

Independent Auditor's Report



Ernst & Young
27/F, One Taikoo Place
979 King's Road
Quarry Bay, Hong Kong

To the members of Bank of China (Hong Kong) Limited
(Incorporated in Hong Kong with limited liability)

Opinion

We have audited the consolidated financial statements of Bank of China (Hong Kong) Limited (the "Bank") and its subsidiaries (the "Group") set out on pages 62 to 314, which comprise the consolidated balance sheet as at 31 December 2024, and the consolidated income statement, the consolidated statement of comprehensive income, the consolidated statement of changes in equity and the consolidated cash flow statement for the year then ended, and notes to the consolidated financial statements, including material accounting policy information.

In our opinion, the consolidated financial statements give a true and fair view of the consolidated financial position of the Group as at 31 December 2024, and of its consolidated financial performance and its consolidated cash flows for the year then ended in accordance with Hong Kong Financial Reporting Standards ("HKFRSs") issued by the Hong Kong Institute of Certified Public Accountants ("HKICPA") and have been properly prepared in compliance with the Hong Kong Companies Ordinance.

Basis for opinion

We conducted our audit in accordance with Hong Kong Standards on Auditing ("HKSA") issued by the HKICPA. Our responsibilities under those standards are further described in the *Auditor's responsibilities for the audit of the consolidated financial statements* section of our report. We are independent of the Group in accordance with the HKICPA's *Code of Ethics for Professional Accountants* (the "Code"), and we have fulfilled our other ethical responsibilities in accordance with the Code. We believe that the audit evidence we have obtained is sufficient and appropriate to provide a basis for our opinion.

Key audit matters

Key audit matters are those matters that, in our professional judgement, were of most significance in our audit of the consolidated financial statements of the current period. These matters were addressed in the context of our audit of the consolidated financial statements as a whole, and in forming our opinion thereon, and we do not provide a separate opinion on these matters. For each matter below, our description of how our audit addressed the matter is provided in that context.

We have fulfilled the responsibilities described in the *Auditor's responsibilities for the audit of the consolidated financial statements* section of our report, including in relation to these matters. Accordingly, our audit included the performance of procedures designed to respond to our assessment of the risks of material misstatement of the consolidated financial statements. The results of our audit procedures, including the procedures performed to address the matters below, provide the basis for our audit opinion on the accompanying consolidated financial statements.

Independent Auditor's Report (continued)

Key audit matter	How our audit addressed the key audit matter
Measurement of expected credit loss ("ECL") for advances to customers	
<p>Refer to material accounting policies in Note 2.14, critical estimates and judgements in applying accounting policies in Note 3.1, and disclosures on credit risk, net charge of impairment allowances and loan impairment allowances in Note 4.1, Note 12 and Note 23 to the financial statements.</p> <p>As at 31 December 2024, the Group reported total gross advances to customers amounted to HK\$1,680,270 million, representing 41.9% of total assets and the impairment allowance for advances to customers amounted to HK\$14,964 million, representing 95.2% of the total impairment allowance on financial instruments.</p> <p>The Group has adopted a forward-looking expected-loss impairment model to recognise the expected credit losses ("ECL") of its advances to customers. The assessment of credit risk and the measurement of ECL are required to be based on unbiased and probability-weighted possible outcomes, and reasonable and supportable information at the reporting date about past events, current conditions and forecasts of future economic conditions. Significant management judgements and estimates are involved in the development and the application of models and the choices of inputs in the calculation of ECL, including:</p> <ol style="list-style-type: none"> 1) segmentation of financial assets according to credit risk characteristics; 2) estimation of probability of defaults, loss given defaults, exposure at defaults and macroeconomic factor forecasts; 3) criteria on significant increase in credit risk; and 4) selection of forward-looking macroeconomic scenarios and their probability weightings; <p>For Stage 3 advances to customers, management judgement is required to determine the probability of multiple scenarios and estimate the impact that the uncertainties observed in current economic environment may have on these exit strategies, the time required to collect and collateral valuation.</p> <p>In view of the significance of the impairment allowance recorded by the Group and the management judgements and estimates involved, the impairment assessment of advances to customers are considered a key audit matter.</p>	<p>We obtained an understanding of the Group's credit management and policies and procedures and evaluated the Group's impairment methodology, including the management judgement over the segmentation of portfolio, the criteria on significant credit deterioration and the measurement approach of expected credit losses.</p> <p>We tested the design and the operating effectiveness of the key controls over the systems and processes of credit assessment, loan classification, stage classification and calculation of impairment allowances. Our control testing on the loan impairment process included an evaluation of the governance in respect of the use of economic scenarios and the system interfaces of inputs or other data sources such as internal loan gradings and probability of default.</p> <p>We adopted a risk-based sampling approach for our loan review procedures. We selected samples based on risk characteristics of individual items including the industry (including loans granted to Mainland property developers and local commercial real estate developers and investors) and geographic location of the operations of borrowers, internal loan grading and past due history. We formed an independent view on the loan staging through reviewing the selected borrowers' detailed information such as their financial performance, recoverable cash flows, valuation of collaterals and other available information.</p> <p>We performed testing on the completeness and accuracy of the data used in the ECL calculation as at 31 December 2024 by comparing the individual loan data to the relevant data source on a sample basis; evaluating the calculation logic and data processing and recomputing for a sample of management's calculation of the impairment allowance.</p> <p>We engaged our modelling specialists in evaluating the impairment methodology and model enhancements. We assessed the appropriateness of the ECL model used by management in determining impairment allowances, including changes made to forward-looking macroeconomic scenarios, and evaluated the key parameters and assumptions adopted in the model. The key parameters and assumptions included ECL stages, probability of default, loss given default, exposure at default, and probability weighted economic scenarios.</p>

Independent Auditor's Report (continued)

Key audit matter	How our audit addressed the key audit matter
	<p>For loans and advances classified as Stage 3, we recalculated the impairment allowance by reviewing inputs such as future recoverable cash flows and valuation of collateral on a sample basis. For each sample selected, we also assessed the reasonableness of future recoverable cash flows and reviewed the collateral value used where applicable.</p> <p>We also evaluated and tested the design and operating effectiveness of the Group's key controls related to disclosures on credit risk in Note 4.1 to the financial statements, and assessed the adequacy of disclosures for compliance with the relevant accounting standards.</p>
Valuation of level 3 financial instruments measured at fair value	
<p>Refer to material accounting policies in Note 2.12, critical estimates and judgements in applying accounting policies in Note 3.2, and disclosures on fair values of financial instruments in Note 5.1 to the financial statements.</p> <p>As at 31 December 2024, the Group's financial assets measured at fair value amounted to HK\$1,212,971 million, representing 30.2% of the Group's total assets. The Group's financial assets measured at fair value which were categorised within level 3 amounted to HK\$4,374 million, representing 0.4% of the Group's financial assets measured at fair value.</p> <p>The Group has applied valuation techniques to determine the fair value of financial instruments that are not quoted in active markets. These valuation techniques, in particular those requiring significant unobservable inputs, involve management using judgements and assumptions. With different data input, assumptions and modelling techniques applied, the valuation results can vary significantly.</p> <p>Financial instruments which had significant unobservable inputs in the valuation were categorised within level 3 of the fair value hierarchy. Higher degree of uncertainty was involved in valuation of financial instruments categorised within level 3 of the fair value hierarchy.</p> <p>In view of the significance of the higher degree of uncertainty was involved in valuation of financial instruments categorised within level 3, the valuation of level 3 financial instruments measured at fair value are considered a key audit matter.</p>	<p>We evaluated and tested the design and operating effectiveness of key controls related to the valuation of financial instruments categorised within level 3, including validation and approval of valuation models and assumptions, review and approval of valuation results, and back-testing on valuation results and assumptions.</p> <p>We performed the following substantive procedures on financial instruments categorised within level 3 on a sampling basis:</p> <ul style="list-style-type: none"> In respect of unlisted equity securities, we involved our valuation specialists in evaluating the data inputs, assumptions and modelling techniques, through comparison with valuation techniques that are commonly used in the market, and validation of inputs against external market data. <p>We also evaluated and tested the design and operating effectiveness of the Group's key controls related to the fair value disclosures in Note 5.1 to the financial statements, and assessed the adequacy of disclosures for compliance with the relevant accounting standards.</p>

Independent Auditor's Report (continued)

Other information included in the Annual Report

The directors of the Bank are responsible for the other information. The other information comprises the information included in the Annual Report, other than the consolidated financial statements and our auditor's report thereon.

Our opinion on the consolidated financial statements does not cover the other information and we do not express any form of assurance conclusion thereon.

In connection with our audit of the consolidated financial statements, our responsibility is to read the other information and, in doing so, consider whether the other information is materially inconsistent with the consolidated financial statements or our knowledge obtained in the audit or otherwise appears to be materially misstated. If, based on the work we have performed, we conclude that there is a material misstatement of this other information, we are required to report that fact. We have nothing to report in this regard.

Responsibilities of the directors for the consolidated financial statements

The directors of the Bank are responsible for the preparation of the consolidated financial statements that give a true and fair view in accordance with HKFRSs issued by the HKICPA and the Hong Kong Companies Ordinance, and for such internal control as the directors determine is necessary to enable the preparation of consolidated financial statements that are free from material misstatement, whether due to fraud or error.

In preparing the consolidated financial statements, the directors of the Bank are responsible for assessing the Group's ability to continue as a going concern, disclosing, as applicable, matters related to going concern and using the going concern basis of accounting unless the directors of the Bank either intend to liquidate the Group or to cease operations or have no realistic alternative but to do so.

The directors of the Bank are assisted by the Audit Committee in discharging their responsibilities for overseeing the Group's financial reporting process.

Auditor's responsibilities for the audit of the consolidated financial statements

Our objectives are to obtain reasonable assurance about whether the consolidated financial statements as a whole are free from material misstatement, whether due to fraud or error, and to issue an auditor's report that includes our opinion. Our report is made solely to you, as a body, in accordance with section 405 of the Hong Kong Companies Ordinance, and for no other purpose. We do not assume responsibility towards or accept liability to any other person for the contents of this report.

Reasonable assurance is a high level of assurance, but is not a guarantee that an audit conducted in accordance with HKSAAs will always detect a material misstatement when it exists. Misstatements can arise from fraud or error and are considered material if, individually or in the aggregate, they could reasonably be expected to influence the economic decisions of users taken on the basis of these consolidated financial statements.

Independent Auditor's Report (continued)

As part of an audit in accordance with HKSAs, we exercise professional judgement and maintain professional scepticism throughout the audit. We also:

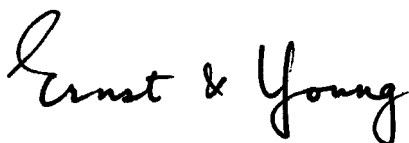
- Identify and assess the risks of material misstatement of the consolidated financial statements, whether due to fraud or error, design and perform audit procedures responsive to those risks, and obtain audit evidence that is sufficient and appropriate to provide a basis for our opinion. The risk of not detecting a material misstatement resulting from fraud is higher than for one resulting from error, as fraud may involve collusion, forgery, intentional omissions, misrepresentations, or the override of internal control.
- Obtain an understanding of internal control relevant to the audit in order to design audit procedures that are appropriate in the circumstances, but not for the purpose of expressing an opinion on the effectiveness of the Group's internal control.
- Evaluate the appropriateness of accounting policies used and the reasonableness of accounting estimates and related disclosures made by the directors.
- Conclude on the appropriateness of the directors' use of the going concern basis of accounting and, based on the audit evidence obtained, whether a material uncertainty exists related to events or conditions that may cast significant doubt on the Group's ability to continue as a going concern. If we conclude that a material uncertainty exists, we are required to draw attention in our auditor's report to the related disclosures in the consolidated financial statements or, if such disclosures are inadequate, to modify our opinion. Our conclusions are based on the audit evidence obtained up to the date of our auditor's report. However, future events or conditions may cause the Group to cease to continue as a going concern.
- Evaluate the overall presentation, structure and content of the consolidated financial statements, including the disclosures, and whether the consolidated financial statements represent the underlying transactions and events in a manner that achieves fair presentation.
- Plan and perform the group audit to obtain sufficient appropriate audit evidence regarding the financial information of the entities or business units within the Group as a basis for forming an opinion on the consolidated financial statements. We are responsible for the direction, supervision and review of the audit work performed for purposes of the group audit. We remain solely responsible for our audit opinion.

We communicate with the Audit Committee regarding, among other matters, the planned scope and timing of the audit and significant audit findings, including any significant deficiencies in internal control that we identify during our audit.

We also provide the Audit Committee with a statement that we have complied with relevant ethical requirements regarding independence and to communicate with them all relationships and other matters that may reasonably be thought to bear on our independence, and where applicable, actions taken to eliminate threats or safeguards applied.

From the matters communicated with the Audit Committee, we determine those matters that were of most significance in the audit of the consolidated financial statements of the current period and are therefore the key audit matters. We describe these matters in our auditor's report unless law or regulation precludes public disclosure about the matter or when, in extremely rare circumstances, we determine that a matter should not be communicated in our report because the adverse consequences of doing so would reasonably be expected to outweigh the public interest benefits of such communication.

The engagement partner on the audit resulting in this independent auditor's report is Mr. Huen Chun Man.



Ernst & Young
Certified Public Accountants
Hong Kong
26 March 2025

独立核数师报告



安永会计师事务所
香港鲗鱼涌英皇道 979 号
太古坊一座 27 楼

致中国银行（香港）有限公司成员
(于香港注册成立的有限公司)

意见

我们已审计列载于第 62 至 314 页的中国银行（香港）有限公司（「贵银行」）及其附属公司（「贵集团」）的综合财务报表，此综合财务报表包括于 2024 年 12 月 31 日的综合资产负债表与截至该日止年度的综合收益表、综合全面收益表、综合权益变动表和综合现金流量表，以及综合财务报表附注，包括重要会计政策资讯。

我们认为，该等综合财务报表已根据香港会计师公会颁布的《香港财务报告准则》真实而中肯地反映了贵集团于 2024 年 12 月 31 日的综合财务状况及截至该日止年度的综合财务表现及综合现金流量，并已遵照香港《公司条例》妥为拟备。

意见的基础

我们已根据香港会计师公会颁布的《香港审计准则》进行审计。我们在该等准则下承担的责任已在本报告「核数师就审计综合财务报表承担的责任」部分中作进一步阐述。根据香港会计师公会颁布的《专业会计师道德守则》（以下简称「守则」），我们独立于贵集团，并已履行守则中的其他专业道德责任。我们相信，我们所获得的审计凭证能充足及适当地为我们的审计意见提供基础。

关键审计事项

关键审计事项是根据我们的专业判断，认为对本期综合财务报表的审计最为重要的事项。这些事项是在对综合财务报表整体进行审计并形成意见的背景下进行处理的，我们不对这些事项提供单独的意见。我们对下述每一事项在审计中是如何应对的描述也以此为背景。

我们已经履行了本报告「核数师就审计综合财务报表承担的责任」部分阐述的责任，包括与这些关键审计事项相关的责任。相应地，我们的审计工作包括执行为应对评估的综合财务报表重大错误陈述风险而设计的审计程序。我们执行审计程序的结果，包括应对下述关键审计事项所执行的程序，为综合财务报表整体发表审计意见提供了基础。

独立核数师报告（续）

关键审计事项	该事项在审计中是如何应对的
<p>客户贷款的预期信用损失计量</p> <p>请参阅财务报表附注 2.14 重要会计政策、附注 3.1 应用会计政策时之重大估计及判断、附注 4.1 信贷风险及附注 12 减值准备净拨备和附注 23 贷款减值准备的披露。</p> <p>截至 2024 年 12 月 31 日，贵集团客户贷款总额为港币 16,802.70 亿元，占总资产的 41.9%；客户贷款减值准备总额为港币 149.64 亿元，占金融工具减值准备总额的 95.2%。</p> <p>贵集团采用具前瞻性的「预期损失」减值模型确认客户贷款的预期信用损失。信贷风险的评估及预期信用损失的计量须基于无偏颇及概率加权的有可能结果，以及于报告日期有关过往事件、现况及未来经济状况预测的合理及有支持力的资讯。计算预期信用损失之模型建立及应用和数据参数之选择涉及重大的管理层判断及估计，当中包括：</p> <ol style="list-style-type: none"> 1) 根据信贷风险特征对金融资产进行之组合划分； 2) 对违约概率、违约损失率、违约风险承担及宏观经济因素预测之估算； 3) 重大信贷恶化之标准；及 4) 对前瞻性宏观经济情景之选择及概率加权。 <p>对于第三阶段的客户贷款，管理层需要判断多种情况的机率，并估计当前经济环境中观察到的不确定性可能对这些退出策略、收回贷款所需的时间和抵押品估值产生的影响。</p> <p>考虑贵集团减值准备金额的重要性，以及减值金额估算过程中涉及的管理层判断及估计的重要性，客户贷款的减值评估因而被列为关键审计事项。</p>	<p>我们已了解贵集团的信贷管理及政策和程序并评估其减值方法，包括管理层对组合划分、重大信贷恶化的标准及预期信用损失计量模型和方法的判断。</p> <p>我们已测试信贷审批流程，贷款分类流程，阶段分类流程和计算贷款减值准备的系统和流程相关的关键控制的设计和执行的有效性。我们对贷款减值准备评估流程的控制测试包括评估应用经济情景之管控及数据参数或其他数据来源（如内部信贷评级和违约概率）的系统对接。</p> <p>我们已采用以风险为导向的抽样方法执行贷款审阅工作。我们基于个别贷款的风险特征选取样本，这些特征包括借款人行业（包括向中国内地房地产开发商和本地商业房地产开发商和投资者提供的贷款）、经营地区、内部贷款评级以及过往逾期纪录。我们通过审阅选定借款人的详细资讯，例如其财务状况、可回收现金流、抵押品估值及其他资料，以形成我们对贷款阶段分类的独立意见。</p> <p>我们通过抽样对比个别贷款数据与相关数据来源，已测试用于 2024 年 12 月 31 日的预期信用损失计算的数据的完整性和准确性；已评估计算逻辑和数据处理，并选取样本并已重新计算管理层所计算的减值准备。</p> <p>我们的模型专家已评估减值方法和模型优化。我们已评估管理层用于确定减值拨备的预期信用损失模型的适当性，包括对前瞻性宏观经济情景的变更，并已评估模型中采用的关键参数和假设。关键参数和假设包括预期信用损失阶段、违约概率、违约损失率、违约风险敞口和加权经济情景概率。</p> <p>对于分类为第三阶段的贷款和垫款，我们已通过抽样审查未来可回收现金流和抵押品估值等数据参数，重新计算减值拨备。对于每个选定的样本，我们还评估了未来可回收现金流的合理性，并在适用的情况下审查了所使用的抵押品价值。</p> <p>对于财务报表附注 4.1 中的信贷风险披露，我们已评估和测试贵集团有关的关键控制设计和执行的有效性，及已评估该事项在披露的充分性方面，是否亦符合相关会计准则的要求。</p>

独立核数师报告（续）

关键审计事项	该事项在审计中是如何应对的
以公允价值计量的第三层级金融工具估值	
<p>请参阅财务报表附注 2.12 重要会计政策、附注 3.2 应用会计政策时之重大估计及判断、附注 5.1 以公允价值计量的金融工具的披露。</p> <p>截至 2024 年 12 月 31 日，贵集团以公允价值计量的金融资产为港币 12,129.71 亿元，占总资产的 30.2%。贵集团被划分为第三层级以公允价值计量的金融资产为港币 43.74 亿元，占以公允价值计量的金融资产的 0.4%。</p> <p>对于没有活跃市场报价的金融工具，贵集团采用估值技术确定其公允价值，而估值技术涉及管理层的判断和假设，尤其是那些包括了重大不可观察参数的估值技术。采用不同的估值参数，假设和数据建模技术，估值结果将可能存在重大差异。</p> <p>在估值中采用重大不可观察参数的金融工具被划分为公允价值层级的第三层级。被划分为第三层级金融工具的估值的不确定性较高。</p> <p>考虑被划分为第三层级金融工具的估值中高度不确定性的重要性，以公允价值计量的第三层级金融工具估值因而被列为关键审计事项。</p>	<p>我们已评估并测试第三层级金融工具估值相关的关键控制设计和执行的有效性，包括对估值模型和假设的验证和审批、估值结果的审阅及批核以及对估值结果和假设的回溯测试。</p> <p>我们采用了抽样方法对归类为第三层级的金融工具执行了以下实质性程序：</p> <ul style="list-style-type: none"> 对于非上市股份证券，我们的内部估值专家对数据参数、假设和建模技术进行评估，通过与市场上常用的估值技术进行比较，并对参数进行外部市场数据验证。 <p>最后，对于贵集团在财务报表附注 5.1 中的公允价值披露，我们也评估和测试了其关键控制设计和执行的有效性，及评估了该事项在披露的充分性方面，是否亦符合相关会计准则的要求。</p>

刊载于年报内其他信息

董事需对其他信息负责。其他信息包括刊载于年报内的信息，但不包括综合财务报表及我们的核数师报告。

我们对综合财务报表的意见并不涵盖其他信息，我们亦不对该等其他信息发表任何形式的鉴证结论。

结合我们对综合财务报表的审计，我们的责任是阅读其他信息，在此过程中，考虑其他信息是否与综合财务报表或我们在审计过程中所了解的情况存在重大抵触或者似乎存在重大错误陈述的情况。基于我们已执行的工作，如果我们认为其他信息存在重大错误陈述，我们需要报告该事实。在这方面，我们没有任何报告。

董事就综合财务报表须承担的责任

董事须负责根据香港会计师公会颁布的《香港财务报告准则》及香港《公司条例》拟备真实而中肯的综合财务报表，并对其认为为使综合财务报表的拟备不存在由于欺诈或错误而导致的重大错误陈述所需的内部控制负责。

在拟备综合财务报表时，董事负责评估贵集团持续经营的能力，并在适用情况下披露与持续经营有关的事项，以及使用持续经营为会计基础，除非董事有意将贵集团清盘或停止经营，或别无其他实际的替代方案。

审计委员会协助董事履行职责，监督贵集团的财务报告过程。

独立核数师报告（续）

核数师就审计综合财务报表承担的责任

我们的目标，是对综合财务报表整体是否不存在由于欺诈或错误而导致的重大错误陈述取得合理保证，并出具包括我们意见的核数师报告。我们根据香港《公司条例》第 405 条仅对全体成员作出报告，除此以外，本报告并无其他用途。我们不会就核数师报告的内容向任何其他人士负上或承担任何责任。

合理保证是高水平的保证，但不能保证按照《香港审计准则》进行的审计，在某一重大错误陈述存在时总能发现。错误陈述可以由欺诈或错误引起，如果合理预期它们单独或汇总起来可能影响综合财务报表使用者依赖综合财务报表所作出的经济决定，则有关的错误陈述可被视作重大。

在根据《香港审计准则》进行审计的过程中，我们运用了专业判断，保持了专业怀疑态度。我们亦：

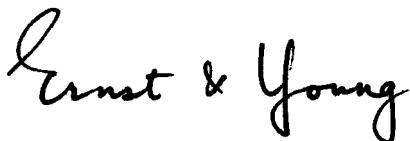
- 识别和评估由于欺诈或错误而导致综合财务报表存在重大错误陈述的风险，设计及执行审计程序以应对这些风险，以及获取充足和适当的审计凭证，作为我们意见的基础。由于欺诈可能涉及串谋、伪造、蓄意遗漏、虚假陈述，或凌驾于内部控制之上，因此未能发现因欺诈而导致的重大错误陈述的风险高于未能发现因错误而导致的重大错误陈述的风险。
- 了解与审计相关的内部控制，以设计适当的审计程序，但目的并非对贵集团内部控制的有效性发表意见。
- 评价董事所采用会计政策的恰当性及作出会计估计和相关披露的合理性。
- 对董事采用持续经营会计基础的恰当性作出结论。根据所获取的审计凭证，确定是否存在与事项或情况有关的重大不确定性，从而可能导致对贵集团的持续经营能力产生重大疑虑。如果我们认为存在重大不确定性，则有必要在核数师报告中提请使用者注意综合财务报表中的相关披露。假若有关的披露不足，则我们应当发表非无保留意见。我们的结论是基于核数师报告日止所取得的审计凭证。然而，未来事项或情况可能导致贵集团不能持续经营。
- 评价综合财务报表的整体列报方式、结构和内容，包括披露，以及综合财务报表是否中肯反映交易和事项。
- 计划和执行集团审计，以获取关于贵集团内实体或业务单位财务信息的充足和适当的审计凭证，以对综合财务报表形成审计意见提供基础。我们负责指导、监督和复核为集团审计而执行的审计工作。我们为审计意见承担全部责任。

除其他事项外，我们与审计委员会沟通了计划的审计范围、时间安排、重大审计发现等，包括我们在审计中识别出内部控制的任何重大缺陷。

我们还向审计委员会提交声明，说明我们已符合有关独立性的相关专业道德要求，并与他们沟通有可能合理地被认为会影响我们独立性的所有关系和其他事项，以及为消除对独立性的威胁所采取的行动或防范措施（若适用）。

在与审计委员会沟通的事项中，我们确定哪些事项对本期综合财务报表的审计最为重要，因而构成关键审计事项。我们在核数师报告中描述这些事项，除非法律法规不允许公开披露这些事项，或在极端罕见的情况下，如果合理预期在我们报告中沟通某事项造成的负面后果超过产生的公众利益，我们决定不应在报告中沟通该事项。

出具本独立核数师报告的审计项目合伙人是褙俊文先生。



安永会计师事务所

执业会计师

香港

2025 年 3 月 26 日

综合收益表
Consolidated Income Statement

截至 12 月 31 日止年度	For the year ended 31 December	附注 Notes	2024	2023
			港币百万元 HK\$'m	港币百万元 HK\$'m
利息收入	Interest income		134,475	124,132
以实际利息法计算的利息收入	Interest income calculated using the effective interest method		127,838	119,365
其他	Others		6,637	4,767
利息支出	Interest expense		(87,140)	(77,436)
净利息收入	Net interest income	6	47,335	46,696
服务费及佣金收入	Fee and commission income		15,852	14,279
服务费及佣金支出	Fee and commission expense		(3,403)	(3,016)
净服务费及佣金收入	Net fee and commission income	7	12,449	11,263
净交易性收益	Net trading gain	8	13,101	9,047
其他以公允价值变化计入损益之 金融工具净亏损	Net loss on other financial instruments at fair value through profit or loss	9	(384)	(71)
其他金融工具之净亏损	Net loss on other financial instruments	10	(1,293)	(1,318)
其他经营收入	Other operating income	11	573	561
提取减值准备前之净经营收入	Net operating income before impairment allowances		71,781	66,178
减值准备净拨备	Net charge of impairment allowances	12	(5,071)	(6,341)
净经营收入	Net operating income		66,710	59,837
经营支出	Operating expenses	13	(17,838)	(17,091)
经营溢利	Operating profit		48,872	42,746
投资物业处置 / 公允价值调整之 净亏损	Net loss from disposal of/fair value adjustments on investment properties	14	(1,540)	(1,279)
处置 / 重估物业、器材及设备之 净亏损	Net loss from disposal/revaluation of properties, plant and equipment	15	(313)	(117)
应占联营公司及合资企业之税后 业绩	Share of results after tax of associates and joint ventures	25	(11)	(19)
除税前溢利	Profit before taxation		47,008	41,331
税项	Taxation	16	(7,822)	(6,340)
年度溢利	Profit for the year		39,186	34,991
应占溢利:	Profit attributable to:			
本银行股东	Equity holders of the Bank		38,979	34,806
非控制权益	Non-controlling interests		207	185
			39,186	34,991

第 70 至 314 页之附注属本财务报表之组成部分。

The notes on pages 70 to 314 are an integral part of these financial statements.

综合全面收益表

截至 12 月 31 日止年度

Consolidated Statement of Comprehensive Income

For the year ended 31 December

		附注 Notes	2024 港币百万元 HK\$m	2023 港币百万元 HK\$m
年度溢利	Profit for the year		39,186	34,991
其后不可重新分类至收益表内的项目:	Items that will not be reclassified subsequently to income statement:			
房产:	Premises:			
房产重估	Revaluation of premises	27	(2,525)	(1,005)
相关税项影响	Related tax impact	34	515	205
			(2,010)	(800)
以公允价值变化计入其他全面收益之股权工具:	Equity instruments at fair value through other comprehensive income:			
公允价值变化	Change in fair value		336	624
相关税项影响	Related tax impact		(22)	(2)
			314	622
退休福利计划精算收益 / (亏损)	Actuarial gain/(loss) on retirement benefit plans		3	(6)
			(1,693)	(184)

综合全面收益表 (续)
Consolidated Statement of Comprehensive Income (continued)

截至 12 月 31 日止年度	For the year ended 31 December	附注 Notes	2024 港币百万元 HK\$m	2023 港币百万元 HK\$m
其后可重新分类至收益表内的项目:	Items that may be reclassified subsequently to income statement:			
以公允价值变化计入其他全面收益之贷款及其他账项:	Advances and other accounts at fair value through other comprehensive income:			
减值准备变化贷记收益表	Change in impairment allowances credited to income statement	12	(23)	(48)
以公允价值变化计入其他全面收益之债务工具:	Debt instruments at fair value through other comprehensive income:			
公允价值变化	Change in fair value		(110)	2,575
减值准备变化借记收益表	Change in impairment allowances charged to income statement	12	60	11
因处置 / 赎回之转拨重新分类至收益表	Release upon disposal/redemption reclassified to income statement	10	1,271	1,307
公允价值对冲调整累计金额之摊销重新分类至收益表	Amortisation of accumulated amount of fair value hedge adjustment reclassified to income statement		(11)	(91)
相关税项影响	Related tax impact		(191)	(592)
			1,019	3,210
货币换算差额	Currency translation difference		(362)	(263)
			634	2,899
年度除税后其他全面收益	Other comprehensive income for the year, net of tax		(1,059)	2,715
年度全面收益总额	Total comprehensive income for the year		38,127	37,706
应占全面收益总额:	Total comprehensive income attributable to:			
本银行股东	Equity holders of the Bank		37,920	37,521
非控制权益	Non-controlling interests		207	185
			38,127	37,706

第 70 至 314 页之附注属本财务报表之组成部分。

The notes on pages 70 to 314 are an integral part of these financial statements.

综合资产负债表
Consolidated Balance Sheet

于 12 月 31 日	As at 31 December	附注 Notes	2024	2023
			港币百万元 HK\$'m	港币百万元 HK\$'m
资产	ASSETS			
库存现金及在银行及其他金融机构之结余及定期存放	Cash and balances and placements with banks and other financial institutions	20	608,395	404,689
以公允价值变化计入损益之金融资产	Financial assets at fair value through profit or loss	21	126,803	292,604
衍生金融工具	Derivative financial instruments	22	73,896	54,207
香港特别行政区政府负债证明书	Hong Kong SAR Government certificates of indebtedness		223,510	213,000
贷款及其他账项	Advances and other accounts	23	1,669,683	1,696,673
证券投资	Investment in securities	24	1,184,491	921,782
联营公司及合资企业权益	Interests in associates and joint ventures	25	158	169
投资物业	Investment properties	26	14,569	15,329
物业、器材及设备	Properties, plant and equipment	27	37,647	41,226
应收税项资产	Current tax assets		27	42
递延税项资产	Deferred tax assets	34	358	329
其他资产	Other assets	28	71,769	45,528
资产总额	Total assets		4,011,306	3,685,578
负债	LIABILITIES			
香港特别行政区流通纸币	Hong Kong SAR currency notes in circulation	29	223,510	213,000
银行及其他金融机构之存款及结余	Deposits and balances from banks and other financial institutions		350,854	373,217
以公允价值变化计入损益之金融负债	Financial liabilities at fair value through profit or loss	30	78,821	66,203
衍生金融工具	Derivative financial instruments	22	56,599	41,467
客户存款	Deposits from customers	31	2,722,196	2,505,752
已发行债务证券及存款证	Debt securities and certificates of deposit in issue	32	5,296	1,999
其他账项及准备	Other accounts and provisions	33	172,932	95,000
应付税项负债	Current tax liabilities		6,572	4,530
递延税项负债	Deferred tax liabilities	34	3,843	4,649
后偿负债	Subordinated liabilities	35	71,982	75,323
负债总额	Total liabilities		3,692,605	3,381,140

综合资产负债表（续） Consolidated Balance Sheet (continued)

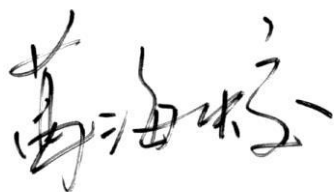
于 12 月 31 日	As at 31 December	附注 Notes	2024	2023
			港币百万元 HK\$'m	港币百万元 HK\$'m
资本	EQUITY			
股本	Share capital	36	43,043	43,043
储备	Reserves		275,350	261,104
本银行股东应占股本和储备	Capital and reserves attributable to equity holders of the Bank		318,393	304,147
非控制权益	Non-controlling interests		308	291
资本总额	Total equity		318,701	304,438
负债及资本总额	Total liabilities and equity		4,011,306	3,685,578

第 70 至 314 页之附注属本财务报表之组成部分。

The notes on pages 70 to 314 are an integral part of these financial statements.

经董事会于 2025 年 3 月 26 日通过核准并由以下人士代表签署：

Approved by the Board of Directors on 26 March 2025 and signed on behalf of the Board by:



葛海蛟 **GE Haijiao**
董事 Director



孙煜 **SUN Yu**
董事 Director

综合权益变动表
Consolidated Statement of Changes in Equity

		归属于本银行股东 Attributable to equity holders of the Bank									
		储备 Reserves						本银行其他 股权工具 Other equity instruments of the Bank		非控制权益 Non- controlling interests	资本总额 Total equity
		股本 Share capital	房产 重估储备 Premises revaluation reserve	以公允价值 变化计入其他 全面收益金 融资产储备 Reserve for financial assets at FVOCI	监管储备* Regulatory reserve*	换算储备 Translation reserve	留存盈利 Retained earnings	总计 Total			
		港币百万元 HK\$m	港币百万元 HK\$m	港币百万元 HK\$m	港币百万元 HK\$m	港币百万元 HK\$m	港币百万元 HK\$m	港币百万元 HK\$m	港币百万元 HK\$m	港币百万元 HK\$m	港币百万元 HK\$m
于 2023 年 1 月 1 日	At 1 January 2023	43,043	37,746	(4,799)	6,655	(1,682)	205,609	286,572	23,476	279	310,327
年度溢利	Profit for the year	-	-	-	-	-	34,806	34,806	-	185	34,991
其他全面收益:	Other comprehensive income:										
房产	Premises	-	(800)	-	-	-	-	(800)	-	-	(800)
以公允价值变化计入 其他全面收益之 股权工具	Equity instruments at fair value through other comprehensive income	-	-	622	-	-	-	622	-	-	622
退休福利计划精算 亏损	Actuarial loss on retirement benefit plans	-	-	-	-	-	(6)	(6)	-	-	(6)
以公允价值变化计入 其他全面收益之 贷款及其他账项	Advances and other accounts at fair value through other comprehensive income	-	-	(48)	-	-	-	(48)	-	-	(48)
以公允价值变化计入 其他全面收益之 债务工具	Debt instruments at fair value through other comprehensive income	-	-	3,210	-	-	-	3,210	-	-	3,210
货币换算差额	Currency translation difference	-	-	(63)	-	(200)	-	(263)	-	-	(263)
全面收益总额	Total comprehensive income	-	(800)	3,721	-	(200)	34,800	37,521	-	185	37,706
因处置以公允价值变化 计入其他全面收益 之股权工具之转拨:	Release upon disposal of equity instruments at fair value through other comprehensive income:										
转拨	Transfer	-	-	(2)	-	-	2	-	-	-	-
递延税项	Deferred tax	-	-	-	-	-	-	-	-	-	-
应付税项	Current tax	-	-	-	-	-	-	-	-	-	-
赎回其他股权工具	Redemption of other equity instruments	-	-	-	-	-	(70)	(70)	(23,476)	-	(23,546)
因处置房产之转拨	Release upon disposal of premises	-	(1)	-	-	-	1	-	-	-	-
转拨自留存盈利	Transfer from retained earnings	-	-	-	1,319	-	(1,319)	-	-	-	-
支付其他股权工具持 有者股息	Dividend paid to other equity instrument holders	-	-	-	-	-	(1,392)	(1,392)	-	-	(1,392)
股息	Dividends	-	-	-	-	-	(18,484)	(18,484)	-	(173)	(18,657)
于 2023 年 12 月 31 日	At 31 December 2023	43,043	36,945	(1,080)	7,974	(1,882)	219,147	304,147	-	291	304,438

综合权益变动表（续） Consolidated Statement of Changes in Equity (continued)

		归属于本银行股东 Attributable to equity holders of the Bank										
		储备 Reserves						本银行其他 Other equity instruments of the Bank		非控制权益 Non- controlling interests		资本总额 Total equity
		股本 Share capital	房产 重估储备 Premises revaluation reserve	以公允价值 变化计入其他 全面收益之 金融资产储备 Reserve for financial assets at FVOCI	监管储备* Regulatory reserve*	换算储备 Translation reserve	留存盈利 Retained earnings	总计 Total	港币 HK\$m	港币 HK\$m	港币 HK\$m	港币 HK\$m
		港币 HK\$m	港币 HK\$m	港币 HK\$m	港币 HK\$m	港币 HK\$m	港币 HK\$m	港币 HK\$m	港币 HK\$m	港币 HK\$m	港币 HK\$m	港币 HK\$m
于 2024 年 1 月 1 日	At 1 January 2024	43,043	36,945	(1,080)	7,974	(1,882)	219,147	304,147	-	291	304,438	
年度溢利	Profit for the year	-	-	-	-	-	38,979	38,979	-	207	39,186	
其他全面收益：	Other comprehensive income:											
房产	Premises	-	(2,010)	-	-	-	(2,010)	-	-	-	(2,010)	
以公允价值变化计入 其他全面收益之 股权工具	Equity instruments at fair value through other comprehensive income	-	-	314	-	-	-	314	-	-	314	
退休福利计划精算 收益	Actuarial gain on retirement benefit plans	-	-	-	-	-	3	3	-	-	3	
以公允价值变化计入 其他全面收益之 贷款及其他账项	Advances and other accounts at fair value through other comprehensive income	-	-	(23)	-	-	-	(23)	-	-	(23)	
以公允价值变化计入 其他全面收益之 债务工具	Debt instruments at fair value through other comprehensive income	-	-	1,019	-	-	-	1,019	-	-	1,019	
货币换算差额	Currency translation difference	-	-	(45)	-	(317)	-	(362)	-	-	(362)	
全面收益总额	Total comprehensive income	-	(2,010)	1,265	-	(317)	38,982	37,920	-	207	38,127	
因处置以公允价值变化 计入其他全面收益 之股权工具之转拨：	Release upon disposal of equity instruments at fair value through other comprehensive income:											
转拨	Transfer	-	-	44	-	-	(44)	-	-	-	-	
递延税项	Deferred tax	-	-	(7)	-	-	-	(7)	-	-	(7)	
应付税项	Current tax	-	-	-	-	-	7	7	-	-	7	
因处置房产之转拨	Release upon disposal of premises	-	(6)	-	-	-	6	-	-	-	-	
转拨至留存盈利	Transfer to retained earnings	-	-	-	(1,946)	-	1,946	-	-	-	-	
支付其他股权工具持 有者股息	Dividend paid to other equity instrument holders	-	-	-	-	-	-	-	-	-	-	
股息	Dividends	-	-	-	-	-	(23,674)	(23,674)	-	(190)	(23,864)	
于 2024 年 12 月 31 日	At 31 December 2024	43,043	34,929	222	6,028	(2,199)	236,370	318,393	-	308	318,701	

* 除按香港财务报告准则第 9 号对贷款提取减值准备外，按金管局要求拨转部分留存盈利至监管储备作银行一般风险之用（包括未来损失或其他不可预期风险）。

* In accordance with the requirements of the HKMA, the amounts are set aside for general banking risks, including future losses or other unforeseeable risks, in addition to the loan impairment allowances recognised under HKFRS 9.

第 70 至 314 页之附注属本财务报表之组成部分。 The notes on pages 70 to 314 are an integral part of these financial statements.

综合现金流量表
Consolidated Cash Flow Statement

截至 12 月 31 日止年度	For the year ended 31 December	附注	2024	2023
		Notes	港币百万元 HK\$'m	港币百万元 HK\$'m
经营业务之现金流量	Cash flows from operating activities			
除税前经营现金之流入	Operating cash inflow before taxation	37(a)	13,913	207,310
支付香港利得税	Hong Kong profits tax paid		(5,365)	(6,041)
支付香港以外利得税	Outside Hong Kong profits tax paid		(938)	(748)
经营业务之现金流入净额	Net cash inflow from operating activities		7,610	200,521
投资业务之现金流量	Cash flows from investing activities			
增置物业、器材及设备	Additions of properties, plant and equipment		(1,252)	(372)
处置物业、器材及设备所得款项	Proceeds from disposal of properties, plant and equipment		7	30
处置投资物业所得款项	Proceeds from disposal of investment properties		1	-
增置投资物业	Additions of investment properties	26	(118)	(27)
增置无形资产	Additions of intangible assets	28	(889)	(872)
收取联营公司及合资企业股息	Dividend received from associates and joint ventures	25	-	428
投资业务之现金流出净额	Net cash outflow from investing activities		(2,251)	(813)
融资业务之现金流量	Cash flows from financing activities			
支付本银行股东股息	Dividend paid to equity holders of the Bank		(23,674)	(18,484)
支付其他股权工具持有者股息	Dividend paid to other equity instrument holders		-	(1,392)
支付非控制权权益股息	Dividend paid to non-controlling interests		(190)	(173)
赎回其他股权工具所付款项	Payment for redemption of other equity instruments		-	(23,546)
赎回后偿负债所付款项	Payment for redemption of subordinated liabilities	37(b)	(73,045)	(21,937)
支付后偿负债利息	Interest paid for subordinated liabilities	37(b)	(2,535)	(2,483)
后偿负债所得款项	Proceeds from subordinated liabilities	37(b)	71,769	21,937
支付租赁负债	Payment of lease liabilities	37(b)	(570)	(571)
融资业务之现金流出净额	Net cash outflow from financing activities		(28,245)	(46,649)
现金及等同现金项目 (减少) / 增加	(Decrease)/increase in cash and cash equivalents		(22,886)	153,059
于 1 月 1 日之现金及等同现金项目	Cash and cash equivalents at 1 January		685,049	537,723
汇率变动对现金及等同现金项目的影响	Effect of exchange rate changes on cash and cash equivalents		(14,394)	(5,733)
于 12 月 31 日之现金及等同现金项目	Cash and cash equivalents at 31 December	37(c)	647,769	685,049
经营业务之现金流量中包括	Cash flows from operating activities included			
- 已收利息	- interest received		133,438	119,266
- 已付利息	- interest paid		89,457	66,924
- 已收股息	- dividend received		49	55

第 70 至 314 页之附注属本财务报表之组成部分。

The notes on pages 70 to 314 are an integral part of these financial statements.

财务报表附注

Notes to the Financial Statements

1. 主要业务

1. Principal activities

本集团主要从事提供银行及相关之金融服务。

The Group is principally engaged in the provision of banking and related financial services.

本银行是一家于香港成立的有限债务公司。公司注册地址是香港花园道1号中银大厦14楼。

The Bank is a limited liability company incorporated in Hong Kong. The address of its registered office is 14/F, Bank of China Tower, 1 Garden Road, Hong Kong.

2. 重要会计政策

2. Material accounting policies

用于编制本综合财务报表之重要会计政策详列如下。

The material accounting policies applied in the preparation of these consolidated financial statements are set out below.

除特别注明外，该等会计政策均被一致地应用于所有列示之财务年度中。

These policies have been consistently applied to all the years presented, unless otherwise stated.

2.1 编制基准

2.1 Basis of preparation

本集团之综合财务报表乃按照香港会计师公会颁布之香港财务报告准则(香港财务报告准则为一统称,当中包括所有适用之香港财务报告准则、香港会计准则及诠释)编制,并符合香港《公司条例》之规定。

The consolidated financial statements of the Group have been prepared in accordance with Hong Kong Financial Reporting Standards ("HKFRSs") (HKFRSs is a collective term which includes all applicable individual Hong Kong Financial Reporting Standards, HKASs and Interpretations) issued by the HKICPA and requirements of the Hong Kong Companies Ordinance.

本综合财务报表乃按历史成本法编制,惟就重估以公允价值变化计入其他全面收益之金融资产、以公允价值变化计入损益之金融资产及金融负债(包括衍生金融工具)、以公允价值列账之贵金属、以公允价值列账之投资物业及以公允价值或重估扣除累计折旧及累计减值损失后列账之房产作出调整。待出售之收回资产会以其账面值及公允价值扣除出售成本之较低者或公允价值列账,并已列载于附注 2.23。

The consolidated financial statements have been prepared under the historical cost convention, as modified by the revaluation of financial assets at fair value through other comprehensive income, financial assets and financial liabilities (including derivative financial instruments) at fair value through profit or loss, precious metals at fair value, investment properties which are carried at fair value and premises which are carried at fair value or revalued amount less accumulated depreciation and accumulated impairment losses. Repossessed assets held for sale are stated at the lower of their carrying amounts and fair values less costs to sell or at fair values as further explained in Note 2.23.

财务报表附注 (续) Notes to the Financial Statements (continued)
2. 重要会计政策 (续) 2. Material accounting policies (continued)
2.1 编制基准 (续)

按照香港财务报告准则编制财务报表时，需采用若干重大估计。管理层亦需于采用本集团之会计政策时作出有关判断。当中涉及高度判断、复杂之范畴、或对综合财务报表而言属重大之假设及估计，已载于附注 3。

(a) 于 2024 年 1 月 1 日起开始的会计年度首次采用之修订及诠释

2.1 Basis of preparation (continued)

The preparation of financial statements in conformity with HKFRSs requires the use of certain critical estimates. It also requires the Management to exercise judgement in the process of applying the Group's accounting policies. The areas involving a higher degree of judgement or complexity, or areas where assumptions and estimates are critical to the consolidated financial statements are disclosed in Note 3.

(a) Amendments and interpretation that are initially adopted for the financial year beginning on 1 January 2024

修订 / 诠释 Amendments/Interpretation	内容 Content	起始适用之年度 Applicable for financial years beginning on/after	于本年度与本集团相关 Currently relevant to the Group
香港会计准则第 1 号 (经修订)	流动或非流动负债之分类	2024 年 1 月 1 日	否
HKAS 1 (Amendments)	Classification of Current or Non-current Liabilities	1 January 2024	No
香港会计准则第 1 号 (经修订)	附有契约的非流动负债	2024 年 1 月 1 日	否
HKAS 1 (Amendments)	Non-current Liabilities with Covenants	1 January 2024	No
香港财务报告准则第 16 号 (经修订)	售后租回的租赁负债	2024 年 1 月 1 日	否
HKFRS 16 (Amendments)	Lease Liability in a Sale and Leaseback	1 January 2024	No
香港会计准则第 7 号及香港财务报告准则第 7 号 (经修订)	供应商融资安排	2024 年 1 月 1 日	否
HKAS 7 and HKFRS 7 (Amendments)	Supplier Finance Arrangements	1 January 2024	No
香港诠释第 5 号(2020)	财务报表的呈示—借款人对包含即时偿还条款的定期贷款之分类	2024 年 1 月 1 日	否
HK Int 5 (2020)	Presentation of Financial Statements – Classification by the Borrower of a Term Loan that Contains a Repayment on Demand Clause	1 January 2024	No

于 2024 年 1 月 1 日起开始的会计年度首次采用之修订及诠释于本年度均与本集团不相关。

None of amendments or interpretation that are initially adopted for the financial year beginning on 1 January 2024 is currently relevant to the Group.

财务报表附注 (续) Notes to the Financial Statements (continued)
2. 重要会计政策 (续) 2. Material accounting policies (continued)
2.1 编制基准 (续)

(b) 已颁布但尚未强制性生效及没有被本集团于2024年提前采纳之准则、修订及诠释

2.1 Basis of preparation (continued)

(b) Standards, amendments and interpretation issued that are not yet mandatorily effective and have not been early adopted by the Group in 2024

准则/修订/诠释 Standards/Amendments/ Interpretation	内容 Content	起始适用之年度 Applicable for financial years beginning on/after	于本年度 与本集团相关 Currently relevant to the Group
香港会计准则第28号(2011)及 香港财务报告准则第10号 (经修订)	投资者与其联营或合资企业之间的资产出售或注入	待定	是
HKAS 28 (2011) and HKFRS 10 (Amendments)	Sale or Contribution of Assets between an Investor and its Associate or Joint Venture	To be determined	Yes
香港会计准则第21号(经修订)	缺乏可兑换性	2025年1月1日	否
HKAS 21 (Amendments)	Lack of Exchangeability	1 January 2025	No
香港财务报告准则第9号及香港财务 报告准则第7号(经修订)	金融工具的分类及计量之修订	2026年1月1日	是
HKFRS 9 and HKFRS 7 (Amendments)	Amendments to the Classification and Measurement of Financial Instruments	1 January 2026	Yes
香港财务报告准则第9号及香港财务 报告准则第7号(经修订)	依赖自然能源生产电力的合同	2026年1月1日	否
HKFRS 9 and HKFRS 7 (Amendments)	Contracts Referencing Nature-dependent Electricity	1 January 2026	No
香港财务报告准则之修订	完善香港财务报告会计准则—第11版	2026年1月1日	是
Amendments to HKFRSs	Annual Improvements to HKFRS Accounting Standards – Volume 11	1 January 2026	Yes
香港财务报告准则第18号	财务报表列报和披露	2027年1月1日	是
HKFRS 18	Presentation and Disclosure in Financial Statements	1 January 2027	Yes
香港财务报告准则第19号	没有公共责任的附属公司：披露	2027年1月1日	是
HKFRS 19	Subsidiaries without Public Accountability: Disclosures	1 January 2027	Yes
香港诠释第5号	财务报表的呈示—借款人对包含即时偿还条款的定期贷款 之分类	2027年1月1日	否
HK Int 5	Presentation of Financial Statements – Classification by the Borrower of a Term Loan that Contains a Repayment on Demand Clause	1 January 2027	No

财务报表附注 (续) Notes to the Financial Statements (continued)

2. 重要会计政策 (续) 2. Material accounting policies (continued)

2.1 编制基准 (续)

(b) 已颁布但尚未强制性生效及没有被本集团于2024年提前采纳之准则、修订及诠释(续)

预计与本集团相关之准则及修订描述如下:

- 香港会计准则第28号(2011)及香港财务报告准则第10号(经修订)「投资者与其联营或合资企业之间的资产出售或注入」。该项修订针对香港会计准则第28号(2011)与香港财务报告准则第10号之间有关投资者与其联营或合资企业之间的资产出售或注入的不一致规定。准则修订之主要影响为当一笔涉及一个营运体的交易(无论其是否属于附属公司),应确认全额收益或亏损;当该资产不构成一个营运体时,投资者仅在其他投资者在联营公司或合资企业中的权益范围内确认收益或亏损。该项修订需前瞻性采用及允许企业提前采纳。应用该修订对本集团的财务报表没有重大影响。

2.1 Basis of preparation (continued)

(b) Standards, amendments and interpretation issued that are not yet mandatorily effective and have not been early adopted by the Group in 2024 (continued)

Further information about those standards and amendments that are expected to be applicable to the Group is as follows:

- HKAS 28 (2011) and HKFRS 10 (Amendments), "Sale or Contribution of Assets between an Investor and its Associate or Joint Venture". The amendments address an acknowledged inconsistency between the requirements in HKAS 28 (2011) and those in HKFRS 10, in dealing with the sale or contribution of assets between an investor and its associate or joint venture. The main consequence of the amendments is that a full gain or loss is recognised when a transaction involves a business (whether it is housed in a subsidiary or not). If the assets do not meet the definition of a business, the gain or loss is recognised by the investor only to the extent of the other investor's interests in the associate or joint venture. The amendments are to be applied prospectively and early application is permitted. The application of the amendments will not have a material impact on the Group's financial statements.

财务报表附注 (续) Notes to the Financial Statements (continued)

2. 重要会计政策 (续) 2. Material accounting policies (continued)

2.1 编制基准 (续)

(b) 已颁布但尚未强制性生效及没有被本集团于2024年提前采纳之准则、修订及诠释(续)

- 香港财务报告准则第9号及香港财务报告准则第7号(经修订)「金融工具的分类及计量之修订」。香港财务报告准则第9号之修订澄清了关于具有或有条件特征之金融资产分类要求, 以及具有无追索权特征和合同挂钩工具之金融资产分类要求。此次修订亦引入了一项会计政策选项以允许企业就通过电子支付系统结算的金融负债在满足特定条件的情况下, 于结算日之前进行终止确认。

香港财务报告准则第7号之修订要求企业新增有关指定为以公允价值变化计入其他全面收益之权益工具及具有或有条件特征之金融工具的披露。

此次修订于2026年1月1日或之后开始的年度报告期间生效且允许提早同时采用所有修订或仅提早采用关于金融资产分类之修订。本集团正评估采用此次修订的影响。

2.1 Basis of preparation (continued)

(b) Standards, amendments and interpretation issued that are not yet mandatorily effective and have not been early adopted by the Group in 2024 (continued)

- HKFRS 9 and HKFRS 7 (Amendments), "Amendments to the Classification and Measurement of Financial Instruments". The amendments to HKFRS 9 provide clarification regarding the classification of financial assets with contingent features and the requirements for classifying financial assets with non-recourse features and contractually linked instruments. The amendments also introduce an accounting policy option for entities to derecognise financial liabilities that are settled through an electronic payment system before settlement date if specified criteria are met.

The amendments to HKFRS 7 require entities to provide additional disclosure regarding investments in equity instruments designated at fair value through other comprehensive income and financial instruments with contingent features.

The amendments are effective for annual periods beginning on or after 1 January 2026 with earlier application of either all the amendments at the same time or only the amendments related to the classification of financial assets is permitted. The Group is in the process of assessing the impact of the adoption of the amendments.

财务报表附注 (续) Notes to the Financial Statements (continued)

2. 重要会计政策 (续) 2. Material accounting policies (continued)

2.1 编制基准 (续)

(b) 已颁布但尚未强制性生效及没有被本集团于2024年提前采纳之准则、修订及诠释(续)

- 「完善香港财务报告会计准则」包含多项被香港会计师公会认为非紧急但有需要的修订。当中包括引致在列示、确认或计量方面出现会计变更的修订，以及多项与个别的香港财务报告准则相关之术语或编辑上的修订。此等修订对本集团的财务报表不会带来重大影响。
- 香港财务报告准则第18号「财务报表列报和披露」。香港财务报告准则第18号会取代香港会计准则第1号「财务报表列报」并于2027年1月1日或之后开始的年度报告期间生效且允许提早采用。新准则通过引入损益表中新定义的小计列报，有关管理层定义之绩效指标的披露及对信息分组的进一步要求，旨在改善企业列示财务业绩的方式并为投资者分析和比较企业提供更好的基准。本集团正评估采用香港财务报告准则第18号的影响。

2.1 Basis of preparation (continued)

(b) Standards, amendments and interpretation issued that are not yet mandatorily effective and have not been early adopted by the Group in 2024 (continued)

- “Improvements to HKFRS Accounting Standards” contain a number of amendments to HKFRSs which the HKICPA considers not urgent but necessary. It comprises amendments that result in accounting changes for presentation, recognition or measurement purpose as well as terminology or editorial amendments related to a variety of individual HKFRSs. These improvements will not have a material impact on the Group’s financial statements.
- HKFRS 18, “Presentation and Disclosure in Financial Statements”. HKFRS 18 supersedes HKAS 1 “Presentation of Financial Statements” and is effective for annual periods beginning on or after 1 January 2027 with earlier application permitted. The new standard aims to improve entities’ reporting of financial performance and give investors a better basis for analysing and comparing entities by introducing presentation of new defined subtotals in the statement of profit or loss, disclosures about management-defined performance measures, and enhanced requirements for grouping of information. The Group is in the process of assessing the impact of the adoption of HKFRS 18.

财务报表附注 (续) Notes to the Financial Statements (continued)

2. 重要会计政策 (续) 2. Material accounting policies (continued)

2.1 编制基准 (续)

(b) 已颁布但尚未强制性生效及没有被本集团于2024年提前采纳之准则、修订及诠释(续)

- 香港财务报告准则第19号「没有公共责任的附属公司：披露」。香港财务报告准则第19号属自愿性准则，其允许符合条件的附属公司使用减少披露要求的香港财务报告准则并于2027年1月1日或之后开始的年度报告期间生效且允许提早采用。符合条件的附属公司必须没有公共责任，并且其最终控股或中介控股母公司编制的综合财务报表供公开使用及符合香港财务报告会计准则。应用该准则对本集团的财务报表没有任何影响。

2.1 Basis of preparation (continued)

(b) Standards, amendments and interpretation issued that are not yet mandatorily effective and have not been early adopted by the Group in 2024 (continued)

- HKFRS 19, "Subsidiaries without Public Accountability: Disclosures". HKFRS 19 is a voluntary standard which permits eligible subsidiaries to use HKFRSs with reduced disclosures and is effective for annual periods beginning on or after 1 January 2027 with earlier application permitted. A subsidiary is eligible to apply the standard if it does not have public accountability and its ultimate or intermediate parent produces consolidated financial statements that are available for public use and that comply with HKFRS Accounting Standards. The application of the standard will not have any impact on the Group's financial statements.

财务报表附注（续）

Notes to the Financial Statements (continued)

2. 重要会计政策（续）

2. Material accounting policies (continued)

2.2 综合财务报表

2.2 Consolidation

综合财务报表包含本银行及其所有其附属公司截至2024年12月31日的财务报表。

The consolidated financial statements include the financial statements of the Bank and all of its subsidiaries for the year ended 31 December 2024.

(1) 附属公司

(1) Subsidiaries

附属公司是指由本集团直接或间接控制的企业（包括结构性实体）。控制体现为本集团涉及，或有权从参与被投资企业业务中取得可变动回报，并有权力通过被投资企业影响自身回报（即赋予本集团现行权力以指引被投资企业的相关活动）。当本集团对被投资企业的直接或间接表决权或类似权利少于大多数时，本集团会考虑所有相关的事实及情况，以评估是否对该被投资企业存在控制权，包括：(a) 与被投资企业其他表决者的合同安排；(b) 由其他合同或非合同安排所产生的权利；及(c) 本集团的表决权及潜在表决权。附属公司于控制权转入本集团之日起纳入综合财务报表，并于本集团的控制权终止当日不再纳入综合财务报表。

Subsidiaries are entities (including structured entities), directly or indirectly, controlled by the Group. Control is achieved when the Group is exposed, or has rights, to variable returns from its involvement with the investee and has the ability to affect those returns through its power over the investee (i.e. existing rights that give the Group the current ability to direct the relevant activities of the investee). When the Group has, directly or indirectly, less than a majority of the voting or similar rights of an investee, the Group considers all relevant facts and circumstances in assessing whether it has power over an investee, including: (a) the contractual arrangement with the other vote holders of the investee; (b) rights arising from other contractual or non-contractual arrangements; and (c) the Group's voting rights and potential voting rights. Subsidiaries are consolidated from the date on which control is transferred to the Group. They are deconsolidated from the date that control ceases.

财务报表附注（续） Notes to the Financial Statements (continued)

2. 重要会计政策（续） 2. Material accounting policies (continued)

2.2 综合财务报表（续）

(1) 附属公司（续）

如本集团对附属公司失去控制权，将会终止确认(i) 该附属公司的资产（包括商誉）及负债，(ii) 非控制权益的账面值；并确认(i) 收取作价的公平值，(ii) 保留对该前附属公司之尚余投资的公平值；按直接出售有关资产或负债相同的基准，以合适的做法，将之前已确认于其他全面收益的金额重分类至收益表或留存盈利内；于收益表内将最终差额确认为收益或亏损。

如本集团董事会已议决一项涉及失去附属公司控制权（处置组合）的出售计划，且不大可能撤回或作重大改变，并于报告日或以前符合以下所有条件：(i) 将主要通过出售交易而非继续使用以回收其账面值；(ii) 该附属公司的现况（除受制于类似交易的惯常条款外）可即时出售而该出售交易之可能性很大，包括股东批准的可能性很高（如需要）；(iii) 已启动一活跃的计划，以合理的价格寻求买家，及将于一年内完成相关交易，无论本集团于出售后会否保留非控制性权益，本集团会将该附属公司的资产及负债分类为待出售。处置组合（除投资物业及金融工具外）以其账面值及公平值扣除出售成本之较低者作初始确认及后续计量。待出售的物业、器材及设备不会进行折旧。

2.2 Consolidation (continued)

(1) Subsidiaries (continued)

If the Group loses control over a subsidiary, it derecognises (i) the assets (including goodwill) and liabilities of the subsidiary, (ii) the carrying amount of any non-controlling interests; and recognises (i) the fair value of the consideration received, (ii) the fair value of any investment in that former subsidiary retained; reclassifies the amounts previously recognised in other comprehensive income to the income statement or retained earnings, as appropriate, on the same basis as directly disposed of the related assets or liabilities; recognises any resulting differences as gain or loss in the income statement.

If the Group is committed by the Board to a sale plan involving loss of control of a subsidiary (a disposal group) that is unlikely to be withdrawn or changed significantly, the Group shall classify all the assets and liabilities of that subsidiary as held for sale only when the following criteria are met on or before the end of the reporting period: (i) the carrying amount will be recovered principally through a sale transaction rather than through continuing use; (ii) the subsidiary is available for immediate sale in its present condition subject only to terms that are usual and customary for the sale of its kind and its sale must be highly probable, including a high probability of shareholders' approval, if needed; (iii) an active programme to locate a buyer at a reasonable price has been initiated and to complete the sale within one year, regardless of whether the Group will or will not retain a non-controlling interest after the sale. Disposal group (other than investment properties and financial instruments) is initially recognised and subsequently remeasured at the lower of its carrying amount and fair value less costs to sell. Properties, plant and equipment classified as held for sale are not depreciated.

财务报表附注 (续) Notes to the Financial Statements (continued)

2. 重要会计政策 (续) 2. Material accounting policies (continued)

2.2 综合财务报表 (续)

2.2 Consolidation (continued)

(1) 附属公司 (续)

(1) Subsidiaries (continued)

(i) 非受共同控制的业务合并

(i) Business combinations not under common control

收购非受共同控制之业务时, 应以收购法进行会计处理。业务合并的代价乃集团因换取被收购方的控制权, 而在收购当日所转让的资产的公平值、所产生的负债(包括或然代价安排)、以及所发行的权益。与收购相关的成本会于发生时于收益表内确认。

Acquisitions of businesses not under common control are accounted for using the acquisition method. The consideration transferred in a business combination is the fair values at the acquisition date of the assets transferred, the liabilities incurred (including contingent consideration arrangement) and the equity interests issued by the Group in exchange for control of the acquiree. Acquisition-related costs are expensed in the income statement as incurred.

转让的代价、持有被收购方的非控制权益金额、以及本集团之前已持有被收购方之权益的公平值(如有)之总和, 其高于收购日的被收购可识别资产及需承担负债的净值, 被计量为商誉。如经评估后, 被收购方的可识别净资产的公平值高于转让的代价、持有被收购方的非控制权益金额、以及本集团之前已持有被收购方之权益的公平值(如有)之总和, 多出的部分将即时于收益表内被确认为优惠收购收益。之后, 需至少每年对商誉进行减值测试。

Goodwill is measured as the excess of the sum of the consideration transferred, the amount of any non-controlling interests in the acquiree, and the fair value of the Group's previously held equity interest in the acquiree (if any) over the net of the acquisition-date amounts of the identifiable assets acquired and the liabilities assumed. If after assessment, the fair value of the acquiree's identifiable net assets exceeds the sum of the consideration transferred, the amount of any non-controlling interests in the acquiree and the fair value of the Group's previously held interest in the acquiree (if any), the excess is recognised immediately in the income statement as a gain on bargain. Subsequently, goodwill is subject to impairment testing at least annually.

财务报表附注 (续) Notes to the Financial Statements (continued)

2. 重要会计政策 (续) 2. Material accounting policies (continued)

2.2 综合财务报表 (续)

2.2 Consolidation (continued)

(1) 附属公司 (续)

(1) Subsidiaries (continued)

(i) 非受共同控制的业务合并 (续)

(i) Business combinations not under common control (continued)

当集团于业务合并时转让的代价包含因或然代价安排而产生的资产或负债时,有关的或然代价将按收购日的公允价值计量,并被视为业务合并时所转让代价的一部分。符合作为计量期间调整的或然代价的公允价值变动,需以追溯方式进行调整,并需于商誉或优惠收购收益内进行相应的调整。计量期间调整是指于计量期间,取得与收购日已存在的事实或情况相关的额外资讯而产生的调整。计量期间为自收购日起计的一年之内。

以逐项收购为基准,本集团可选择以公允价值或按非控制权益之比例摊占被收购方之可识别净资产之公允价值,来确认被收购方之非控制权益。

Where the consideration transferred by the Group in a business combination includes assets or liabilities resulting from a contingent consideration arrangement, the contingent consideration is measured at fair value at the acquisition date and considered as part of the consideration transferred in a business combination. Changes in the fair value of the contingent consideration that qualify as measurement period adjustments are adjusted retrospectively, with the corresponding adjustments being made against goodwill or gain on bargain purchase. Measurement period adjustments are adjustments that arise from additional information obtained during the measurement period about facts and circumstances that existed as of the acquisition date. The measurement period does not exceed one year from the acquisition date.

On an acquisition-by-acquisition basis, the Group recognises any non-controlling interests in the acquiree either at fair value or at the non-controlling interests' proportionate share of the fair value of the acquiree's identifiable net assets.

财务报表附注 (续) Notes to the Financial Statements (continued)

2. 重要会计政策 (续) 2. Material accounting policies (continued)

2.2 综合财务报表 (续)

2.2 Consolidation (continued)

(1) 附属公司 (续)

(1) Subsidiaries (continued)

(ii) 受共同控制的业务合并

(ii) Business combinations under common control

合并会计处理会被应用于合并受共同控制之公司。合并会计的原则是按被收购方之业务乃一直由收购方经营的假设, 去合并受共同控制的公司。本集团的综合财务报表之综合业绩, 综合现金流量及综合财务状况, 会按本银行与被收购方自最初受到共同控制后, 即进行合并的假设而编制(即在合并日不需进行公平值调整)。在合并时的代价与账面值的差额, 将于权益内确认。在编制本集团的综合财务报表时, 对于所有本集团与被收购方之间的交易, 不论是在合并前或是在合并后发生, 其影响均会被对销。比较数据乃按被收购方之业务于之前会计结算日经已合并来列示。合并之交易成本会于收益表内被列支为费用。

For a combination with a company under common control, the merger accounting method will be applied. The principle of merger accounting is a way to combine companies under common control as though the business of the acquiree had always been carried out by the acquirer. The Group's consolidated financial statements represent the consolidated results, consolidated cash flows and consolidated financial position of the Group as if any such combination had occurred from the date when the Bank and the acquiree first came under common control (i.e. no fair value adjustment on the date of combination is required). The difference between the consideration and carrying amount at the time of combination is recognised in equity. The effects of all transactions between the Group and the acquiree, whether occurring before or after the combination, are eliminated in preparing the consolidated financial statements of the Group. Comparative amounts are presented as if the acquiree had been combined at the beginning of the previous reporting period. The transaction costs for the combination will be expensed in the income statement.

财务报表附注 (续) Notes to the Financial Statements (continued)

2. 重要会计政策 (续) 2. Material accounting policies (continued)

2.2 综合财务报表 (续)

2.2 Consolidation (continued)

(1) 附属公司 (续)

(1) Subsidiaries (continued)

集团内部交易、交易余额、以及未实现收益已被对销；除非能提供集团内交易所转让资产已发生减值的证据，否则未实现损失也将被对销。如有需要，附属公司的会计政策会作出适当调整，以确保本集团所采用会计政策的一致性。

于本银行的资产负债表内，对附属公司的投资是以成本扣除减值损失准备列账。本银行按照已收及应收股息基准确认附属公司之业绩。当本银行具有权利收取附属公司的派息时，将于收益表内确认。

Inter-company transactions, balances and unrealised gains on transactions between group companies are eliminated; unrealised losses are also eliminated unless the transaction provides evidence of impairment of the assets transferred. Where necessary, accounting policies of subsidiaries have been changed to ensure consistency with the policies adopted by the Group.

In the Bank's balance sheet, the investments in subsidiaries are stated at cost less allowance for impairment losses. The results of subsidiaries are accounted for by the Bank on the basis of dividends received and receivable. Dividend income from subsidiaries is recognised in the income statement when the right to receive payment is established.

财务报表附注 (续) Notes to the Financial Statements (continued)

2. 重要会计政策 (续) 2. Material accounting policies (continued)

2.2 综合财务报表 (续)

(2) 拥有权益变动

在没有改变控制权益的情况下，与非控制权益的交易被视为与持有本集团权益者之交易。若从非控制权益购入权益，付出之代价及摊占有关附属公司的净资产账面值的差额，于权益内确认。出售权益予非控制权益的收益或亏损，亦需于权益内确认。

当本集团对附属公司失去控制权时，任何保留之权益应以公平值重新计量，账面值的变动在收益表内确认。该公平值乃日后计量继续持有该等联营公司、合资企业或金融资产之保留权益的初始账面值。此外，过往曾经于其他全面收益内确认之有关该公司的金额，将按本集团直接出售有关资产或负债处理。先前已计入其他全面收益的金额会适当地重新分类至收益表或留存盈利内。

2.2 Consolidation (continued)

(2) Changes in ownership interests

The Group treats transactions with non-controlling interests without change of control as transactions with equity owners of the Group. For purchases from non-controlling interests of equity interest, the difference between any consideration paid and the relevant share acquired of the carrying value of net assets of the subsidiary is recognised in equity. Gains or losses on disposals to non-controlling interests are also recognised in equity.

When the Group ceases to have control, any retained interest in the entity is remeasured to its fair value, with the change in carrying amount recognised in the income statement. The fair value is the initial carrying amount for the purposes of subsequent accounting for the retained interest as an associate, joint venture or financial asset. In addition, any amounts previously recognised in other comprehensive income in respect of that entity are accounted for as if the Group had directly disposed of the related assets or liabilities. Amounts previously recognised in other comprehensive income are reclassified to the income statement or retained earnings, as appropriate.

财务报表附注 (续) Notes to the Financial Statements (continued)

2. 重要会计政策 (续) 2. Material accounting policies (continued)

2.2 综合财务报表 (续)

2.2 Consolidation (continued)

(3) 联营公司及合资企业

(3) Associates and joint ventures

联营公司是指本集团对其虽无控制或共同控制权但能够施加重大影响的企业，通常本集团拥有其 20%至 50%的表决权。

An associate is the entity over which the Group has significant influence but not control or joint control, generally accompanying of between 20% and 50% of the voting rights.

合资企业为合资安排的一种，双方协议对该合资企业的净资产拥有共同控制权。共同控制为合同认可的共同控制权，只会在相关业务的决定需各控制方一致同意时出现。

A joint venture is a type of joint arrangement whereby the parties that have joint control of the arrangement have rights to the net assets of the joint venture. Joint control is the contractually agreed sharing of control of an arrangement, which exists only when decisions about the relevant activities require unanimous consent of the parties sharing control.

本集团对联营公司及合资企业的股权投资按照初始投资成本计量，并采用权益法进行核算，除非该股权投资被分类为待出售（或包括在待出售之处置组合内）。本集团对联营公司及合资企业的投资包含扣除累计减值损失后之商誉及任何有关之累计外币换算差额。

Investments in associates and joint ventures are accounted for using the equity method of accounting and are initially recognised at cost, unless it is classified as held for sale (or included in a disposal group that is classified as held for sale). The Group's investments in associates and joint ventures include goodwill, net of accumulated impairment loss and any related accumulated foreign currency translation difference.

财务报表附注 (续) Notes to the Financial Statements (continued)

2. 重要会计政策 (续) 2. Material accounting policies (continued)

2.2 综合财务报表 (续)

2.2 Consolidation (continued)

(3) 联营公司及合资企业 (续)

(3) Associates and joint ventures (continued)

本集团购买联营公司或合资企业后，于收益表中确认应占的购入后收益或亏损，及于储备内确认应占的购入后储备变动，并将于投资账面价值内调整购买联营公司或合资企业后其发生的累计变动。除非本集团已为联营公司或合资企业承担债务或已为其垫付资金，否则本集团在确认应占联营公司或合资企业发生的亏损时，将以投资账面价值为限。

The Group's share of the post-acquisition profits or losses of associates or joint ventures is recognised in the income statement, and its share of post-acquisition movements in reserves is recognised in reserves. The accumulated post-acquisition movements are adjusted against the carrying amount of the investment. When the Group's share of losses in an associate or a joint venture equals or exceeds its interest in the associate or joint venture, the Group does not recognise further losses unless the Group has incurred obligations or made payments on behalf of the associates or joint ventures.

当本集团已收或应收联营公司及合资企业股息时，将于其投资账面价值内调整减少。

Dividends received or receivable from associates and joint ventures are recognised as a reduction in the carrying amount of the investment.

本集团与联营公司或合资企业间交易的未实现收益按本集团在联营公司或合资企业的投资比例进行抵销；除非交易提供了转让资产已发生减值的证据，否则未实现损失也将被抵销。

Unrealised gains on transactions between the Group and its associates or joint ventures are eliminated to the extent of the Group's interest in the associates or joint ventures. Unrealised losses are also eliminated unless the transaction provides evidence of impairment of the asset transferred.

若对联营公司或合资企业的权益减少但重大影响保留，只需按比例将过往曾在其他全面收益内确认的金额重新分类至收益表或留存盈利内。

If the ownership interest in an associate or a joint venture is reduced but significant influence is retained, only a proportionate share of the amounts previously recognised in other comprehensive income are reclassified to the income statement or retained earnings, where appropriate.

财务报表附注（续） Notes to the Financial Statements (continued)

2. 重要会计政策（续） 2. Material accounting policies (continued)

2.3 分类报告

分类的经营业绩与呈报予管理委员会的内部报告方式一致，管理委员会乃本集团的总体营运决策核心，负责资源分配及对营运分类的表现评估。在厘定经营分类表现时，将会包括与各分类直接相关的收入及支出。

2.4 外币换算

本集团各企业的财务报表所载项目均按各企业于主要经济环境营运的货币计量（「功能货币」）。本综合财务报表以港币列示，即本银行之功能及呈列货币。

外币交易均按交易或重新计量项目之估值当日的即期汇率换算为功能货币。外币交易以交易日之汇率结算所引致的汇兑损益，以及以外币为本位的货币性资产及负债按会计结算日的汇率换算的汇兑损益，均直接于收益表内确认，惟于其他全面收益内递延作为合资格现金流对冲或合资格净投资对冲除外。

以公允价值计入损益的货币性证券的兑换差额会列作公允价值收益或亏损的一部分。对于被分类为以公允价值变化计入其他全面收益，以外币为本位的货币性证券，其公允价值变动可分为源自证券摊余成本变动的兑换差额和证券账面值的其他兑换变动两部分。源自证券摊余成本变动的兑换差额会于收益表内确认，而证券账面值的其他兑换变动则被确认于其他全面收益。

2.3 Segmental reporting

The operating result of segments are reported in a manner consistent with the internal reporting provided to the Management Committee, which is the chief operating decision maker of the Group, that allocates resources and assesses the performance of operating segments. Income and expenses directly associated with each segment are included in determining operating segment performance.

2.4 Foreign currency translation

Items included in the financial statements of each of the Group's entities are measured using the currency of the primary economic environment in which the entity operates (the "functional currency"). The consolidated financial statements are presented in Hong Kong dollars, which is the Bank's functional and presentation currency.

Foreign currency transactions are translated into the functional currency using the exchange rates prevailing at the dates of the transactions or exchange rates at the end of the reporting period for items that are remeasured. Foreign exchange gains and losses resulting from the settlement of foreign currency transactions using the exchange rates prevailing at the dates of the transactions and monetary assets and liabilities denominated in foreign currencies translated at the exchange rate at the end of the reporting period are recognised directly in the income statement, except when deferred in other comprehensive income as qualifying cash flow hedges or qualifying net investment hedges.

Translation differences on monetary securities held at fair value through profit or loss are reported as part of the fair value gain or loss. Changes in the fair value of monetary securities denominated in foreign currency classified as fair value through other comprehensive income are analysed between translation differences resulting from changes in the amortised cost of the securities and other changes in the carrying amount of the securities. Translation differences related to changes in the amortised cost are recognised in the income statement, and other changes in the carrying amount are recognised in other comprehensive income.

财务报表附注 (续) Notes to the Financial Statements (continued)

2. 重要会计政策 (续) 2. Material accounting policies (continued)

2.4 外币换算 (续)

对于非货币性项目 (例如以公允价值变化计入损益之股权投资), 其兑换差额会列作公允价值收益或亏损的一部分。而非货币性金融资产 (例如以公允价值变化计入其他全面收益之股权投资) 的兑换差额会包含在其他全面收益内。

所有本集团内非以港币为功能货币的企业, 其业绩及财务状况按以下方式换算为港币:

- 资产及负债按会计结算日之收市汇率换算;
- 收入及支出按平均汇率换算; 及
- 所有产生之换算差额确认于权益项目下之货币换算储备内。

于合并财务报表时, 换算对外企之净投资、借款及其他被界定为对冲此投资的货币工具所产生之换算差额需列入其他全面收益及分别累计于货币换算储备中。当出售该外企投资时, 此外币兑换差额需列作为出售收益或亏损的一部分, 并由权益中重新分类至收益表内。

2.4 Foreign currency translation (continued)

Translation differences on non-monetary items, such as equities held at fair value through profit or loss, are reported as part of the fair value gain or loss. Translation differences on non-monetary financial assets such as equities classified as fair value through other comprehensive income are included in other comprehensive income.

The results and financial position of all the group entities that have a functional currency different from Hong Kong dollars are translated into Hong Kong dollars as follows:

- assets and liabilities are translated at the closing rate at the end of the reporting period;
- income and expenses are translated at average exchange rates; and
- all resulting exchange differences are recognised in the currency translation reserve in equity.

On consolidation, exchange differences arising from the translation of the net investment in foreign entities, borrowings and other currency instruments designated as hedges of such investments are taken to other comprehensive income and are accumulated separately in the translation reserve. When a foreign entity is disposed, such exchange differences are reclassified from equity to the income statement, as part of the gain or loss on sale.

财务报表附注 (续) Notes to the Financial Statements (continued)

2. 重要会计政策 (续) 2. Material accounting policies (continued)

2.5 衍生金融工具及对冲会计

衍生金融工具以衍生交易合同签订当日的公允价值进行初始确认，并以公允价值进行后续计量。公允价值从活跃市场上的公开市场报价中取得，包括最近的市场交易，或通过使用估值方法，包括贴现现金流量分析模型、期权定价模型（如适用）。当公允价值为正值时，衍生金融工具将被列为资产；当公允价值为负值时，则被列为负债。

若干衍生金融工具会嵌藏在金融负债中，当其经济特征和风险与主合同没有紧密关联，而主合同并非以公允价值变化计入损益时，这些嵌藏式衍生金融工具需要单独以公允价值计量，并且其公允价值变化计入收益表内。

除非衍生金融工具已被界定为用作对冲，并且是属于有效之对冲工具，则需按对冲会计之要求计量，否则，将被分类为持作交易用途，其公允价值变动即时于收益表内确认。

2.5 Derivative financial instruments and hedge accounting

Derivatives are initially recognised at fair value on the date the derivative contract is entered into and are subsequently remeasured at fair value. Fair values are obtained from quoted market prices in active markets, including recent market transactions, and through the use of valuation techniques, including discounted cash flow models and option pricing models, as appropriate. All derivatives are carried as assets when fair value is positive and as liabilities when fair value is negative.

Certain derivatives embedded in financial liabilities are treated as separate derivatives when their economic characteristics and risks are not closely related to those of the host contract and the host contract is not carried at fair value through profit or loss. These embedded derivatives are measured at fair value with changes in fair value recognised in the income statement.

Derivatives are categorised as held for trading and changes in their fair value are recognised immediately in the income statement unless they are designated as hedges and are effective hedging instruments, then they are subject to measurement under the hedge accounting requirements.

财务报表附注（续） Notes to the Financial Statements (continued)

2. 重要会计政策（续） 2. Material accounting policies (continued)

2.5 衍生金融工具及对冲会计 （续）

对于在有效对冲中被界定为对冲工具的衍生金融工具，确认其收益或亏损的方法是按被对冲项目的性质而定。本集团界定若干衍生金融工具为以下其中一项：

- (a) 对冲已确认之资产、负债或为确切承担之公允价值作对冲（公允价值对冲）；或
- (b) 对冲与已确认之资产、负债相关，或与高度可能发生的预期交易相关，并高度可能发生的未来现金流的某一特定风险（现金流对冲）；或
- (c) 对冲海外运作净投资（净投资对冲）。

本集团于交易发生时记录对冲工具与相关被对冲项目之关系、风险管理目的和进行各类对冲交易所采取之策略。本集团并于对冲活动发生时及期间，评估其经济关系、信贷风险、对冲比例，及对冲工具能否有效抵销相关被对冲项目之公允价值或现金流变动，并作出记录。此等乃符合采用对冲会计方法处理之先决条件。对冲会计可能会因对冲工具和被对冲项目失去经济关系，或交易对手的信用风险重大变化主导对冲工具和被对冲项目的公允价值变化而无效。

2.5 Derivative financial instruments and hedge accounting (continued)

For derivative instruments being designated as hedging instrument in an effective hedge, the method of recognising the resulting fair value gain or loss depends on the nature of the item being hedged. The Group designates certain derivatives as either:

- (a) hedges of the fair value of recognised assets or liabilities or firm commitments (fair value hedge); or
- (b) hedges of a particular risk associated with a highly probable future cash flow attributable to a recognised asset or liability, or a highly probable forecast transaction (cash flow hedge); or
- (c) hedges of a net investment in a foreign operation (net investment hedges).

The Group documents at inception the relationship between hedging instruments and hedged items, as well as its risk management objective and strategy for undertaking various hedge transactions. The Group also documents its assessment, both at the hedge inception and on an ongoing basis, of the economic relationship, credit risks, the hedge ratio and an evaluation of the effectiveness of the hedging instruments in offsetting changes in fair values or cash flows of hedged items. These criteria should be met before a hedge can be qualified to be accounted for under hedge accounting. Hedge accounting may become ineffective if the hedging instrument and the hedged item lose economic relationship, or a significant change of the counterparties' credit risks that dominates the fair value change of the hedging instruments or the hedged items.

财务报表附注 (续) Notes to the Financial Statements (continued)

2. 重要会计政策 (续) 2. Material accounting policies (continued)

2.5 衍生金融工具及对冲会计 (续)

公允价值对冲

被界定为有效之公允价值对冲, 其衍生金融工具之公允价值变动, 连同被对冲风险之资产或负债相关之公允价值变动, 一并于收益表内确认。

当公允价值对冲会计被应用于摊余成本作计量的金融工具时, 被对冲项目的账面值会按已被衍生工具对冲的风险的公允价值变动金额而调整, 而不是以摊余成本列账, 该账面值的调整与用作对冲之衍生工具的公允价值变化, 将一并于收益表内确认。

若对冲关系不再符合对冲会计之要求或对冲关系终止, 但并非基于被对冲项目还款等原因而终止确认, 则尚未完成摊销的被对冲项目账面值调整余额(即在对冲关系终止时, 被对冲项目的账面值, 与假设对冲从没有存在的情况下的账面值, 两者之间的差异), 将按被对冲项目的剩余年期, 以实际利息法被摊销至收益表内。如被对冲项目被终止确认, 未完成摊销的账面值调整余额将即时于收益表内确认。

2.5 Derivative financial instruments and hedge accounting (continued)

Fair value hedge

Changes in the fair value of derivatives that are designated and qualified as effective fair value hedges are recognised in the income statement, together with any changes in the fair value of the hedged asset or liability that are attributable to the hedged risk.

When fair value hedge accounting is applied to financial instruments carried at amortised cost, the carrying values of the hedged items are adjusted for changes in fair value that are attributable to the risk being hedged with the derivative instruments rather than carried at amortised cost, such carrying value adjustment is recognised in the income statement together with the changes in fair value of the hedging derivatives.

If the hedge relationship no longer meets the criteria for hedge accounting or is terminated for reasons other than derecognition, e.g. due to repayment of the hedged item, the unamortised carrying value adjustment (the difference between the carrying value of the hedged item at the time of termination and the value at which it would have been carried had the hedge never existed) to the hedged item is amortised to the income statement over the remaining life of the hedged item by the effective interest method. If the hedged item is derecognised, the unamortised carrying value adjustment is recognised immediately in the income statement.

财务报表附注（续） Notes to the Financial Statements (continued)

2. 重要会计政策（续） 2. Material accounting policies (continued)

2.5 衍生金融工具及对冲会计 （续）

公平值对冲（续）

当公平值对冲会计中被对冲项目为公平值计入其他全面收益的债务金融工具时，在对冲会计期间其公允价值变动金额应计入收益表内。若对冲关系不再符合对冲会计之要求或对冲关系终止，因终止确认以外的原因而终止，其以于收益表内确认与对冲有效之部分相关的公平值变化应以实际利息法被摊销回权益内。而当被对冲项目被终止确认时，未完成摊销的账面值调整余额将即时重分类至权益。

2.6 金融工具之抵销

若存在法律上可行使的权利，可对已确认入账之项目进行抵销，且有意以净额方式结算，或将资产变现并同时清偿债务，则金融资产及金融负债可予抵销，并把净额于资产负债表内列账。

2.5 Derivative financial instruments and hedge accounting (continued)

Fair value hedge (continued)

For fair value hedge relationships where the hedged items are debt instruments carried at FVOCI, changes in fair value are recorded in the income statement whilst hedge accounting is in place. When the hedge relationship no longer meets the criteria for hedge accounting or is terminated for reasons other than derecognition, the cumulative effective hedged portion of fair value change recognised in the income statement is amortised by the effective interest method back to the equity. If the hedged item is derecognised, the unamortised cumulative effective hedged portion of fair value change recognised in the income statement is reclassified to equity immediately.

2.6 Offsetting financial instruments

Financial assets and financial liabilities are offset and the net amount is reported in the balance sheet when there is a legally enforceable right to offset the recognised amounts and there is an intention to settle on a net basis, or realise the asset and settle the liability simultaneously.

财务报表附注（续） Notes to the Financial Statements (continued)

2. 重要会计政策（续） 2. Material accounting policies (continued)

2.7 收入及支出

2.7 Income and expense

(1) 利息收入及支出

(1) Interest income and expense

所有以摊余成本及以公允价值变化计入其他全面收益计量的金融资产和金融负债，其利息收入和支出按实际利息法在收益表中确认。类似由以公允价值变化计入损益计量的非衍生工具类资产产生的利息收入及支出亦以类似方法但剔除交易费用计算。

Interest income and expense are recognised in the income statement for all financial assets carried at amortised cost and fair value through other comprehensive income, and financial liabilities using the effective interest method. Similar interest income and expense arising from non-derivative financial assets and liabilities carried at fair value through profit or loss are determined using similar method, but excluding their transaction costs.

实际利息法是一种计算金融资产或金融负债的摊余成本以及在相关期间分摊利息收入或利息支出的方法。实际利率是在金融工具预计到期日或较短期间（如适用）内，将其未来收到或付出的现金流贴现为金融资产或金融负债账面净额所使用的利率。在计算实际利率时，本集团在估计未来现金流时，会考虑金融工具的所有合同条款（如提前还款权或为住宅按揭贷款客户提供的优惠），但不会考虑未来的信用损失。计算范围包括订约各方所支付或所收取的费用、溢价或折让和点子，以及贷款贷出时产生而属于整体有效利息一部分之相关费用及成本。

The effective interest method is a method of calculating the amortised cost of a financial asset or a financial liability and of allocating the interest income or interest expense over the relevant period. The effective interest rate is the rate that exactly discounts estimated future cash payments or receipts through the expected life of the financial instrument or, when appropriate, a shorter period to the net carrying amount of the financial asset or financial liability. When calculating the effective interest rate, the Group estimates future cash flows considering all contractual terms of the financial instrument (e.g. prepayment options or incentives relating to residential mortgage loans) but does not consider future credit losses. The calculation includes fees, premiums or discounts and basis points paid or received between parties to the contract, and directly attributable origination fees and costs which represent an integral part of the effective yield.

对于所有以利率为被对冲风险的对冲交易，源自定息债务证券或定息后偿票据等被对冲工具的利息收入或利息支出，与源自利率掉期等对冲工具的利息收入/支出合并，以净额为基准作出披露。

For all hedge transactions where interest rate is the hedged risk, interest income or interest expense from hedged instruments such as fixed rate debt securities or fixed rate subordinated notes are disclosed on a net basis together with net interest income/expense arising from the hedging instrument such as interest rate swap.

财务报表附注 (续) Notes to the Financial Statements (continued)

2. 重要会计政策 (续) 2. Material accounting policies (continued)

2.7 收入及支出 (续)

2.7 Income and expense (continued)

(2) 非利息收入及支出

(2) Non-interest income and expense

当集团在某一时点或在一段时间以客户获得对服务的控制权为基准完成履行其履约义务即确认收入。

Income from service is recognised when the Group fulfils its performance obligation, either over time or at a point in time on a basis when a customer obtains control of the service.

当在合同规定下相关服务需要在一定时间内提供包括户口服务及信用卡费用, 该服务之费用收入应按有系统性之基准以固定或可变价格在协议有效期内随时间所确认。若在交易为基础之安排下, 服务费收入应在服务完整地提供予客户后之单一时点确认, 包括经纪服务及银团贷款安排费。

Fee income from services are recognised over time at a fixed or variable price on a systematic basis over the life of the agreement when the contract requires services to be provided over time such as account service and credit card fees, or recognised at a point in time under transaction-based arrangements when service has been fully provided to the customer such as broking services and loan syndication arrangement.

金融资产的股息收入在当具有权利收取该股息时确认。

Dividend income from financial asset is recognised when the right to receive payment is established.

非利息支出于其产生的会计结算日计入损益。

Non-interest expenses are charged to profit or loss during the reporting period in which they are incurred.

2.8 金融资产

2.8 Financial assets

本集团将金融资产于初始确认时分类为以下计量类别: 以公允价值变化计入损益作后续计量、以摊余成本作后续计量及以公允价值变化计入其他全面收益作后续计量。该分类取决于企业管理金融工具的业务模型, 以及该工具的合约现金流特征, 或企业对公允价值选择权的决定。所有金融资产以公允价值作初始确认。除以公允价值变化计入损益之金融资产外, 其他金融资产之交易成本均已包含于初始账面值内。

The Group classifies its financial assets into one of the following measurement categories at initial recognition as subsequently measured at: fair value through profit or loss ("FVPL"), amortised cost and fair value through other comprehensive income ("FVOCI"). The classification depends on the entity's business model for managing its financial instruments and the contractual cash flow characteristics of the instruments, or the election of fair value option. All financial assets are recognised initially at fair value. Except for financial assets carried at FVPL, all transaction costs of financial assets are included in their initial carrying amounts.

财务报表附注 (续) Notes to the Financial Statements (continued)

2. 重要会计政策 (续) 2. Material accounting policies (continued)

2.8 金融资产 (续)

(1) 以公允价值变化计入损益之金融资产

此分类包含两个子分类: 交易发生时即界定为以公允价值变化计入损益之金融资产或强制要求以公允价值变化计入损益计量的金融资产, 包括持有交易用途的金融资产。

如果取得该金融资产主要是以短期沽售为目的, 或属于组合一部分并共同管理的可识别金融工具, 若有证据表明其短期获利行为, 则被分类为持有交易用途。除被界定为有效对冲工具外, 所有衍生金融工具均被分类为持有交易用途类别。

除持有交易用途或强制要求以公允价值计量的金融资产外, 如可以消除或明显减少因按不同基准计量金融资产之价值, 或确认其收益或亏损, 而出现不一致之计量或确认情况 (一般被称为「会计错配」), 且被管理层因此作出界定, 该金融资产会被界定为以公允价值变化计入损益之金融资产。

这些资产以公允价值进行初始确认, 交易费用直接计入收益表内, 并以公允价值进行后续计量。

2.8 Financial assets (continued)

(1) Financial assets at fair value through profit or loss

This category has two sub-categories: financial assets designated at fair value through profit or loss at inception, or financial assets mandatorily required to be measured at fair value through profit or loss, including those held for trading.

A financial asset which has been acquired or incurred principally for the purpose of selling in the short term or is part of a portfolio of identified financial instruments that are managed together and for which there is evidence of a recent actual pattern of short-term profit-taking is classified as held for trading. Derivatives are also classified as held for trading unless they are designated as effective hedging instruments.

A financial asset, other than those held for trading or mandatorily measured at fair value, will be designated as a financial asset at FVPL, if it eliminates or significantly reduces a measurement or recognition inconsistency (sometimes referred to as "an accounting mismatch") that would otherwise arise from measuring the financial assets or recognising the gains and losses on them on different bases, and is so designated by the Management.

These assets are recognised initially at fair value, with transaction costs taken directly to the income statement, and are subsequently remeasured at fair value.

财务报表附注 (续) Notes to the Financial Statements (continued)

2. 重要会计政策 (续) 2. Material accounting policies (continued)

2.8 金融资产 (续)

(1) 以公允价值变化计入损益之金融资产 (续)

该等资产的公允价值变化所产生的损益(不包括利息部分)计入净交易性收益/亏损或界定为以公允价值变化计入损益之其他金融工具净收益/亏损。而利息部分则计入作为利息收入之一部分。此类资产项下之股份权益工具,其股息于本集团收取股息之权利确定时,于净交易性收益/亏损或以公允价值变化计入损益之金融工具净收益/亏损内确认。

(2) 以摊余成本计量之金融资产

如金融资产达到以下两个条件,则分类为以摊余成本作后续计量:
(i)该金融资产是以收取合约现金流为目的的业务模型持有,及
(ii)该金融资产的合约条款在指定日期产生的现金流仅为本金和未偿还本金余额之利息的支付。此类金融资产以公允价值加上直接相关的交易费用进行初始入账,随后以实际利息法计算摊余成本扣除减值损失作后续计量。包括折溢价摊销的利息收入将按照实际利息法计算确认在收益表中。资产终止确认、修改或减值产生的任何收益或损失在收益表中确认。

2.8 Financial assets (continued)

(1) Financial assets at fair value through profit or loss (continued)

Gains and losses from changes in the fair value of such assets (excluding the interest component) are reported in net trading gain/loss or net gain/loss on other financial instruments designated at FVPL. The interest component is reported as part of the interest income. Dividends on equity instruments of this category are also recognised in net trading gain/loss or net gain/loss on financial instruments at FVPL when the Group's right to receive payment is established.

(2) Financial assets at amortised cost

Financial assets are classified as subsequently measured at amortised cost if both of the following conditions are met: (i) the financial assets are held within a business model with the objective to hold financial assets in order to collect contractual cash flows ("hold-to-collect" business model), and (ii) the contractual terms of the financial asset give rise to cash flows that are solely payments of principal and interest on the principal amount outstanding on specified dates. They are initially recognised at fair value plus any directly attributable transaction costs and are subsequently measured at amortised cost using the effective interest method less allowances for impairment losses. Interest income which includes the amortisation of premium or discount is calculated using the effective interest method and is recognised in the income statement. Any gains or losses are recognised in the income statement when the asset is derecognised, modified or impaired.

财务报表附注 (续) Notes to the Financial Statements (continued)

2. 重要会计政策 (续) 2. Material accounting policies (continued)

2.8 金融资产 (续)

(3) 以公允价值变化计入其他全面收益之金融资产

如达到以下两个条件，则债务金融工具分类为公允价值变化计入其他全面收益作后续计量之金融资产：(i) 该金融资产是以收取合同现金流和出售为目的的业务模型持有；及(ii) 该金融资产的合约条款在指定日期产生的现金流仅为本金和未偿还本金余额之利息的支付。

以公允价值变化计入其他全面收益之金融资产以公允价值加上直接相关的交易费用进行初始确认，并以公允价值进行后续计量。因该等金融资产之公允价值变化而产生之未实现收益或亏损直接确认在其他全面收益中；当该类金融资产终止确认或减值时，之前确认于权益中的累计收益或亏损将转入收益表内。惟包括折溢价摊销的利息收入将按照实际利息法计算确认在收益表中。

2.8 Financial assets (continued)

(3) Financial assets at fair value through other comprehensive income

Debt instruments are classified as subsequently measured at FVOCI if both of the following conditions are met: (i) the financial assets are held within a business model with the objective of both holding to collect contractual cash flows and selling, and (ii) the contractual terms of the financial assets give rise to cash flows that are solely payments of principal and interest on the principal amount outstanding on specified dates.

Financial assets at FVOCI are initially recognised at fair value plus any directly attributable transaction costs, and are subsequently measured at fair value. Unrealised gains or losses arising from changes in the fair value of the financial assets are recognised directly in other comprehensive income, until the financial asset is derecognised or impaired at which time the accumulated gain or loss previously recognised in equity should be transferred to the income statement. However, interest income which includes the amortisation of premium or discount is calculated using the effective interest method and is recognised in the income statement.

财务报表附注 (续) Notes to the Financial Statements (continued)

2. 重要会计政策 (续) 2. Material accounting policies (continued)

2.8 金融资产 (续)

(3) 以公允价值变化计入其他全面收益之金融资产 (续)

对于股权投资，可以在初始确认时进行不可撤销的选择，确认其未实现和已实现的公允价值收益或亏损在其他全面收益中，即使在处置时也无需将公允价值损益重新分类至收益表中。分类为以公允价值变化计入其他全面收益之股份权益工具，其股息于本集团收取股息之权利确定时于其他经营收入内确认。指定为公允价值计入其他全面收益的股权投资无需进行减值评估。

以公允价值变化计入其他全面收益之证券的兑换差额的处理方法已详列于附注 2.4。

2.9 金融负债

本集团按以下类别分类金融负债：交易性负债、界定为以公允价值变化计入损益之金融负债、存款、已发行债务证券及存款证、其他账项及准备及后偿负债。所有金融负债于交易发生时界定其分类并以公允价值进行初始确认，非以公允价值变化计入损益之金融负债则需加减交易成本。

2.8 Financial assets (continued)

(3) Financial assets at fair value through other comprehensive income (continued)

For equity investments, an irrevocable election can be made at initial recognition to recognise unrealised and realised fair value gains or losses in other comprehensive income without subsequent reclassification of fair value gains or losses to the income statement even upon disposal. Dividends on equity instruments classified as FVOCI are recognised in other operating income when the Group's right to receive payment is established. Equity instruments designated at FVOCI are not subject to impairment assessment.

The treatment of translation differences on FVOCI securities is dealt with in Note 2.4.

2.9 Financial liabilities

The Group classifies its financial liabilities under the following classes: trading liabilities, financial liabilities designated at fair value through profit or loss, deposits, debt securities and certificates of deposit in issue, other accounts and provisions and subordinated liabilities. All financial liabilities are classified at inception and recognised initially at fair value, and in the case of financial liability not at fair value through profit or loss, plus or minus transaction costs.

财务报表附注（续） Notes to the Financial Statements (continued)

2. 重要会计政策（续） 2. Material accounting policies (continued)

2.9 金融负债（续）

(1) 交易性负债

旨在短期内购回之金融负债被分类为持有交易用途之负债。交易性负债以公允价值列账，公允价值之变动所产生的收益或亏损确认于收益表内，利息部分则计入作为利息支出的一部分。

(2) 界定为以公允价值变化计入损益之金融负债

金融负债于交易时被界定为以公允价值变化计入损益之金融负债。符合以下其中一项条件之金融负债一般会被界定为此类别：

- 可以消除或明显减少因按不同基准计量金融负债之价值，或确认其收益或亏损，而出现不一致之计量或确认情况（一般被称为「会计错配」）；或
- 应用于一组金融资产、金融负债、或两者兼有的组合，其管理是依据事先书面确立的风险管理或投资策略来运作，其表现是按公允价值为基础来衡量，并按此基础将该组金融工具的资料向主要管理层作出内部报告；或
- 与包含一个或多个嵌藏式衍生金融工具的金融负债相关，且这些嵌藏式衍生金融工具对该等金融负债的现金流产生重大影响。

2.9 Financial liabilities (continued)

(1) Trading liabilities

A financial liability is classified as held for trading if it is incurred principally for the purpose of repurchasing in the short term. It is measured at fair value and any gains and losses from changes in fair value are recognised in the income statement, with interest component being reported as part of the interest expenses.

(2) Financial liabilities designated at fair value through profit or loss

A financial liability can be designated at fair value through profit or loss if it is so designated at inception. A financial liability is so designated if it meets one of the following criteria:

- eliminates or significantly reduces a measurement or recognition inconsistency (sometimes referred to as "an accounting mismatch") that would otherwise arise from measuring the financial liabilities or recognising the gains and losses on them on different bases; or
- applies to a group of financial assets, financial liabilities or both that is managed and its performance is evaluated on a fair value basis, in accordance with a documented risk management or investment strategy, and information about the group is provided internally on that basis to the key management; or
- relates to financial liabilities containing one or more embedded derivatives that significantly modify the cash flows resulting from those financial liabilities.

财务报表附注 (续) Notes to the Financial Statements (continued)

2. 重要会计政策 (续) 2. Material accounting policies (continued)

2.9 金融负债 (续)

**(2) 界定为以公允价值变化
计入损益之金融负债
(续)**

被界定为以公允价值变化计入损益之金融负债以公允价值列账, 因公允价值变化而产生之收益或亏损确认于收益表内, 除了因自身信用风险产生的公允价值变化会被计入其他全面收益及往后被终止确认时被重分类至留存盈利, 除非该变化会构成或扩大收益表内之会计错配, 所有公允价值变化而产生之收益或亏损则确认于收益表内。

**(3) 存款、已发行债务证券
及存款证、其他账项及
准备及后偿负债**

除被分类为交易性负债或界定以公允价值变化计入损益之金融负债外, 其他存款、已发行债务证券及存款证、其他账项及准备及后偿负债均以摊余成本列账。扣除交易费用后之净收款和赎回价值的差额(如有), 按照实际利息法于期内在收益表中确认。

2.9 Financial liabilities (continued)

(2) Financial liabilities designated at fair value through profit or loss (continued)

Financial liabilities designated at fair value through profit or loss are measured at fair value and any gains and losses from changes in fair value are recognised in the income statement, except for fair value changes arising from own credit risks are recognised as other comprehensive income and subsequently reclassified to the retained earnings upon derecognition, unless such would create or enlarge an accounting mismatch in the income statement, then all gains and losses from changes in fair value are recognised in the income statement.

(3) Deposits, debt securities and certificates of deposit in issue, other accounts and provisions and subordinated liabilities

Deposits, debt securities and certificates of deposit in issue, other accounts and provisions and subordinated liabilities, other than those classified as trading liabilities or designated at fair value through profit or loss are carried at amortised cost. Any difference (if available) between proceeds net of transaction costs and the redemption value is recognised in the income statement over the period using the effective interest method.

财务报表附注 (续) Notes to the Financial Statements (continued)

2. 重要会计政策 (续) 2. Material accounting policies (continued)

2.10 财务担保合同及未提取贷款承诺

财务担保合同是指签发人在指定的债务人未能根据持有人与债务人之间的债务合同条款而履行还款责任时，需向持有人偿付由此而产生之损失的指定付款之合同。

财务担保合同以合同签发当日的公允价值初始确认为金融负债。及后，本集团之责任将按以下两者之较高者计量：(i)如附注 2.14 所述的预期信用损失减值准备；及(ii)初始确认之金额减按直线法于担保有效期内确认之累计摊销（如适用）。财务担保合同负债的变动则于收益表中确认。

未提取贷款承诺是指集团在承诺期间需要以既定的合同条款向客户发放贷款的承诺。此等合同亦在附注 2.14 所述之预期信用损失减值准备要求之范围内。

本集团将财务担保合同和贷款承诺的预期信用损失减值准备列示于财务报表内的「其他账项及准备」项下。

2.10 Financial guarantee contracts and undrawn loan commitments

Financial guarantee contracts are contracts that require the issuer to make specified payments to reimburse the holder for a loss it incurs because a specified debtor fails to make payments when due, in accordance with the terms of a contract between the holder and the debtor.

Financial guarantee contracts are initially recognised as financial liabilities at fair value on the date the guarantees were given. Subsequent to initial recognition, the Group's liabilities under such guarantees are measured at the higher of (i) an ECL provision as set out in Note 2.14 and (ii) the amount initially recognised less, where appropriate, accumulated amortisation recognised over the life of the guarantee on a straight-line basis. Any changes in the liability relating to financial guarantee contracts are taken to the income statement.

Undrawn loan commitments are commitments under which, over the duration of the commitment, the Group is required to provide a loan with pre-specified terms to the customer. These contracts are in the scope of the ECL requirements as set out in Note 2.14.

The ECL provision for financial guarantees and loan commitments are reported under "Other accounts and provisions" in the financial statements.

财务报表附注 (续) Notes to the Financial Statements (continued)

2. 重要会计政策 (续) 2. Material accounting policies (continued)

2.11 金融工具的确认、终止确认和变更

以公允价值变化计入损益作后续计量的金融资产、以公允价值变化计入其他全面收益作后续计量及以摊余成本作后续计量的证券，其买卖会于交易当日（即本集团购入或售出资产当日）确认。贷款及放款及其他金融资产于付出现金予交易对手时确认。在从该等金融资产取得现金流之权利完结或本集团已转让实质上所有风险及回报时，将终止对该等金融资产之确认。当本集团未有转让或未有保留已转让金融资产之实质上所有风险及回报，但仍保留对其控制时，本集团会按持续参与的部分继续确认该等已转让的金融资产；若本集团已失去对其控制时，则终止确认。以摊余成本及以公允价值变化计入其他全面收益计量的金融工具若重新协订或变更现有协议之条件被大幅修改，则需终止确认原有金融工具，并以公允价值确认新的金融工具。否则，其差额调整至金融工具的原账面值，相关调整计入收益表内。

交易性负债、被界定为以公允价值变化计入损益之金融负债，及已发行债务证券及存款证于交易当日确认。未被界定为以公允价值变化计入损益的存款在收到客户款项时确认，而其他负债于有关责任产生时确认。只有当合同中的指定责任被履行、取消或到期，该金融负债才可从资产负债表上终止确认。如本集团回购本身的债务，则该债务将从资产负债表上终止，而该债务之账面值及支付金额的差额被计入收益表内，如有来自被界定为以公允价值变化计入损益之负债的自身信用风险部分则除外。

2.11 Recognition, derecognition and modification of financial instruments

Purchases and sales of financial assets subsequently measured at FVPL, securities measured at FVOCI and amortised cost are recognised on the trade date, the date on which the Group purchases or sells the assets. Loans and advances and other financial assets are recognised when cash is advanced to the counterparties. Financial assets are derecognised when the rights to receive cash flows from the financial assets have expired or where the Group has transferred substantially all risks and rewards of ownership. When the Group neither transfers nor retains substantially all the risks and rewards of ownership of the financial asset, the Group either continues to recognise the transferred financial asset to the extent of its continuing involvement if control remains or derecognise it if there is no retained control. If the financial instrument measured at amortised cost or FVOCI is renegotiated or modified with substantially different terms, the original financial instrument should be derecognised and then a new financial instrument should be recognised at fair value. Otherwise, the difference is adjusted to the original carrying value and accounted for in the income statement.

Trading liabilities, financial liabilities designated at FVPL and debt securities and certificates of deposit in issue are recognised on the trade date. Deposits that are not designated at FVPL are recognised when money is received from customers, other liabilities are recognised when such obligations arise. Financial liabilities are derecognised from the balance sheet when and only when the obligation specified in the contract is discharged, cancelled or expires. If the Group purchases its own debt, it is removed from the balance sheet, and the difference between the carrying amount of a liability and the consideration paid is included in the income statement, except the own credit risk component for those designated at FVPL.

财务报表附注 (续) Notes to the Financial Statements (continued)

2. 重要会计政策 (续) 2. Material accounting policies (continued)

2.11 金融工具的确认、终止确认和变更 (续)

售出予交易对手之证券及票据,如根据回购协议,附有按预定价格并于将来指定时间回购之责任称为「回购」。而向交易对手购入之证券及票据,如根据回售协议,附有按预定价格于将来指定时间再出售予交易对手之责任则称为「反向回购」。

「回购」或借出证券于初始时按已向交易对手所取得之实际金额(一般为该等金融负债于初始确认时的公平值),确认为银行及其他金融机构之存款及结余或界定为以公平值变化计入损益之金融负债。用作抵押回购协议之金融资产不会被终止确认,并仍列为证券投资或以公平值变化计入损益之金融资产。以收取合约现金流为目的及合约现金流纯属本金及未偿付本金余额之利息的支付的「反向回购」或借入证券则于初始时按已付予交易对手之实际金额(一般为该等金融资产于初始确认时的公平值)计量,确认为库存现金及在银行及其他金融机构之结余及定期存放或界定为以公平值变化计入损益之金融资产的反向回购或借入证券。于反向回购协议下所收到用作抵押之金融资产将不会被确认于资产负债表上。

2.11 Recognition, derecognition and modification of financial instruments (continued)

Securities and bills sold to a counterparty with an obligation to repurchase at a pre-determined price on a specified future date under a repurchase agreement are referred to as repos. Securities and bills purchased from a counterparty with an obligation to re-sell to the counterparty at a pre-determined price on a specified future date under a resale agreement are referred to as reverse repos.

Repos or securities lending are initially recognised as deposits and balances from banks and other financial institutions, or designated as financial liabilities measured at FVPL at the actual amount of cash received from the counterparty which is generally the fair value of these financial liabilities at initial recognition. Financial assets given as collateral for repurchase agreements are not derecognised and are recorded as investment in securities or financial assets at FVPL. Reverse repos or securities borrowings with a "hold-to-collect" business model and contractual cash flow of solely payments of principal and interest on the principal outstanding are initially recognised as cash and balances and placements with banks and other financial institutions, or reverse repos or securities borrowing designated as financial assets measured at FVPL are measured at the actual amount of cash paid to the counterparty which is generally the fair value of these financial assets at initial recognition. Financial assets received as collateral under reverse repurchase agreements are not recognised on the balance sheet.

财务报表附注（续） Notes to the Financial Statements (continued)

2. 重要会计政策（续） 2. Material accounting policies (continued)

2.12 公允价值计量

本集团于每个会计结算日以公允价值计量房产及投资物业、贵金属及部分金融工具。公允价值是指在估值日当期集团可接触的主要交易市场或最有利之市场状况下，市场参与者进行有序交易出售资产或转移负债之价格。

计量资产或负债公允价值运用的假设为市场参与者在其最佳经济利益的情况下，所采用的资产或负债计价。

本集团采用的价格乃买卖差价内最能代表金融工具公平值的价格，如适合，亦包括应用于本集团以市场风险净头盘所管理的金融资产及金融负债，并经风险对销后的剩余金融资产或金融负债组合。虽然本集团以净额基准计量此等金融工具组合的公平值，除非能满足载于附注 2.6 的抵销条件，所有相关的金融资产及金融负债仍会分别列示于本财务报表内。

非金融资产之公允价值计量为考虑市场参与者使用该资产所产生的最高及最佳经济利益，或出售予另一市场参与者而该参与者可产生的最高及最佳经济利益。

2.12 Fair value measurement

The Group measures its premises and investment properties, precious metals and certain financial instruments at fair value at the end of each reporting period. Fair value is the price that would be received to sell an asset or paid to transfer a liability in an orderly transaction between market participants in its principal market or the most advantageous market accessible by the Group at the measurement date.

The fair value of an asset or a liability is measured using the assumptions that market participants would use when pricing the asset or liability, assuming that market participants act in their best economic interest.

The Group uses the price within the bid-offer spread that is most representative of the fair value of financial instruments, where appropriate, includes using on the residual of the net offsetting risk position of portfolios of financial assets and financial liabilities in cases the Group manages such groups of financial assets and liabilities according to their net market risk exposures. Despite the Group measures the fair value of these groups of financial instruments on a net basis, the underlying financial assets and financial liabilities are separately presented in the financial statements unless the offsetting criteria stated in Note 2.6 are fulfilled.

A fair value measurement of a non-financial asset takes into account a market participant's ability to generate economic benefits by using the asset in its highest and best use or by selling it to another market participant that would use the asset in its highest and best use.

财务报表附注 (续) Notes to the Financial Statements (continued)

2. 重要会计政策 (续) 2. Material accounting policies (continued)

2.12 公允价值计量 (续)

若资产或负债所处之市场并不活跃, 本集团会在合适并有足够数据的情况下, 采用估值方法厘定其公允价值, 包括运用当时之公平市场交易、贴现现金流量分析、期权定价模型及其他市场参与者通用之估值方法, 并会尽可能使用市场上可观察的相关参数, 减少使用不可观察的参数。

2.12 Fair value measurement (continued)

If the market for assets or liabilities is not active, the Group uses valuation techniques, including the use of recent arm's length transactions, discounted cash flow analysis, option pricing models and other valuation techniques commonly used by market participants, that are appropriate in the circumstances and for which sufficient data are available to measure fair value, maximising the use of relevant observable inputs and minimising the use of unobservable inputs.

2.13 贵金属

贵金属包括黄金、银及其他贵金属。贵金属以其公允价值作初始确认和其后重估。贵金属于进行市场划价后所产生之收益或亏损, 将包括于净交易性收益 / 亏损内。

2.13 Precious metals

Precious metals comprise gold, silver and other precious metals. Precious metals are initially recognised and subsequently remeasured at fair value. Mark-to-market gains or losses on precious metals are included in net trading gain/loss.

财务报表附注 (续) Notes to the Financial Statements (continued)

2. 重要会计政策 (续) 2. Material accounting policies (continued)

2.14 金融资产减值

本集团就下列项目确认预期信用损失的损失准备:

- 以摊余成本计量的金融资产;
- 以公允价值变化计入其他全面收益计量的债务证券; 和
- 非以公允价值变化计入损益作计量的已发出的贷款承诺及财务担保。

以公允价值变化计入损益计量的金融资产及界定为以公允价值变化计入其他全面收益的股份证券(非循环)均不需进行预期信用损失评估。

预期信用损失是信用损失的概率加权估计。信用损失按所有预期现金缺口(即根据合约应付本集团的现金流量与本集团预期收到的现金流量之间的差额)的现值计量。

2.14 Impairment of financial assets

The Group recognises a loss allowance for expected credit losses ("ECLs") on the following items:

- financial assets measured at amortised cost;
- debt securities measured at FVOCI; and
- loan commitments and financial guarantees issued, which are not measured at FVPL.

Financial assets measured at FVPL and equity securities designated at FVOCI (non-recycling) are not subject to the ECL assessment.

ECLs are a probability-weighted estimate of credit losses. Credit losses are measured as the present value of all expected cash shortfalls (i.e. the difference between the cash flows due to the Group in accordance with the contract and the cash flows that the Group expects to receive).

财务报表附注 (续) Notes to the Financial Statements (continued)

2. 重要会计政策 (续) 2. Material accounting policies (continued)

2.14 金融资产减值 (续)

就未提取贷款承诺及财务担保而言, 预期现金缺口按两者之间的差额计量(ii)当贷款承诺持有人/财务担保受益人提取贷款/索赔财务担保, 其应付本集团之合约现金流及(ii)如贷款被提取/财务担保被索赔, 本集团预期收到的现金流。

如折现的影响重大, 预期的现金缺口会以折现值计算。估计预期信用损失时考虑的最长时期是集团面临信用风险的最长合同期。在金融工具同时包含已提取及未提取贷款承诺的情况下, 例如可循环信用额贷款, 预期信用损失应于集团需承担未能按信用风险管理措施而转移的信用风险之期间内计算。

在计量预期信用损失时, 集团已采用合理且可支持的信息。此包括已发生之事件、当前状况和预测未来经济状况的信息。

2.14 Impairment of financial assets (continued)

For undrawn loan commitments and financial guarantees outstanding, expected cash shortfalls are measured as the difference between (i) the contractual cash flows that would be due to the Group if the holder/beneficiary of the loan commitment/financial guarantee draws down/claims on the loan/financial guarantee and (ii) the cash flows that the Group expects to receive if the loan is drawn down/financial guarantee is claimed.

The expected cash shortfalls are discounted where the effect of discounting is material. The maximum period considered when estimating ECLs is the maximum contractual period over which the Group is exposed to credit risk. Where the financial instrument such as revolving credit facilities includes both a drawn and undrawn commitment, ECL is measured over the period that the Group remains exposed to credit risk that is not mitigated by management actions in respect of credit risk.

In measuring ECLs, the Group takes into account reasonable and supportable information that is available. This includes information about past events, current conditions and forecasts of future economic conditions.

财务报表附注 (续) Notes to the Financial Statements (continued)

2. 重要会计政策 (续) 2. Material accounting policies (continued)

2.14 金融资产减值 (续)

预期信用损失在以下其中一个基础上测量:

- 12 个月的预期信用损失: 即预计在报告日期后 12 个月内可能发生的违约事件造成的损失; 或
- 存续期间的预期信用损失: 即预期信用损失模型适用之资产于预计存续期间内的所有可能发生的违约事件导致的损失。

于金融工具作初始确认时, 本集团将在未来 12 个月内的预期信用损失计入第一阶段; 并且, 在初始确认后出现信用风险显著增加的情况时, 将存续期间的预期信用损失确认为第二阶段。如该金融工具的未来现金流量出现一项或多项事件的不利影响, 将对信用减值金融工具的整个存续期的预期信用损失确认为第三阶段, 并按扣除减值准备后的相关第三阶段金融资产的净值计提利息收入。

2.14 Impairment of financial assets (continued)

ECLs are measured on either of the following bases:

- 12-month ECLs: these are losses that are expected to result from possible default events within 12 months after the reporting date; or
- lifetime ECLs: these are losses that are expected to result from all possible default events over the expected lives of the items to which the ECL model applies.

The Group will account for expected credit losses within the next 12 months as Stage 1 when those financial instruments are initially recognised; and to recognise lifetime expected credit losses as Stage 2 when there have been significant increases in credit risk since initial recognition. Lifetime expected credit losses will be recognised for credit-impaired financial instruments as Stage 3 if the future cash flows of that financial instruments are adversely affected by one or more events and interest income will then be accrued net of the impairment amount of the respective Stage 3 financial assets.

财务报表附注 (续) Notes to the Financial Statements (continued)

2. 重要会计政策 (续) 2. Material accounting policies (continued)

2.14 金融资产减值 (续)

在评估自初始确认后金融工具的信贷风险是否显著增加时, 本集团将报告日评估的金融工具违约风险与初始确认日评估的风险进行比较。

在评估自初始确认后信用风险是否显著增加时, 尤其会考虑以下信息:

- 未能在合同到期日后三十日内支付本金或利息;
- 金融工具的外部或内部信用评级(如有)有实际或预期显著恶化;
- 债务人经营业绩的实际或预期显著恶化; 和
- 科技、市场、经济或法律环境的现有或预测变化, 此对债务人履行其对集团义务的能力产生重大不利影响的。

就贷款承诺及财务担保而言, 为评估预期信用损失而初始确认的日期被视为本集团成为不可撤销承诺的一方的日期。在评估自初始确认贷款承诺或财务担保以来信贷风险是否显著增加时, 本集团会考虑贷款承诺/财务担保所涉及的贷款及垫款发生违约风险的变动。

根据金融工具的性质, 对信用风险显著增加的评估是在个别基础上或共同基础上进行的。当评估在共同基础上进行时, 金融工具根据共享信用风险特征进行分类, 例如逾期状态和信用风险评级。

2.14 Impairment of financial assets (continued)

In assessing whether the credit risk of a financial instrument has increased significantly since initial recognition, the Group compares the risk of default occurring on the financial instrument assessed at the reporting date with that assessed at the date of initial recognition.

In particular, the following information is taken into account when assessing whether credit risk has increased significantly since initial recognition:

- failure to make payments of principal or interest 30 days after their contractually due dates;
- an actual or expected significant deterioration in a financial instrument's external or internal credit rating (if available);
- an actual or expected significant deterioration in the operating results of the debtor; and
- existing or forecast changes in the technological, market, economic or legal environment that have a significant adverse effect on the debtor's ability to meet its obligation to the Group.

For loan commitments and financial guarantees, the date of initial recognition for the purpose of assessing ECLs is considered to be the date that the Group becomes a party to the irrevocable commitment. In assessing whether there has been a significant increase in credit risk since initial recognition of a loan commitment or a financial guarantee, the Group considers changes in the risk of default occurring on the loans and advances to which the loan commitment/financial guarantee relates.

Depending on the nature of the financial instruments, the assessment of a significant increase in credit risk is performed on either an individual basis or a collective basis. When the assessment is performed on a collective basis, the financial instruments are grouped based on shared credit risk characteristics, such as past due status and credit risk ratings.

财务报表附注 (续) Notes to the Financial Statements (continued)

2. 重要会计政策 (续) 2. Material accounting policies (continued)

2.14 金融资产减值 (续)

当发生一项或多项事件对金融工具的未来现金流产生不利的影响,例如超过 90 天以上逾期,或债务人可能无法全额支付本集团的债务,有关金融工具将视为违约金融工具。

本集团认为当有关以下事件的可观察证据出现时,金融工具即发生信用减值:

- 债务人出现重大的财务困难;
- 出现违约事件,例如不履行或逾期偿还本金或利息;
- 当债务人出现财务困难,本集团基于经济或法律因素考虑而特别给予债务人贷款条件上的优惠;
- 有证据显示债务人将会破产或进行财务重整;
- 以大幅折扣购买或源生一项金融资产,该折扣反映了发生信用损失的事实;或
- 其他可观察证据反映有关贷款的未来现金流将会出现明显下降。

本集团会独立考虑合理及具支持性的定量及定性信息,包括历史经验及无需付出不合理成本或努力已能获取的前瞻性信息。

2.14 Impairment of financial assets (continued)

Financial instruments are considered to be in default when one or more events that have a detrimental impact on the estimated future cash flows occurred such as past due for more than 90 days or the debtor is unlikely to pay in full for the credit obligations to the Group.

The Group considers that a financial instrument is credit-impaired when there is observable data about:

- significant financial difficulty incurred by the debtor;
- a breach of contract, such as a default or delinquency in principal or interest payment;
- for economic or legal reasons related to the debtor's financial difficulty, the Group has granted to the debtor a concession that it would not otherwise consider;
- probable that the debtor will become bankrupt or undergo other financial reorganisation;
- the purchase or origination of a financial asset at a deep discount that reflects the incurred credit losses; or
- other observable data indicating that there is a measurable decrease in the estimated future cash flows from such advances.

The Group considers on an individual basis both quantitative and qualitative information that is reasonable and supportable, including historical experience and forward-looking information that is available without undue cost or effort.

财务报表附注 (续) Notes to the Financial Statements (continued)

2. 重要会计政策 (续) 2. Material accounting policies (continued)

2.14 金融资产减值 (续)

预期信用损失于每个报告日期重新计量,以反映自初始确认以来金融工具信用风险的变化。预期信用损失金额的任何变动均于收益表内确认为减值回拨或损失。本集团确认所有相关金融工具的减值损益,并通过损失准备对其账面金额进行相应调整,但以公允价值变化计入其他全面收益计量的债务证券投资其损失准备于公允价值储备作记录。

根据附注2.7,利息收入以金融资产的账面总值计算确认,除非该金融资产属于信贷减值(第三阶段),在此情况下,利息收入乃按金融资产的摊余成本(即账面总值扣除损失准备)计算。确定信用减值金融资产之基准列载于附注4.1。

当金融资产无法收回时,在完成所有必要程序及确定损失金额后,本集团对该等资产进行撤销,并冲减金融资产的账面总值及相应的减值损失准备。该等已撤销资产仍受制于执行活动。撤销后收回的金额冲减在收益表中的减值损失。

2.14 Impairment of financial assets (continued)

ECLs are remeasured at each reporting date to reflect changes in the financial instrument's credit risk since initial recognition. Any change in the ECL amount is recognised as an impairment gain or loss in the income statement. The Group recognises an impairment gain or loss for all relevant financial instruments with a corresponding adjustment to their carrying amount through a loss allowance account, except for investments in debt securities that are measured at FVOCI, for which the loss allowance is recorded in the fair value reserve.

Interest income recognised in accordance with Note 2.7 is calculated based on the gross carrying amount of the financial asset unless the financial asset is credit-impaired (Stage 3), in which case interest income is calculated based on the amortised cost (i.e. the gross carrying amount less loss allowance) of the financial asset. The determination of credit-impaired financial asset is further explained in Note 4.1.

When a financial asset is uncollectible, it is written off against the gross carrying amount of the financial asset and the related allowance for impairment losses. Such assets are written off after all the necessary procedures have been completed and the amount of the loss has been determined. The assets written off are still subject to enforcement activity. Subsequent recoveries of amounts previously written off decrease the amount of impairment losses in the income statement.

财务报表附注 (续) Notes to the Financial Statements (continued)

2. 重要会计政策 (续) 2. Material accounting policies (continued)

2.15 对附属公司、联营公司及 合资企业之投资及非金融 资产之减值

如因发生事件或情况已改变，并显示资产之账面值或将无法被收回，则会进行减值重检。潜在减值迹象包括运用资产之科技、市场、经济或法律环境已出现明显变坏或资产价值大幅或长期下跌至低于其成本值。「大幅」是以投资的原成本值作评价，而「长期」是以公平值低于其原成本值之时期作评价。

资产的账面值超过其可收回金额的部分会被确认为减值损失。可收回金额是指资产的公平值扣除出售成本后与其使用价值的较高者。为作出减值评估，资产乃按其最小的可分开识别现金流（现金产出单元）层次分类。于每一财务报告日，会对已发生减值的资产进行重检以确定需否回拨。

在本银行的资产负债表，如果附属公司、联营公司或合资企业宣派的股息超过其在该宣派年度的全面收益总额，或其在在本银行的账面值超过在其综合资产负债表内已包括商誉的净资产值时，则需要做投资减值测试。

2.15 Impairment of investments in subsidiaries, associates, joint ventures and non-financial assets

Assets are reviewed for impairment whenever events or changes in circumstances indicate that the carrying amount may not be recoverable. Potential indications of impairment may include significant adverse changes in the technological, market, economic or legal environment in which the assets operate or whether there has been a significant or prolonged decline in value below their cost. "Significant" is evaluated against the original cost of the investment and "prolonged" against the period in which the fair value has been below its original cost.

An impairment loss is recognised for the amount by which the asset's carrying amount exceeds its recoverable amount. The recoverable amount is the higher of an asset's fair value less costs to sell and value in use. For the purposes of assessing impairment, assets are grouped at the lowest levels for which there are separately identifiable cash flows (cash-generating units). Impaired assets are reviewed for possible reversal of the impairment at each reporting date.

In the Bank's balance sheet, impairment testing of investments in subsidiaries, associates or joint ventures is also required upon receiving dividend from that entity if the dividend exceeds the total comprehensive income of that entity concerned in the period the dividend is declared or if the carrying amount of that entity in the Bank's balance sheet exceeds the carrying amount of that entity's net assets including goodwill in its consolidated balance sheet.

财务报表附注（续） Notes to the Financial Statements (continued)

2. 重要会计政策（续） 2. Material accounting policies (continued)

2.16 投资物业

持作赚取长期租金收益或资本增值或两者兼备者，并且非集团旗下各公司所占用之物业（包括由物业所在的租赁土地产生的使用权资产），均列作投资物业。出租予本集团内公司之物业，于个别公司之财务报表中分类为投资物业，及于综合财务报表中分类为房产。

投资物业初始以成本值（包括相关交易成本）计量。经初始确认后，投资物业按公允价值计量。

只有在与项目相关的未来经济利益很有可能流入本集团，并能够可靠地计量其成本的情况下，本集团才会将其后续支出计入为资产账面值之一部分。在建工程项目以公允价值计量。至于所有其他修理及维护费用，均需于产生时确认于当期收益表内。

任何公允价值之变动会直接于收益表内确认。

若投资物业改为自用，会被重新分类为房产，其于重新分类日之公允价值会成为其会计账上的成本值。若房产项目因其用途改变而成为投资物业，则按香港会计准则第 16 号「物业、器材及设备」下的房产重估的相同方式将此项目于转分类日之账面值与其公允价值之间的差额，确认于其他全面收益或损益内如附注 2.17 所述。

2.16 Investment properties

Properties (including right-of-use assets arising from leases over leasehold land on which properties are situated), that are held for long-term rental yields or for capital appreciation or both, and that are not occupied by the companies in the Group, are classified as investment properties. Properties leased out within group companies are classified as investment properties in individual companies' financial statements and as premises in consolidated financial statements.

Investment properties are recognised initially at cost, including related transaction costs. After initial recognition, investment properties are measured at fair value.

Subsequent expenditure is charged to the asset's carrying amount only when it is probable that future economic benefits associated with the item will flow to the Group and the cost of the item can be measured reliably. The work in progress item is measured at fair value. All other repairs and maintenance costs are expensed in the income statement during the financial period in which they are incurred.

Any changes in fair value are recognised directly in the income statement.

If an investment property becomes owner-occupied, it is reclassified as premises, and its fair value at the date of reclassification becomes its cost for accounting purposes. If an item of premises becomes an investment property because its use has changed, any difference resulting between the carrying amount and the fair value of this item at the date of transfer is recognised in other comprehensive income or profit or loss in the same way as a revaluation of premises under HKAS 16 "Property, Plant and Equipment" as set out in Note 2.17.

财务报表附注 (续) Notes to the Financial Statements (continued)

2. 重要会计政策 (续) 2. Material accounting policies (continued)

2.17 物业、器材及设备

物业(包括由物业所在的租赁土地产生的使用权资产)主要为分行及办公楼房产。房产需定期但至少每年以取自外间独立估价师之公平值扣除任何随后发生之累计折旧及资产减值损失列示。重估当日之累计折旧额需先冲销资产之账面总值,冲减后之净额则重新调整至该资产之重估值。

房产重估后之账面增值通过其他全面收益拨入房产重估储备中。与同一个别资产早前之增值作对销之减值部分,通过其他全面收益于房产重估储备中扣减;余下之减值额则确认于收益表内。其后任何增值将拨入收益表(以早前扣减之金额为限),然后拨至房产重估储备内。处置房产时,房产重估储备中与先前估值有关之已实现部分,将从房产重估储备拨转至留存盈利。

所有器材及设备除租赁土地外的使用权资产(见附注2.18)均以历史成本扣除累计折旧及减值损失列账。历史成本包括因取得及安装该项目而直接产生之费用。

2.17 Properties, plant and equipment

Properties (including right-of-use assets arising from leases over leasehold land on which properties are situated) are mainly branches and office premises. Premises are stated at fair value based on periodic, at least annually, valuations by external independent valuers less any subsequent accumulated depreciation and impairment losses. Any accumulated depreciation at the date of revaluation is eliminated against the gross carrying amount of the asset and the net amount is restated to the revalued amount of the asset.

Increases in the carrying amount arising on revaluation of premises are credited to the premises revaluation reserve through other comprehensive income. Decreases that offset previous increases of the same individual asset are charged against premises revaluation reserve through other comprehensive income; all other decreases are expensed in the income statement. Any subsequent increases are credited to the income statement up to the amount previously debited, and then to the premises revaluation reserve. Upon disposal of premises, the relevant portion of the premises revaluation reserve realised in respect of previous valuations is released and transferred from the premises revaluation reserve to retained earnings.

All plant and equipment and right-of-use assets other than leasehold land (see Note 2.18) are stated at historical cost less accumulated depreciation and impairment losses. Historical cost includes expenditures that are directly attributable to the acquisition and installation of the items.

财务报表附注 (续) Notes to the Financial Statements (continued)

2. 重要会计政策 (续) 2. Material accounting policies (continued)

2.17 物业、器材及设备 (续)

与资产有关的后续支出，只有当其产生的未来经济利益很可能流入本集团，并且该支出能够可靠地计量时，才能将其计入资产的账面价值或作为单独的一项资产进行确认（如适当）。该等后续支出以扣除减值后之成本列账直至其开始产生经济利益，之后则根据相关资产之后续计量基准进行计量。所有其他修理及维护费用均在发生时计入当期收益表中。

折旧以直线法，将资产之成本值或重估值于其如下估计可用年限内摊销：

- 物业
按政府土地租约年期
- 器材及设备
2至15年
- 使用权资产
资产可用年期及租约年期之较短者

本集团在每个会计结算日重检资产的可用年限，并已按适当情况作出调整。

2.17 Properties, plant and equipment (continued)

Subsequent costs are included in an asset's carrying amount or are recognised as a separate asset, as appropriate, only when it is probable that future economic benefits associated with the item will flow to the Group and the cost of the item can be measured reliably. The item is stated at cost less impairment until it begins to generate economic benefits, then the item is subsequently measured according to the measurement basis of its respective assets class. All other repairs and maintenance costs are charged to the income statement during the financial period in which they are incurred or provided for.

Depreciation is calculated on the straight-line method to write down the cost or revalued amount of such assets over their estimated useful lives as follows:

- Properties
Over the life of government land leases
- Plant and equipment
2 to 15 years
- Right-of-use assets
Shorter of useful lives and lease terms

The useful lives of assets are reviewed, and adjusted if appropriate, as at the end of each reporting period.

财务报表附注 (续) Notes to the Financial Statements (continued)

2. 重要会计政策 (续) 2. Material accounting policies (continued)

2.17 物业、器材及设备 (续)

在每个会计结算日,源自内部及外界之资料均会被用作评定物业、器材及设备是否出现减值之迹象。如该迹象存在,则估算资产之可收回价值,及在合适情况下将减值损失确认以将资产减至其可收回价值。该等减值损失在收益表内确认,但假若某资产乃按估值列账,而减值损失又不超过同一资产之重估盈余,此等损失则当作重估盈余的减值。可收回价值指该资产之公平值扣除出售成本后之金额,与其使用价值之较高者。减值损失会按情况于房产重估储备或收益表内回拨。

出售之收益或亏损是按扣除税项及费用之出售净额与有关资产账面价值之差额而厘定,并于出售日在收益表内确认。任何有关重估盈余会由房产重估储备拨转至留存盈利,不会重新分类至收益表内。

2.18 租赁

在签订合同时,集团会评估该合同是否或有否包含租赁。如果一份合同在一段期间内,为换取对价而渡让一项可识别资产使用的控制权,则该合同是一项租赁或包含一项租赁。在客户同时拥有主导资产的使用的权利及从使用中获得几乎全部的经济利益的情况下,控制权即已渡让。

2.17 Properties, plant and equipment (continued)

At the end of each reporting period, both internal and external sources of information are considered to determine whether there is any indication that properties, plant and equipment are impaired. If any such indication exists, the recoverable amount of the asset is estimated and where relevant, an impairment loss is recognised to reduce the asset to its recoverable amount. Such an impairment loss is recognised in the income statement except where the asset is carried at valuation and the impairment loss does not exceed the revaluation surplus for that same asset, in which case it is treated as a decrease in the revaluation surplus. The recoverable amount is the higher of the asset's fair value less costs to sell and value in use. Impairment loss is reversed through the premises revaluation reserve or the income statement as appropriate.

Gains or losses on disposals are determined as the difference between the net disposal proceeds and the carrying amount, relevant taxes and expenses. These are recognised in the income statement on the date of disposal. Any related revaluation surplus is transferred from the revaluation reserve to retained earnings and is not reclassified to the income statement.

2.18 Leases

At inception of a contract, the Group assesses whether the contract is, or contains, a lease. A contract is, or contains, a lease if the contract conveys the right to control the use of an identified asset for a period of time in exchange for consideration. Control is conveyed where the customer has both the right to direct the use of the identified asset and to obtain substantially all of the economic benefits from that use over the contract period.

财务报表附注 (续) Notes to the Financial Statements (continued)

2. 重要会计政策 (续) 2. Material accounting policies (continued)

2.18 租赁 (续)

(1) 作为承租人

在租赁开始日期时，除为期 12 个月或以内的短期租赁和低价值资产的租赁外，集团会确认相应的使用权资产及租赁负债。如集团签订了与低价值资产相关的租赁，集团则会按每张合同决定是否将租赁合同确认为使用权资产及租赁负债。不被确认为使用权资产及租赁负债之租赁合同的相关租赁付款额会在租赁期内系统地确认为支出。

租赁负债会以租约内租赁付款的未来现金流（包含合理确认会被行使的续租权所延展的续租期间的付款），以租赁合同中的内含利率，或如该等利率不能被有效确定时，则使用承租人于租赁开始日期的增量借贷利率折现成现值，作为初始确认金额。租赁付款额包括扣除租赁激励后的固定付款额（包含实质固定的付款额）、取决于指数或利率的可变租赁付款额及余值担保下的预计付款额。租赁付款额亦包括集团合理确定会行使的购买选择权的行使价，以及合理确定会行使的提早终止选项下终止租约所需支付的罚款。

2.18 Leases (continued)

(1) As a lessee

On the lease commencement date, the Group recognises a right-of-use asset and a lease liability, except for short-term leases that have a lease term of 12 months or less and leases of low-value assets. When the Group enters into a lease in respect of a low-value asset, the Group decides whether to recognise the lease as a right-of-use asset and a lease liability on a lease-by-lease basis. The lease payments associated with those leases which are not recognised as right-of-use assets and lease liabilities are recognised as an expense on a systematic basis over the lease term.

The lease liability is initially recognised at the present value of the lease payments payable over the lease term, after taking into account payments to be made in the optional period if the extension option is reasonably certain to be exercised, discounted using the interest rate implicit in the lease or, if that rate cannot be readily determined, using a relevant incremental borrowing rate. The lease payments include fixed payments (including in-substance fixed payments) less any lease incentives receivable, variable lease payments that depend on an index or a rate, and amounts expected to be paid under residual value guarantees. The lease payments also include the exercise price of a purchase option reasonably certain to be exercised by the Group and payments of penalties for termination of a lease, if the lease term reflects the Group exercising the option to terminate.

财务报表附注 (续) Notes to the Financial Statements (continued)

2. 重要会计政策 (续) 2. Material accounting policies (continued)

2.18 租赁 (续)

(1) 作为承租人 (续)

在初始确认后，利息支出则会以固定期间利率计算。不取决于指数或利率的可变付款额并不包含于租赁负债的计量，因此会在发生的会计年度内计入收益表中。

被确认的使用权资产，于初始时以成本计量，而成本则由租赁负债的初始金额，加上租赁开始日期当天或之前已付的租赁付款额及初始直接费用组成。在适用范围内，使用权资产的金额亦包含估算的清拆及移除相关资产、复原使用资产或其所在的地点之费用的现值、并扣除已收取的租赁激励。

与短期租赁有关的付款包括设备相关的短期租赁和低价值资产租赁会按直线法于收益表中确认为开支。

除下列种类的使用权资产外，使用权资产后续以成本扣除累计折旧及减值损失计量（见附注 2.17），并于租赁负债被重新计量时作出调整：

- 符合投资物业定义的使用权资产会按附注 2.16 以公允价值计量；及

2.18 Leases (continued)

(1) As a lessee (continued)

After initial recognition, interest expense is calculated using a constant periodic rate of interest. Variable lease payments that do not depend on an index or a rate are not included in the measurement of the lease liability and hence are charged to the income statement in the accounting period in which they are incurred.

The right-of-use asset recognised is initially measured at cost, which comprises the initial amount of the lease liability plus any lease payments made at or before the commencement date, and any initial direct costs incurred. Where applicable, the cost of the right-of-use assets also includes an estimate of costs to dismantle and remove the underlying asset or to restore the underlying asset or the site on which it is located, then discounted to its present value, and less any lease incentives received.

Payments associated with short-term leases of equipment and all leases of low-value assets are recognised on a straight-line basis as an expense in the income statement.

The right-of-use asset is subsequently measured at cost less accumulated depreciation and impairment losses (see Note 2.17), and adjusted when the lease liabilities are remeasured, except for the following types of right-of-use asset:

- right-of-use assets that meet the definition of investment property are carried at fair value in accordance with Note 2.16; and

财务报表附注 (续) Notes to the Financial Statements (continued)

2. 重要会计政策 (续) 2. Material accounting policies (continued)

2.18 租赁 (续)

2.18 Leases (continued)

(1) 作为承租人 (续)

(1) As a lessee (continued)

- 不符合投资物业定义及与集团已注册为拥有人的租赁土地及建筑物相关的使用权资产会按附注2.17以重估值计量。

- right-of-use assets related to leasehold land and buildings that do not meet the definition of investment property and where the Group is the registered owner of the leasehold interest are carried at revalued amount in accordance with Note 2.17.

当未来租赁付款额受用于决定此等付款额之指数或利率的变化而发生改变, 或集团估算在余值担保安排下的应付款项将会发生改变, 或租期发生改变, 或集团对于是否合理确定行使某一购买、续租或终止租约选项作出重新评估时, 租赁负债会被重新计量。当在这些情况下重新计量租赁负债后, 相应的调整会计入使用权资产的账面金额, 或如使用权资产的账面价值已减记至零, 则将调整计入收益表内。

The lease liability is remeasured when there is a change in future lease payments arising from a change in an index or a rate used to determine those payments, or there is a change in the Group's estimate of the amount expected to be payable under a residual value guarantee, or there is a change of lease terms, or there is a change arising from the reassessment of whether the Group will be reasonably certain to exercise a purchase, extension or termination option. When the lease liability is remeasured in this way, a corresponding adjustment is made to the carrying amount of the right-of-use asset, or is recorded in the income statement if the carrying amount of the right-of-use asset has been reduced to zero.

集团将不符合投资物业定义的使用权资产披露于「物业、器材及设备」项下, 及将租赁负债列示于「其他账项及准备」项下。

The Group presents right-of-use assets that do not meet the definition of investment property in "Properties, plant and equipment" and presents lease liabilities in "Other accounts and provisions".

财务报表附注 (续) Notes to the Financial Statements (continued)

2. 重要会计政策 (续) 2. Material accounting policies (continued)

2.18 租赁 (续)

(2) 作为出租人

集团作为出租人时，会在签订租赁合同时判断每份租赁合同应为融资租赁或是经营租赁。如租约已实质上转让了几乎所有因拥有相关资产产生的风险及回报，该租赁应归类为融资租赁。如非此等情况，则租赁应被分类为经营租赁。

如合同内含有租赁及非租赁成份，集团会将合同内的对价以各成份各自独立的销售价的基础分配。来自经营租赁的租金收入会在租期内以直线法确认。

2.18 Leases (continued)

(2) As a lessor

When the Group acts as a lessor, it determines at lease inception whether each lease is a finance lease or an operating lease. A lease is classified as a finance lease if it transfers substantially all the risks and rewards incidental to the ownership of an underlying asset to the lessee. If this is not the case, the lease is classified as an operating lease.

When a contract contains lease and non-lease components, the Group allocates the consideration in the contract to each component on a relative stand-alone selling price basis. The rental income from operating leases is recognised on a straight-line basis over the lease term.

2.19 现金及等同现金项目

就综合现金流量表而言，现金及等同现金项目指按原来到期日，于购入日期起计三个月内到期之结余，包括现金、银行及其他金融机构之结余、短期票据及被分类为投资证券及存款证之票据。

2.19 Cash and cash equivalents

For the purposes of the consolidated cash flow statement, cash and cash equivalents comprise balances with original maturity less than three months from the date of acquisition, including cash, balances with banks and other financial institutions, short-term bills and notes classified as investment securities and certificates of deposit.

财务报表附注（续） Notes to the Financial Statements (continued)

2. 重要会计政策（续） 2. Material accounting policies (continued)

2.20 准备

当本集团因为已发生之事件而须承担法律性或推定性之现有责任，而解除该责任时有可能消耗有经济利益之资源，需在责任金额能够可靠地作出估算之情况下，为确认有关责任而拨备。

2.21 雇员福利

(1) 退休福利成本

本集团根据认可职业退休计划或强积金计划之定额供款退休计划作出供款，集团雇员均可参与。在职业退休计划下，集团与雇员之供款按雇员基本薪金之百分比计算，在强积金计划下该等供款则按强积金规例计算。退休福利计划成本代表本集团应向此等计划支付之供款，会于产生时计入收益表中。雇员于全数享有其应得之集团供款部分前退出此职业退休计划，因而被没收之本集团供款，会被本集团用作扣减其目前供款负担或根据职业退休计划信托契据条款冲减其开支。

退休计划之资产与本集团之资产分开持有，并由独立管理基金保管。

2.20 Provisions

Provisions are recognised when the Group has a present legal or constructive obligation as a result of past events, it is probable that an outflow of resources embodying economic benefits will be required to settle the obligation, and a reliable estimate of the amount of the obligation can be made.

2.21 Employee benefits

(1) Retirement benefit costs

The Group contributes to defined contribution retirement schemes under either recognised ORSO schemes or MPF schemes that are available to the Group's employees. Contributions to the schemes by the Group and employees are calculated as a percentage of employees' basic salaries for the ORSO schemes and in accordance with the MPF rules for MPF schemes. The retirement benefit scheme costs are charged to the income statement as incurred and represent contributions payable by the Group to the schemes. Contributions made by the Group that are forfeited by those employees who leave the ORSO scheme prior to the full vesting of their entitlement to the contributions are used by the Group to reduce the existing level of contributions or to meet its expenses under the trust deed of the ORSO schemes.

The assets of the schemes are held in independently-administered funds separate from those of the Group.

财务报表附注 (续) Notes to the Financial Statements (continued)

2. 重要会计政策 (续) 2. Material accounting policies (continued)

2.21 雇员福利 (续)

(2) 雇员获享之年度休假

雇员获享之年度休假及病假在累积时确认，本集团会对雇员服务至会计结算日所累积，但尚未使用之年度休假及预计所需支付之病假作出估算及拨备。

除病假及经特别批准之年度休假外，其他有偿缺勤均不允许累积。若雇员于获享有偿缺勤之年度内未能悉数享用该等可用缺勤，剩余之可用缺勤将被取消。除未到期之年度休假外，雇员于离职时亦无权收取现金以弥补任何未被使用之可用缺勤。

(3) 奖金计划

若因雇员提供之服务而令集团产生法律性或推定性之现有责任，而该责任之金额亦能可靠地作出估算，集团需确认该预期之奖金支出并以负债列账。如奖金计划之负债金额重大，且预期会于 12 个月后才被偿付，会以贴现处理。

2.21 Employee benefits (continued)

(2) Leave entitlements

Employee entitlements to annual leave and sick leave are recognised when they accrue to employees. A provision is made for the estimated liability for unused annual leave and the amount of sick leave expected to be paid as a result of services rendered by employees up to the end of the reporting period.

Compensated absences other than sick leave and special approved annual leave are non-accumulating; they lapse if the current period's entitlement is not used in full. Except for unexpired annual leave, they do not entitle employees to a cash payment for unused entitlement on leaving the Group.

(3) Bonus plans

The expected cost of bonus payments is recognised as a liability when the Group has a present legal or constructive obligation as a result of services rendered by employees and a reliable estimate of the obligation can be made. Liabilities for bonus plans that are expected to be settled longer than twelve months will be discounted if the amounts are significant.

财务报表附注（续） Notes to the Financial Statements (continued)

2. 重要会计政策（续） 2. Material accounting policies (continued)

2.22 本期及递延所得税项

在有关期间的税务支出包括本期及递延税项。除因有关项目乃直接记于其他全面收益而需于其他全面收益内确认其税项外，税项于收益表内确认。

基于溢利而需支付之所得税，是根据本银行、附属公司、联营公司及合资企业在营运及产生应课税收入之司法管辖地区于会计结算日已执行或实际会执行之适用税法计算，并于溢利产生当期确认为本期所得税项支出。

所有因综合财务报表内资产及负债之税务基础与其账面值之暂时性差异而产生之递延所得税项均以资产负债表负债法提拨。递延所得税项是按会计结算日已执行或实际会执行之税率及税法，及预期于相关之递延税项资产实现时或递延税项负债需清付时所适用之税率计算。

主要之暂时性差异源于资产减值准备、房产及设备之折旧、以及若干资产之重估，包括以公允价值变化计入其他全面收益之证券及房产。除业务合并外，若资产或负债在交易初始确认时，并未有对会计损益或应课税损益构成影响且并未产生同等的应课税之暂时性差异和可抵扣之暂时性差异，则无需确认递延所得税项。

2.22 Current and deferred income taxes

Tax expenses for the period comprise current and deferred tax. Tax is recognised in the income statement, except to the extent that it relates to items recognised directly in other comprehensive income. In this case, the tax is also recognised in other comprehensive income.

Income tax payable on profits, based on the applicable tax law enacted or substantially enacted at the end of the reporting period in each jurisdiction where the Bank and its subsidiaries, associates and joint ventures operate and generate taxable income, is recognised as a current income tax expense in the period in which profits arise.

Deferred income tax is provided in full, using the balance sheet liability method, on temporary differences arising between the tax bases of assets and liabilities and their carrying amounts in the consolidated financial statements. Deferred income tax is determined using tax rates and laws that have been enacted or substantially enacted by the end of the reporting period and are expected to apply when the related deferred tax asset is realised or the deferred tax liability is settled.

The principal temporary differences arise from asset impairment provisions, depreciation of premises and equipment, and revaluation of certain assets including securities at FVOCI and premises. However, the deferred income tax is not recognised if it arises from initial recognition of an asset or liability in a transaction other than a business combination that at the time of the transaction affects neither accounting nor taxable profit or loss and does not give rise to equal taxable and deductible temporary differences.

财务报表附注 (续) Notes to the Financial Statements (continued)

2. 重要会计政策 (续) 2. Material accounting policies (continued)

2.22 本期及递延所得税项 (续)

所有因应课税暂时性差异而产生之递延税项负债均会被确认。当未来之应课税利润预计可被用作抵扣可抵扣之暂时性差异、结转之未使用税务抵免及未使用税务亏损时，因该等可抵扣之暂时性差异、结转之未使用税务抵免及未使用税务亏损而产生之递延税项资产将被确认。

递延所得税项乃记于收益表内。但因以公允价值变化计入其他全面收益之证券的公允价值重新计量及对房产之重估计入其他全面收益内，故由此产生的递延所得税项也计入其他全面收益内，并于以后随着相关递延收益和亏损的确认而一同确认在收益表中。

投资物业的递延税项负债或递延税项资产的计算方法是假设该等投资物业是通过出售来回收其重估账面值及采用相关的税率计算。

2.22 Current and deferred income taxes (continued)

Deferred tax liabilities are provided in full on all taxable temporary differences. Deferred tax assets are recognised on deductible temporary differences, the carry forward of any unused tax credits and unused tax losses to the extent that it is probable that future taxable profit will be available against which the deductible temporary differences, the carry forward of unused tax credits and unused tax losses can be utilised.

Deferred income tax is charged or credited in the income statement except for deferred income tax relating to fair value remeasurement of securities at FVOCI and revaluation of premises which are charged or credited to other comprehensive income, in which case the deferred income tax is also credited or charged to other comprehensive income and is subsequently recognised in the income statement together with the realisation of the deferred gain and loss.

Deferred tax liability or deferred tax asset arising from an investment property is determined based on the presumption that the revaluation amount of such investment property will be recovered through sale with the relevant tax rate applied.

财务报表附注 (续) Notes to the Financial Statements (continued)

2. 重要会计政策 (续) 2. Material accounting policies (continued)

2.23 收回资产

贷款及垫款的收回资产是本集团因借款人重组或无法偿还有关贷款及垫款而从借款人取得控制的抵押品。本集团计划通过处置该等收回资产以偿还未偿债务。已收回抵押品的贷款及垫款将会继续按其原本的会计分类进行核算，惟本集团于有关收回资产取得法定产权且该资产所有权的风险及报酬实质上已转移至本集团除外，该等收回资产将按下一段落所述的单独账目中进行确认，而有关贷款及垫款及有关减值准备从资产负债表上终止确认。

如收回资产属于非金融工具，于确认日按有关贷款及垫款的账面值与抵押品公允价值扣除出售成本后之净值之较低者确认，并列示为「待出售非流动资产」，包括于「其他资产」项下，并就账面值与收回资产的预期可变现净值之差额单独计提减值准备；如收回资产属于金融工具，按其公允价值作确认及后续计量，并列示为「以公允价值变化计入损益之金融资产」。

2.23 Repossessed assets

Repossessed assets for loans and advances are collateral that the Group takes control from borrowers due to the restructuring of or inability to repay the related loans and advances. The Group intends to recover the outstanding debts through disposal of these repossessed assets. Loans and advances with collateral repossessed will continue to be accounted for in its original accounting classification except when the Group takes legal title of the related repossessed assets and the risks and rewards of their ownership are substantially transferred to the Group, in which cases the repossessed assets are recognised under separate accounts as mentioned in the below paragraph with the related loans and advances and the related impairment allowances derecognised from the balance sheet.

Repossessed assets are recognised at the lower of the carrying amount of the related loans and advances and the fair value less costs to sell of the collateral on the date of recognition and reported as "non-current assets held for sale" included in "Other assets" if they are non-financial instruments, with individual impairment allowance made on the shortfall between the carrying amount and the expected net realisable value of the repossessed assets; or are recognised and subsequently measured at fair values and are reported as "Financial assets at fair value through profit or loss" if they are financial instruments.

财务报表附注 (续) Notes to the Financial Statements (continued)

2. 重要会计政策 (续) 2. Material accounting policies (continued)

2.24 信托业务

本集团一般以信托人或其他受托人身分，代表个人、信托及其他机构持有或管理资产。由于该等资产并不属于本集团，该等资产及据此而产生之任何收益或亏损，将不计入本财务报表内。

2.24 Fiduciary activities

The Group commonly acts as a trustee, or in other fiduciary capacities, that result in its holding or managing assets on behalf of individuals, trusts and other institutions. These assets and any gains or losses arising thereon are excluded from these financial statements, as they are not assets of the Group.

2.25 或然负债及或然资产

或然负债是指由过去已发生的事件引起的可能需要履行的责任，其存在将由一宗或多宗本集团所不能完全控制的未来不确定事件出现与否来确认。或然负债也可能是由于过去已发生事件而引致的现有责任，但由于估计不会导致经济利益的流出或因不能可靠地计量责任金额，故未有被确认。

或然负债不会被确认为准备，但会在财务报表附注中加以披露。如情况发生变化，使经济利益的流出变得很有可能时，则会将其确认为准备。

或然资产是指由过去已发生的事件引起的可能产生之资产，其存在将由一宗或多宗本集团所不能完全控制的未来不确定事件出现与否来确认。

或然资产不会被确认，但如有可能收到经济利益时，会在财务报表附注中披露。若将会收到之经济利益可被实质确定时，将确认为资产。

2.25 Contingent liabilities and contingent assets

A contingent liability is a possible obligation that arises from past events and whose existence will only be confirmed by the occurrence or non-occurrence of one or more uncertain future events not wholly within the control of the Group. It can also be a present obligation arising from past events that is not recognised because it is not probable that an outflow of economic resources will be required or the amount of obligation cannot be measured reliably.

A contingent liability is not recognised as a provision but is disclosed in the notes to the financial statements. When a change in the probability of an outflow occurs so that outflow is probable, it will then be recognised as a provision.

A contingent asset is a possible asset that arises from past events and whose existence will only be confirmed by the occurrence or non-occurrence of one or more uncertain future events not wholly within the control of the Group.

Contingent assets are not recognised but are disclosed in the notes to the financial statements when an inflow of economic benefits is probable. When the inflow is virtually certain, it will be recognised as an asset.

财务报表附注 (续) Notes to the Financial Statements (continued)

2. 重要会计政策 (续) 2. Material accounting policies (continued)

2.26 有关连人士

就此等财务报表而言，若一方人士(i)能控制、共同控制本集团、或对本集团有重大影响力；(ii)与本集团同属一财务报告集团的成员，例如：母公司、附属公司、同系附属公司；(iii)为本集团或母公司集团中的联营公司或合资企业；(iv)为本集团或母公司的主要高层人员；(v)与本集团受到共同控制；(vi)被识别为受第(iv)类人士所控制的企业；及(vii)向本集团或本集团之母公司提供主要管理人员服务，则该等人士被视为有关连人士。有关连人士可为个人或企业。

2.26 Related parties

For the purposes of these financial statements, a party is considered to be related to the Group if that party (i) controls, jointly controls or has significant influence over the Group; (ii) is a member of the same financial reporting group, such as parents, subsidiaries and fellow subsidiaries; (iii) is an associate or a joint venture of the Group or parent reporting group; (iv) is a key management personnel of the Group or parents; (v) is subject to common control with the Group; (vi) is an entity in which a person identified in (iv) controls; and (vii) provides key management personnel services to the Group or its parent. Related parties may be individuals or entities.

财务报表附注（续） Notes to the Financial Statements (continued)

3. 应用会计政策时之重大估计及判断 3. Critical estimates and judgements in applying accounting policies

本集团作出的估计和假设通常会影响下一会计结算日的资产和负债的账面价值。该等估计及判断是根据过往历史经验及于有关情况下被认为合理之其他因素，包括对未来事件的预期而作出，并会持续接受评估。对因必要的估计及判断转变，而会影响其账面价值的资产及负债项目范围，将列示如下。如可厘定，重要假设或其他估量所存在之不明朗因素及其转变所带来之影响将于以下列出。而未来有可能根据实际情况的变化对这些估计做出重大调整。

3.1 客户贷款的减值准备

本集团至少每季对信贷组合的减值损失情况进行一次评估。按香港财务报告准则第9号要求，量度不同类别金融资产的减值损失皆涉及判断，特别是在估计未来现金流的金額及时间和抵押品价值，以及评估信贷风险显著上升之情况。这些估计受多项因素影响，此等因素的改变会导致不同水平的准备金。

本集团的预期信用损失是采用复杂模型计算，选取的变数及其相互依存关系存在一系列的假设。在考虑可行性和可用性的情况后，本集团会利用在附注4.1的参数建立预期信用损失模型用于第一阶段和第二阶段敞口。预期信用损失模型考虑之会计判断及估计包括以下元素：

The Group makes estimates and assumptions that affect the carrying amounts of assets and liabilities within the next reporting period. Estimates and judgements are continually evaluated and based on historical experience and other factors, including expectations of future events that are believed to be reasonable under the circumstances. Areas susceptible to changes in essential estimates and judgements, which affect the carrying amount of assets and liabilities, are set out below. The effects of changes to either the key assumptions or other estimation uncertainties are presented below if it is practicable to determine. It is possible that actual results may require material adjustments to the estimates referred to below.

3.1 Impairment losses on advances to customers

The Group reviews its credit portfolios to assess impairment at least on a quarterly basis. Under HKFRS 9, the measurement of impairment losses across all categories of financial asset requires judgement, in particular, the estimation of the amount and timing of future cash flows and collateral values when determining impairment losses and the assessment of a significant increase in credit risk. These estimates are driven by a number of factors, changes of which can result in different levels of allowances.

The Group's ECL calculations are outputs of complex models. The choice of variable inputs and their interdependencies involves a series of assumptions. ECL models for stage 1 and stage 2 exposures are developed by leveraging on the parameters implemented under Note 4.1, where feasible and available. Elements of the ECL models that are considered accounting judgements and estimates include:

财务报表附注 (续) Notes to the Financial Statements (continued)

3. 应用会计政策时之重大估计及判断 (续) 3. Critical estimates and judgements in applying accounting policies (continued)

3.1 客户贷款的减值准备 (续)

- 本集团内部信贷评级模型，以定出个别评级对应之违约概率；
- 在评估信贷是否已出现显著恶化导致相关之金融资产需按整个存续期计提预期信用损失准备金时，所采用的集团标准（包括内部评级下降、逾期天数、市场划价下跌及定性评估）；
- 当采用组合模式评估金融资产之预期信用损失时，根据信贷风险特征（组合包括主权、银行、企业、零售中小企、住宅按揭贷款及信用卡）对金融资产所进行之组合划分；
- 预期信用损失模型的构建，包括对宏观经济情境的预测（包括本地生产总值增长、消费者物价指数、物业价格指数和失业率），以及其对违约概率、违约损失率及违约风险承担的影响；以及
- 对前瞻性宏观经济情境（包括良好、基础、低迷及另类四个独立情景）的选择及其加权概率。

就信用减值敞口而言，预期信用损失通过估计未来可收回的现金流量单项计量。可能影响该估计的因素包括但不限于以下内容：特定借款人及其担保人财务信息的详尽程度、借款人同行业竞争者相关信息的可获得性、行业发展趋势与特定借款人未来经营表现之间的相关度，以及变现抵押品可回收的现金流量等。

3.1 Impairment losses on advances to customers (continued)

- The Group's internal credit rating models, which assign Probability of Defaults to the individual ratings;
- The Group's significant credit deterioration criteria (including internal credit rating downgrade, days past due, drop in Mark-to-Market and qualitative assessment) for assessing whether the financial assets' impairment allowances should be measured on a lifetime ECL basis;
- The segmentation of financial assets according to credit risk characteristics (portfolios including Sovereign, Bank, Corporates, Retail Small Medium-sized Enterprise, Residential Mortgage Loan and Credit Card) when their ECLs are assessed on a collective basis;
- Development of ECL models, including the determination of macroeconomic factor forecasts (including Gross Domestic Product growth, Consumer Price Index, Property Price Index and Unemployment Rate) and the effect on Probability of Defaults, Loss Given Defaults and Exposure at Defaults; and
- Selection of forward-looking macroeconomic scenarios (including four independent scenarios i.e. good, baseline, bad and alternative) and their probability weightings.

In respect of credit-impaired exposures, expected credit losses are measured on an individual basis by estimating the future recoverable cash flows. Factors affecting this estimate include, among other things, the granularity of financial information related to specific borrowers and their guarantors, the availability of meaningful information of competitors and the relevance of sector trends to the future performance of specific borrowers and cash flows from the sale of collateral.

财务报表附注 (续) Notes to the Financial Statements (continued)

3. 应用会计政策时之重大估计及判断 (续) 3. Critical estimates and judgements in applying accounting policies (continued)

3.1 客户贷款的减值准备 (续)

本集团政策规定需定期按实际损失经验重检有关模型, 在需要时进行模型调整。

截至2024年12月31日的客户贷款之账面值已列示于附注23。

3.2 金融工具的公平值

没有活跃市场报价之金融工具, 其公平值会根据估值方法厘定。所采用之估值方法包括使用近期公平市场交易价格, 贴现现金流量分析, 以及从外间购入, 并被业内广泛采用之财务分析或风险管理系统之内置模型, 如期权定价模型, 及其他普遍使用的市场定价模型。在实际操作可行的情况下, 定价模型会采用可观察数据。若估值模型未有考虑某些因素, 如信贷风险, 估值调整将有可能被采用。选用适合的估值参数、假设和模型技术需要管理层的判断和估计。

本集团通过常规的复核和审批程序对估值技术所采用的假设和估计进行评估, 包括检查模型的假设条件和定价因素, 模型假设条件的变化, 市场参数性质, 市场是否活跃, 未被模型涵盖的公平值调整因素, 以及各期间估值技术运用的一致性。估值技术经过有效性测试并被定期检验, 且在适当情况下进行更新以反映财务报告日的市场情况。具体详情可参阅附注5。

3.1 Impairment losses on advances to customers (continued)

It has been the Group's policy to regularly review its models in the context of actual loss experience and adjust when necessary.

Carrying amounts of advances to customers as at 31 December 2024 are shown in Note 23.

3.2 Fair values of financial instruments

The fair values of financial instruments that are not quoted in active markets are determined by using valuation techniques. Valuation techniques used include the use of recent arm's length transactions, discounted cash flows analysis and models with built-in functions available in externally acquired financial analysis or risk management systems widely used by the industry such as option pricing models, and other commonly used market pricing models. To the extent practical, the models use observable data. In addition, valuation adjustments may be adopted if factors such as credit risk are not considered in the valuation models. Management judgement and estimates are required for the selection of appropriate valuation parameters, assumptions and modelling techniques.

The Group assesses assumptions and estimates used in valuation techniques including review of valuation model assumptions and characteristics, changes to model assumptions, the quality of market data, whether markets are active or inactive, other fair value adjustments not specifically captured by models and consistency of application of techniques between reporting periods as part of its normal review and approval processes. Valuation techniques are validated and periodically reviewed and, where appropriate, have been updated to reflect market conditions at the financial reporting date. Further details will be discussed in Note 5.

财务报表附注 (续) Notes to the Financial Statements (continued)

3. 应用会计政策时之重大估计及判断 (续) 3. Critical estimates and judgements in applying accounting policies (continued)

3.3 递延税项资产

按未使用的税务亏损及税务抵免而确认之递延税项资产，在厘定其金额时需要管理层作出重大判断。按未使用的税务亏损而确认之递延税项资产乃以预计可被运用作抵扣该等亏损之应税溢利金额为限，厘定递延税项资产的确认金额时，需判断基于未来最有可能产生应税溢利的时间及其金额。就税务抵免之递延税项资产而言，需根据对可运用的税务抵免之估算及收回此等已确认之递延税项资产的可能性而作出判断。

3.4 确定租赁的租赁期

本集团确定的租赁期为租赁之不可撤销的期限，以及合理确定会行使的续租权或合理确定不会行使的终止权所涵盖的任何期限。

本集团在部分租约下可选择续租资产的额外时期为3至9年。于租赁开始日，本集团会作出判断以评估能否合理确定集团将行使续租权。在此评估过程中，集团会考虑所有构成行使续租权之经济诱因的相关因素。在租约生效日期之后，如有在本集团的控制范围内发生重大事件或情况发生变化并影响集团行使(或不行使)续租之选择权(例如：业务策略变更)，则本集团会重新评估租赁期。

于2024年12月31日的使用权资产账面值已列示于附注27。

3.3 Deferred tax assets

Deferred tax assets on unused tax losses and unused tax credits are recognised and the determination of the amount to be recognised requires significant management judgement. Deferred tax asset on unused tax losses are recognised to the extent that it is probable that taxable profit will be available against which the losses can be utilised. Judgement is required to determine the amount of deferred tax assets that can be recognised, based upon the likely timing and level of future taxable profits. For deferred tax assets on unused tax credits, judgement is required to determine the amount of deferred tax assets that can be recognised, based upon the estimation of available tax credits and the possibility to recover such deferred tax assets recognised.

3.4 Determination of lease terms of leases

The Group determines the lease term as the non-cancellable term of the lease, together with any periods covered by an option to extend the lease if it is reasonably certain to be exercised, or any periods covered by an option to terminate the lease, if it is reasonably certain not to be exercised.

The Group has the option, under some of its leases, to renew the leases for additional terms of three to nine years. The Group applies judgement in evaluating whether it is reasonably certain to exercise the option on the lease commencement date. During the evaluation, the Group considers all relevant factors that create an economic incentive for it to exercise the renewal option. After the commencement date, the Group reassesses the lease term if there is a significant event or change in circumstances that is within its control and affects its ability to exercise (or not to exercise) the option to renew (e.g. a change in business strategy).

Carrying amounts of right-of-use assets as at 31 December 2024 are shown in Note 27.

财务报表附注（续） Notes to the Financial Statements (continued)

4. 金融风险管理

本集团因从事各类业务而涉及金融风险。主要金融风险包括信贷风险、市场风险（包括外汇风险及利率风险）及流动资金风险。本附注概述本集团的这些风险承担，以及其目标、风险管理的管治架构、政策与程序及量度这些风险的方法。

金融风险管理架构

本集团风险管理管治架构覆盖业务发展的全部过程，以保证在业务经营中的各类风险都能得到有效管理及控制。本集团拥有完善的风险管理架构，并有一套全面的风险管理政策及程序，用以识别、量度、监察及控制可能出现的各类风险。本集团亦定期重检及更新风险管理政策及程序，以配合市场及业务策略的转变。不同层面的风险承担者分别负责与其相关的风险管理责任。

董事会代表着股东的利益，是本集团风险管理的最高决策机构，并对风险管理负最终责任。董事会在其属下委员会的协助下，负责确定本集团的风险管理策略、风险偏好和风险文化，并确保本集团具备有效的风险管理系统以落实执行有关策略。

风险委员会是董事会成立的常设委员会，负责监察本集团的全面及各类风险；审批第一层风险管理政策，并监督其执行；审批重大的或高风险的风险承担或交易。审计委员会协助董事会履行内部监控系统的监控职责。

4. Financial risk management

The Group is exposed to financial risks as a result of engaging in a variety of business activities. The principal financial risks are credit risk, market risk (including currency risk and interest rate risk) and liquidity risk. This note summarises the Group's exposures to these risks, as well as its objectives, risk management governance structure, policies and processes for managing and the methods used to measure these risks.

Financial risk management framework

The Group's risk management governance structure is designed to cover all business processes and to ensure various risks are properly managed and controlled in the course of conducting business. The Group has a robust risk management organisational structure with a comprehensive set of policies and procedures to identify, measure, monitor and control various risks that may arise. These risk management policies and procedures are regularly reviewed and updated to reflect changes in markets and business strategies. Various groups of risk takers assume their respective responsibilities for risk management.

The Board of Directors, representing the interests of shareholders, is the highest decision-making authority of the Group and has the ultimate responsibility for risk management. The Board, with the assistance of its committees, has the primary responsibility for the formulation of risk management strategies, risk appetite and risk culture and ensuring that the Group has an effective risk management system to implement these strategies.

The Risk Committee ("RC"), a standing committee established by the Board of Directors, is responsible for overseeing the Group's comprehensive risk and various types of risks, approving Level I risk management policies and monitoring their implementation, and approving significant or high risk exposures or transactions. The Audit Committee assists the Board in fulfilling its role in overseeing the internal control system.

财务报表附注 (续) Notes to the Financial Statements (continued)

4. 金融风险管理 (续) 4. Financial risk management (continued)

金融风险管理架构 (续)

高层管理人员承担全面风险管理和各类风险管理的实施责任。总裁负责管理本集团的全面风险及各类风险，在董事会授权范围内审批重大风险承担或交易。副总裁负责协助总裁履行日常管理各类风险的职责，在总裁授权范围内审批重大风险承担或交易。风险总监协助总裁履行日常管理各类风险以及内控的职责，负责提出新的风险管理策略、项目和措施以配合监管要求的变化，从而更好地监察及管理新业务、产品及营运环境转变而引致的风险；并在授权范围内负责审核重大风险承担或交易。各高层管理人员在董事会批准的风险管理政策分层原则下，负责审批其主管业务范围的风险管理办法。

本集团的不同单位都有其相应的风险管理责任。业务单位是风险管理的第一道防线，而风险管理单位则是风险管理的第二道防线，独立于业务单位，负责各类风险的日常管理，以及草拟、检查和更新各类风险管理政策和程序。

本集团的主要附属银行亦采用与本集团一致的风险管理政策。中银香港风险管理单位按照各自分工，监督附属公司的相关风险管理情况。

本集团建立了合适的内部控制程序，包括设立权责分立清晰的组织架构，以监察业务运作是否符合既定政策、程序及限额。适当的汇报机制也充分地使监控职能独立于业务范畴，同时促成机构内适当的职责分工，有助营造适当的内部控制环境。

Financial risk management framework (continued)

The senior management is responsible for the implementation of comprehensive risk management and various types of risk management. The Chief Executive ("CE") is responsible for managing the Group's comprehensive and various types of risks, and approving material risk exposures or transactions within his authority delegated by the Board of Directors. The Deputy Chief Executives ("DCEs") assist the CE in fulfilling his responsibilities on the day-to-day management of various types of risk, and are responsible for approving material risk exposures or transactions within their authorities delegated by the CE. The Chief Risk Officer ("CRO") assists the CE in fulfilling his responsibilities on day-to-day management of various types of risks and internal control; responsible for initiating new risk management strategies, projects and measures in response to regulatory changes that will enable the Group to better monitor and manage any risks that may arise from time to time from new businesses, products and changes in the operating environment and responsible for reviewing material risk exposures or transactions within the delegated authority. In accordance with the principle of setting the hierarchy of risk management policies approved by the Board, senior management is responsible for approving the detailed risk management policies of their areas.

Various units of the Group have their respective risk management responsibilities. Business units act as the first line of defence while risk management units, which are the second line of defence and are independent from the business units, are responsible for the day-to-day management of different kinds of risks. Risk management units have the primary responsibility for drafting, reviewing and updating various risk management policies and procedures.

The Group's principal banking subsidiaries are subjected to risk management policies that are consistent with those of the Group. Risk management units of BOCHK monitor the risk management status of these subsidiaries.

The Group has put in place appropriate internal control systems, including the establishment of an organisation structure that sets clear lines of authority and responsibility for monitoring compliance with policies, procedures and limits. Proper reporting lines also provide sufficient independence of the control functions from the business areas, as well as adequate segregation of duties throughout the organisation which helps to promote an appropriate internal control environment.

财务报表附注 (续) Notes to the Financial Statements (continued)

4. 金融风险管理 (续) 4. Financial risk management (continued)

产品开发及风险监控

为了提高风险评估及监控工作的有效性，本集团建立了一套完善的产品开发及风险监控管理制度。在产品开发过程中，本集团各单位具有清晰的职责及分工，并制定了适当的风险尽职审查程序。

根据董事会及管理层提出的发展目标，产品管理单位负责提出相应的业务发展和产品开发计划，进行具体的产品开发工作。策略发展部门负责确保业务发展和产品开发计划符合集团整体策略；风险管理、法律、合规及财务等方面的专责部门负责对风险评估结果进行审核。

除负责单位内产品开发及现有产品持续监控的管理工作外，产品管理单位负责识别和评估新产品及现有产品所涉及的各项风险。风险管理单位需要对产品的风险评估结果和风险管理措施进行独立审查，只有在风险管理单位满意尽职审查结果，有关产品才可推出市场。

对于提供予客户的财资产品则采纳更审慎的方法，所有新的财资产品在推出前，都必须经由专责委员会审批同意通过。

4.1 信贷风险

信贷风险指因客户或交易对手未能或不愿意履行偿债责任而造成损失的风险。本集团的交易账和银行账、以及资产负债表内和表外之交易均存在这种风险。信贷风险主要来自借贷、贸易融资及资金业务。

Product development and risk monitoring

To ensure the effectiveness of risk assessment and monitoring, the Group has a comprehensive product development and risk monitoring system where roles and responsibilities of all related units are clearly defined and proper due diligence processes on product development are in place.

In accordance with the strategic objectives set by the Board and the Management, respective product management units are responsible for formulating business and product development plans, and proceeding to specific product development activities. The department of strategic development shall ensure the plans are aligned with the Group's overall strategies. Departments that are responsible for risk management, legal, compliance and finance, etc. are accountable for review of the risk assessment results.

Apart from product development and ongoing monitoring on existing products, respective product management units shall identify and assess the risks of new products and existing products. Risk management units shall conduct independent review on the product risk assessment results and the corresponding risk management measures. Products can only be launched upon completion of the product due diligence process to the satisfaction of all risk management units.

A prudent approach is adopted in offering treasury products to our clients. All new treasury products require approval from a dedicated committee before launching.

4.1 Credit risk

Credit risk is the risk of loss that a customer or counterparty is unable to or unwilling to meet its contractual obligations. Credit risk exists in the trading book and banking book, as well as from on- and off-balance sheet transactions of the Group. It arises principally from lending, trade finance and treasury businesses.

财务报表附注（续） Notes to the Financial Statements (continued)

4. 金融风险管理（续） 4. Financial risk management (continued)

4.1 信贷风险（续）

信贷风险管理架构

本集团制定了一套全面的信贷风险管理政策与程序和恰当的信贷风险限额，用以管理及控制信贷风险。本集团定期重检及更新该等政策与程序及信贷风险限额，以配合市场及业务策略的转变。

本集团的组织架构制定了明确的授权及职责，以监控遵守政策、程序及限额的情况。

信贷风险总监负责主持各类信贷风险管理工作，直接向风险总监汇报，并在与本集团制定的信贷风险管理原则及要求一致前提下管控附属机构的信贷风险承担。本集团的不同单位都有其相应的信贷风险管理责任。业务单位是风险管理的第一道防线，而风险管理部则独立于业务单位，负责信贷风险的日常管理，对信贷风险的识别、量度、监督和控制做独立的尽职调查，确保有效的制约与平衡，以及草拟、检查和更新信贷风险管理政策与程序。风险管理部同时负责设计、开发及维护本集团的内部评级体系，并确保符合相关的监管要求。后线支援单位负责授信执行、对落实发放贷款前条件提供操作支援及监督。

根据本集团的营运总则，本集团的主要附属机构制定与本集团核心原则一致的信贷风险管理政策。这些附属机构须定期向本集团管理层提交风险管理报告。

4.1 Credit risk (continued)

Credit risk management framework

The Group has formulated a comprehensive set of credit risk management policies and procedures, and appropriate credit risk limits to manage and control credit risk that may arise. These policies, procedures and credit risk limits are regularly reviewed and updated to cope with changes in market conditions and business strategies.

The Group's organisation structure establishes a clear set of authority and responsibility for monitoring compliance with policies, procedures and limits.

The Chief Credit Officer, who reports directly to the CRO, takes charge of credit risk management and is also responsible for the control of credit risk exposures of subsidiaries in line with the credit risk management principles and requirements set by the Group. Various units of the Group have their respective credit risk management responsibilities. Business units act as the first line of defence in risk management. The Risk Management Department ("RMD"), which is independent from the business units, is responsible for the day-to-day management of credit risks and provides an independent due diligence through identifying, measuring, monitoring and controlling credit risk to ensure an effective checks and balances, as well as drafting, reviewing and updating credit risk management policies and procedures. It is also responsible for the design, development and maintenance of the Group's internal rating system and ensures the system complies with the relevant regulatory requirements. Back offices are responsible for credit administration, providing operations support and supervision on the implementation of prerequisite terms and conditions of credit facilities.

In accordance with the Group's operating principle, the Group's principal subsidiaries have to formulate their own credit risk policies that are consistent with those of the Group's core principle. These subsidiaries are required to submit their risk management reports to the Group's Management on a regular basis.

财务报表附注 (续) Notes to the Financial Statements (continued)

4. 金融风险管理 (续) 4. Financial risk management (continued)

4.1 信贷风险 (续)

信贷风险管理架构 (续)

总裁在董事会授予之信贷审批权限内按管理需要转授权予相关下级人员。本集团按照信贷业务性质、评级、交易风险的程度、信贷风险承担大小, 设置信贷业务的审批权限。

信贷风险评估及监控

因应迅速变化的市场情况, 本集团已持续重检信贷策略, 并对关注的组合开展严格的信贷重检。

贷款

不同客户、交易对手或交易会根据其风险程度采用不同的信贷审批及监控程序。信贷评审委员会由信贷和其他业务专家组成, 负责对副总裁级或以上人员审批的重大信贷申请进行独立评审。非零售风险承担信贷申请由风险管理单位进行独立审核、客观评估, 并确定债务人评级(按照违约概率程度)和授信等级(按照违约损失率程度)以支持信贷审批。零售信贷交易包括零售风险承担下的小企业贷款、住宅按揭贷款、私人贷款及信用卡等利用零售内部评级系统进行信贷风险评估。本集团会应用贷款分类级别、债务人评级、授信等级和损失预测结果(如适用)于支持信贷审批。

4.1 Credit risk (continued)

Credit risk management framework (continued)

The Board of Directors delegates credit approval authority to the CE. The CE can further delegate to the subordinates within his limit authorised by the Board of Directors. The Group sets the limits of credit approval authority according to the credit business nature, rating, the level of transaction risk, and the extent of the credit exposure.

Credit risk measurement and control

In view of the rapidly changing market conditions, the Group has been continuously revisiting its credit strategies and conducting rigorous reviews on the concerned portfolios.

Advances

Different credit approval and control procedures are adopted according to the level of risk associated with the customer, counterparty or transaction. The Credit Risk Assessment Committee, comprising experts from credit and other functions, is responsible for making an independent assessment of material credit applications which require the approval of DCEs or above. Credit applications for non-retail exposures are independently reviewed and objectively assessed by risk management units. Obligor ratings (in terms of probability of default) and facility ratings (in terms of loss given default) are assigned to these portfolios to support credit approval. Retail internal rating systems are deployed in the risk assessment of retail credit transactions, including small business loans under retail exposures, residential mortgage loans, personal loans and credit cards, etc. Loan grades, obligor and facility ratings as well as loss estimates (if applicable) are used to support credit approval.

财务报表附注 (续) Notes to the Financial Statements (continued)

4. 金融风险管理 (续) 4. Financial risk management (continued)

4.1 信贷风险 (续)

信贷风险评估及监控 (续)

贷款 (续)

本集团亦会应用贷款分类级别、债务人评级和损失预测结果 (如适用) 于支持信贷监控、信贷风险报告及分析。对于非零售风险承担, 本集团会对较高风险的客户采取更频繁的评级重检及更密切的监控; 对于零售风险承担则会在组合层面应用每月更新的内部评级及损失预测结果进行监察, 对识别为高风险组别客户, 会进行更全面检讨。

本集团使用的内部评级总尺度表能与标准普尔 (Standard & Poor's) 外部信用评级相对应。该内部评级总尺度表结构符合香港《银行业条例》项下《银行业 (资本) 规则》的要求。

风险管理部定期提供信贷风险管理报告, 并按管理委员会、风险委员会及董事会的特别要求, 提供专题报告, 以供其持续监控信贷风险。

本集团也会按照行业、地区、客户或交易对手等维度识别信贷风险集中度, 并监察每一交易对手信贷风险、信贷资产组合质素、信贷风险集中度的变化, 定期向本集团管理层汇报。

4.1 Credit risk (continued)

Credit risk measurement and control (continued)

Advances (continued)

The Group also uses loan grades, obligor ratings and loss estimates (if applicable) to support credit monitoring, reporting and analysis of credit risk information. For non-retail exposures, more frequent rating review and closer monitoring are required for higher-risk customers. For retail exposures, monthly updated internal ratings and loss estimates are used for credit monitoring on a portfolio basis. More comprehensive review is required for obligors being identified under high-risk pools.

The Group employs an internal master rating scale that can be mapped to Standard & Poor's external credit ratings. The structure of internal master rating scale is in compliance with the requirement of the Banking (Capital) Rules under the Hong Kong Banking Ordinance.

The RMD provides regular credit management information reports and ad hoc reports to the Management Committee ("MC"), the RC and Board of Directors to facilitate their continuous monitoring of credit risk.

In addition, the Group identifies credit concentration risk by industry, geography, customer or counterparty. The Group monitors changes to every counterparties credit risk, quality of the credit portfolio and credit risk concentrations, and reports regularly to the Group's Management.

财务报表附注 (续) Notes to the Financial Statements (continued)

4. 金融风险管理 (续) 4. Financial risk management (continued)

4.1 信贷风险 (续)

信贷风险评估及监控 (续)

贷款 (续)

本集团参照金管局贷款分类制度的指引, 实施信贷资产的五级分类如下:

「合格」是指借款人目前有履行还款责任的贷款, 同时全数偿还利息及本金的机会也不成疑问。

「需要关注」是指借款人正面对困难, 可能会影响本集团收回贷款的本金及利息。现时并未预期出现最终损失, 但如不利情况持续, 有可能出现最终损失。

「次级」是指借款人正出现明显问题, 以致可能影响还款的贷款。

「呆滞」是指不大可能全数收回, 而本集团在扣除抵押品的可变现净值后预计会承受本金和 / 或利息亏损的贷款。

「亏损」是指用尽所有追讨欠款方法后 (如变卖抵押品、提出法律诉讼等) 仍被视为无法收回的贷款。

如经评估金融资产的收回机会渺茫, 或无合理预期可全额收回, 本集团对相关金融资产进行全部或部分撤销。有抵押金融资产的抵押品已出售变现后的余额, 如已无法收回时也进行撤销。

4.1 Credit risk (continued)

Credit risk measurement and control (continued)

Advances (continued)

The Group adopts loan grading criteria which divide credit assets into five categories with reference to the HKMA's guidelines, as below:

“Pass” represents loans where the borrower is current in meeting its repayment obligations and full repayment of interest and principal is not in doubt.

“Special Mention” represents loans where the borrower is experiencing difficulties which may threaten the Group's recoverability of the loan principal and interest. Ultimate loss is not expected at this stage but could occur if adverse conditions persist.

“Substandard” represents loans where the borrower displays a definable weakness that is likely to jeopardise repayment.

“Doubtful” represents loans where collection in full is improbable and the Group expects to sustain a loss of principal and/or interest, taking into account the net realisable value of the collateral.

“Loss” represents loans which are considered uncollectible after all collection options (such as the realisation of collateral or the institution of legal proceedings) have been exhausted.

The Group will write-off the financial assets, either partially or in full, when there is no realistic prospect of recovery or reasonable expectation of full recovery upon assessment. After realisation of the collateral of secured financial assets, the net value of the financial assets will be written-off if there is no prospect of recovery.

财务报表附注 (续) Notes to the Financial Statements (continued)

4. 金融风险管理 (续) 4. Financial risk management (continued)

4.1 信贷风险 (续)

信贷风险评估及监控 (续)

债务证券及衍生产品

对于债务证券的投资，本集团会应用债务人评级或外部信用评级及设定客户及证券发行人信贷限额，以管理投资的信贷风险。对于衍生产品，本集团会采用客户限额及采用与贷款一致的审批及监控程序管理信贷风险，并制定持续监控及止损程序。

结算风险主要来自交易对手相关外汇交易，以及来自任何以现金、证券或股票支付但未能如期相应收回该交易对手的现金、证券或股票的衍生产品交易。本集团对各交易对手或客户制定每日结算限额，以涵盖任何单一日子本集团的交易而产生的所有结算风险。

当发生一项或多项事件对金融工具的未来现金流产生不利的影响，例如超过 90 天以上逾期，或借款人可能无法全额支付本集团的债务，有关金融工具将视为违约金融工具。

信贷减值金融工具被确定为第三阶段需按整个存续期计提预期信用损失。根据以下可观察证据来决定金融工具是信贷减值：

- 借款人出现重大的财务困难；

4.1 Credit risk (continued)

Credit risk measurement and control (continued)

Debt securities and derivatives

For investments in debt securities, the obligor ratings or external credit ratings and credit limits setting on customer/security issuer basis are used for managing credit risk associated with the investment. For derivatives, the Group sets customer limits to manage the credit risk involved and follows the same approval and control processes as applied for advances. On-going monitoring and stop-loss procedures are established.

Settlement risk arises mainly from foreign exchange transactions with counterparties and also from derivative transactions in any situation where a payment in cash, securities or equities is made in the expectation of a corresponding receipt in cash, securities or equities. Daily settlement limits are established for each counterparty or customer to cover all settlement risks arising from the Group's market transactions on any single day.

Financial instruments are considered to be in default when one or more events that have a detrimental impact on the estimated future cash flows occurred such as past due for more than 90 days or the borrower is unlikely to pay in full for its debt obligations to the Group.

Credit-impaired financial instruments are classified as Stage 3 and lifetime expected credit losses will be recognised. Evidence that a financial instrument is credit-impaired include observable data about the following events:

- Significant financial difficulty incurred by the borrower;

财务报表附注 (续) Notes to the Financial Statements (continued)

4. 金融风险管理 (续) 4. Financial risk management (continued)

4.1 信贷风险 (续)

信贷风险评估及监控 (续)

- 出现违约事件，例如不履行或逾期偿还本金或利息；
- 当借款人出现财务困难，本集团基于经济或契约因素考虑而特别给予借款人贷款条件上的优惠；
- 有证据显示借款人将会破产或进行财务重整；
- 以大幅折扣购买或源生一项金融资产，该折扣反映了发生信用损失的事实；或
- 其他可观察证据反映有关金融工具的未来现金流将会出现明显下降。

预期信用损失(ECL)方法 论

对于减值评估，根据香港财务报告准则第9号引入减值模型，其要求对以摊余成本计量及以公允价值变化计入其他全面收益计量的金融工具，确认其预期信用损失(ECL)。在香港财务报告准则第9号下，预期信用损失分类为三个阶段进行评估，而金融资产、贷款承诺及财务担保需在三个阶段中归类为其中一个阶段。

第一阶段：如果金融工具在初始日起不属信贷减值资产，以及在初始确认后信贷风险没有出现显著增加的情况，减值准备为12个月内的预期信用损失；

4.1 Credit risk (continued)

Credit risk measurement and control (continued)

- A breach of contract, such as a default or delinquency in principal or interest payment;
- For economic or contractual reasons related to the borrower's financial difficulty, the Group has granted to the borrower a concession that it would not otherwise consider;
- Probable that the borrower will become bankrupt or undergo other financial reorganisation;
- The purchase or origination of a financial asset at a deep discount that reflects the incurred credit losses; or
- Other observable data indicating that there is a measurable decrease in the estimated future cash flows from such financial instruments.

Expected Credit Loss ("ECL") Methodology

For impairment assessment, an impairment model is introduced in compliance with HKFRS 9, it requires the recognition of ECL for financial instruments held at amortised cost and fair value through other comprehensive income. Under HKFRS 9, ECL is assessed in three stages and the financial assets, loan commitments and financial guarantees are classified in one of the three stages.

Stage 1: if the financial instruments are not credit-impaired during origination and their credit risk has not increased significantly since origination, and the impairment allowance is measured at an amount up to 12-month ECL;

财务报表附注 (续) Notes to the Financial Statements (continued)

4. 金融风险管理 (续) 4. Financial risk management (continued)

4.1 信贷风险 (续)

预期信用损失(ECL)方法 论 (续)

第二阶段：如果金融工具在初始日起不属信贷减值资产，但在初始确认后信贷风险出现显著增加的情况，减值准备为整个存续期的预期信用损失；

第三阶段：如果金融工具为信贷减值资产，且未来现金流量已受到一项或多项事件的不良影响，减值准备为整个存续期的预期信用损失。

本集团已建立重大信贷风险恶化条件框架来判断各金融工具的所属阶段，此框架包括定量及定性的评估，考虑因素例如逾期天数、内部评级变化、低信贷风险门槛及监察名单等。

内部评级模型的客户信贷评级分为 27 级，最低的信贷评级（即第 27 级）属违约客户，而其他的信贷评级则为非违约客户。判断重大信贷风险恶化的定量标准及定性评估包括：

定量标准

- 未能在合同到期日后三十日内支付本金或利息；
- 于报告日，当剩余存续期的违约概率较初始确认时违约概率已上升超过一定幅度，反映于客户的信贷评级自初始确认后下跌至相应水平，将视为信贷风险显著增加。大多数情况下，当客户的信贷评级下降 5 个等级时，信贷风险已显著增加。

4.1 Credit risk (continued)

Expected Credit Loss (“ECL”) Methodology (continued)

Stage 2: if the financial instruments are not credit-impaired during origination but their credit risk has increased significantly since origination, and the impairment allowance is measured at an amount equal to the lifetime ECL;

Stage 3: if the financial instruments are credit-impaired and their future cash flows of that financial instruments are adversely affected by one or more events, and the impairment allowance is measured at an amount equal to the lifetime ECL.

The Group has established the significant credit deterioration criteria framework to determine the stage of the financial instruments. The framework incorporates both quantitative and qualitative assessment, taking into account of factors such as number of days past due, change in IRB rating, low credit risk threshold and the watchlist.

The customer credit ratings in the internal model are classified into 27 grades. The lowest (27th) credit grading equates to defaulted customers while the others are assigned to non-defaulted customers. The quantitative and qualitative criteria considered in determining significant credit deterioration include:

Quantitative criteria

- Failure to make payments of principal or interest 30 days after the contractual due dates;
- At the reporting date, the credit risk is deemed to increase significantly when the remaining lifetime PD rises by more than a certain range from initial recognition, and reflected as a drop in customer’s credit rating by corresponding level according to the different PD at initial recognition. In majority cases, there is a significant increase in credit risk when the customer’s credit rating drops by 5 grades.

财务报表附注 (续) Notes to the Financial Statements (continued)

4. 金融风险管理 (续) 4. Financial risk management (continued)

4.1 信贷风险 (续)

预期信用损失(ECL)方法 论 (续)

定性评估

- 债务人经营或财务状况发生显著不利变化;
- 出现信贷风险转差征兆的客户会被列入观察名单以重检其预期信用损失阶段。

本集团利用巴塞尔资本协定二的内部评级(IRB)模型及其他可行和可用内部模型的参数来评估预期信用损失。对于没有模型的组合,本集团则使用所有合理及有理据支持的资料,例如历史资料、相关损失经验或替代方法。而预期信用损失的计量是金融工具违约概率(PD)、违约损失率(LGD)和违约风险承担(EAD)于报告日以实际利率折现后的计算结果。

4.1 Credit risk (continued)

Expected Credit Loss ("ECL") Methodology (continued)

Qualitative criteria

- Significant adverse change in debtor's operations or financial status;
- Customers with sign of credit deterioration are put into watchlist for staging review.

The Group leverages the parameters implemented under Basel II IRB models and internal models where feasible and available to assess ECL. For the portfolios without models, all other reasonable and supportable information such as historical information, relevant loss experience or proxies are utilised. The measurement of ECL is the product of the financial instrument's probability of default ("PD"), loss given default ("LGD") and exposure at default ("EAD") discounted at the effective interest rate to the reporting date.

财务报表附注 (续) Notes to the Financial Statements (continued)

4. 金融风险管理 (续) 4. Financial risk management (continued)

4.1 信贷风险 (续)

预期信用损失(ECL)方法 论 (续)

预期信用损失是透过无偏颇及概率加权计算的金额, 而此金额是以一系列可能的结果、金额的时间价值, 以及过去事件、当前状况和未来经济状况预测的合理及有证据支持的资料进行评估。本集团在预期信用损失计量采用四个经济情景包括「良好」、「基础」、「低迷」及「另类」情景以满足香港财务报告准则第9号的要求。「基础」情景代表最可能的结果。「良好」和「低迷」情景则代表「基础」情景的估算偏差分布, 与「基础」情景相比, 此两个情景的结果较为乐观或悲观。而「另类」情景表示经济情况较「低迷」情景更为差, 此情景反映管理层对严重下行风险的观点, 以捕捉对管理层认为无法从预测和历史资料衍生的三个情景中(即「良好」、「基础」及「低迷」情景)得出, 而又可能会严重影响信贷组合表现及资产质素的特殊事件。

4.1 Credit risk (continued)

Expected Credit Loss ("ECL") Methodology (continued)

ECL is measured at an unbiased and probability-weighted amount that is determined by evaluating a range of possible outcomes, the time value of money and reasonable and supportable information about past events, current conditions and forecasts of future economic conditions. The Group adopts four economic scenarios in the ECL measurement, including "Good", "Baseline", "Bad" and "Alternative" scenarios, to meet the requirements of HKFRS 9. The "Baseline" scenario represents a most likely outcome. "Good" and "Bad" scenarios represent the estimated deviations of the "Baseline" scenario, which are either more optimistic or more pessimistic as compared with "Baseline" scenario. The "Alternative" scenario represents a more pessimistic scenario than the "Bad" scenario, to reflect the Management's view on severe downside risks of the idiosyncratic events that may have severe impact on the performance and asset quality of the credit portfolio, when the Management considers the risk cannot be fully reflected in the three scenarios (i.e. "Good", "Baseline" and "Bad" scenarios) derived from forecasts and historical data.

财务报表附注 (续) Notes to the Financial Statements (continued)

4. 金融风险管理 (续) 4. Financial risk management (continued)

4.1 信贷风险 (续)

预期信用损失(ECL)方法 论 (续)

「基础」及「另类」情景由本集团发展规划部提供。为确保情景合理和有理据支持，本集团亦使用历史数据、经济趋势、官方和非官方组织的外部经济预测等资料作为「基础」情景参考。至于「良好」情景和「低迷」情景，本集团参考历史宏观经济数据设定估算偏差。

「另类」情景反映管理层对经济分布范围尾端的审查，其中包含一系列风险事件，包括地缘政治加剧，叠加其他不确定性因素，全球供应链失衡，推高全球的通胀率，各国央行持续货币收紧政策及加息最终引致经济显著受压。

本集团在设定经济情景时，采用主要经营国家/地区的关键宏观经济因素，如本地生产总值增长，以及其他主要的宏观经济因素，如消费者物价指数、物业价格指数和失业率。这些宏观经济因素在预期信用损失统计分析和业务意见上，均具有相当重要意义。

每个情景所分配的概率加权反映本集团对经济环境的观点，贯彻本集团审慎及一贯的信贷策略，以确保减值准备的充足性。「基础」情景获分配较高的概率加权以反映最可能的结果，而「良好」、「低迷」和「另类」情景获分配较低的概率加权以反映较低可能的结果。于2024年12月，本集团「基础」情景的概率加权高于「良好」、「低迷」及「另类」情景之总和。

4.1 Credit risk (continued)

Expected Credit Loss (“ECL”) Methodology (continued)

The “Baseline” and “Alternative” scenarios are prepared by the Group’s Economics & Strategic Planning Department. Historical data, economic trend, external economic forecast from governmental and non-governmental organisation, etc. are also used as reference benchmarks to ensure the “Baseline” scenario is reasonable and supportable. For the “Good” and “Bad” scenarios, the Group makes reference to the historical macroeconomics data for estimating the deviations. The “Alternative” scenario reflects the Management’s review of the tail of the economic distribution, incorporating a number of risk events, including further escalation of geopolitical tensions coupled with other uncertainties, worsening of global supply chains, rising global inflation rate, the monetary tightening policy of Central Banks and interest rate hikes which eventually pose a significant pressure on economy.

The core macroeconomic factors in the major countries/regions where the Group operates such as Gross Domestic Product (“GDP”) growth, and other key macroeconomic factors such as Consumer Price Index, Property Price Index and Unemployment Rate are applied in the economic scenarios. These macroeconomic factors are considered important to the Group’s ECL in statistical analysis and business opinion.

The probability weight assigned for each scenario reflects the Group’s view for the economic environment, following the Group’s prudent and consistent credit strategy of ensuring the adequacy of impairment allowance. A higher probability weight is assigned to the “Baseline” scenario to reflect the most likely outcome and a lower probability weight is assigned to the “Good”, “Bad” and “Alternative” scenarios to reflect the less likely outcomes. As of December 2024, the probability weight of the Group’s “Baseline” scenario is higher than the sum of probability weight of “Good”, “Bad” and “Alternative” scenarios.

财务报表附注（续） Notes to the Financial Statements (continued)

4. 金融风险管理（续） 4. Financial risk management (continued)

4.1 信贷风险（续）

预期信用损失(ECL)方法论（续）

本集团用于评估预期信用损失的关键宏观经济因素：

4.1 Credit risk (continued)

Expected Credit Loss (“ECL”) Methodology (continued)

The core macroeconomic factor used by the Group to assess ECL:

宏观经济因素 Macroeconomic Factor	良好情景 Good Scenario	基础情景 Baseline Scenario	低迷情景 Bad Scenario	另类情景 Alternative Scenario
2025 年香港本地生产总值增长 2025 Hong Kong GDP Growth	6.00%	2.50%	-1.00%	-4.00%

预期信用损失的计算受宏观经济因素及经济情景所影响。原则上，若模型以较悲观的宏观经济因素进行评估或增加概率加权至「低迷」情景，将会导致预期信用损失上升。本集团根据既定机制每季度对预期信用损失模型所使用的宏观经济因素及经济情景的概率加权进行重检。

风险委员会负责审批预期信用损失方法论，管理层负责预期信用损失模型的应用。信贷风险管理负责维护预期信用损失方法论，包括常规性的模型重检及参数更新。独立模型验证团队负责每年的预期信用损失模型验证。如预期信用损失方法论有任何变更，本集团将按既定的程序进行审批。

于 2024 年 12 月 31 日，若 5% 的概率加权从「基础」情景转移至「低迷」情景，预期信用损失将会增加 1.67%（2023 年：1.21%）；若 5% 的概率加权从「基础」情景转移至「良好」情景，则将会减少 0.80%（2023 年：0.59%）。

The calculation of ECL is affected by macroeconomic factors and economic scenarios. In principle, an increase in ECL would be resulted if more pessimistic macroeconomic factors are applied in ECL assessment or a higher probability weight is assigned to the “Bad” scenario. The Group reviews the macroeconomic factors used in the ECL model and the probability weight of economic scenarios on a quarterly basis according to the established mechanism.

RC is responsible for approving ECL methodology and the Management is responsible for the ECL model implementation. Credit Risk Management is responsible for the maintenance of ECL methodology including models review and parameters update on a regular basis. Independent Model Validation Team is responsible for the annual validation of ECL models. If there is any change in ECL methodology, the Group will follow the proper approval process.

As at 31 December 2024, the ECL will be increased by 1.67% (2023: 1.21%) if 5% of the probability weight is shifted from “Baseline” scenario to “Bad” scenario; and will be decreased by 0.80% (2023: 0.59%) if 5% of the probability weight is shifted from “Baseline” scenario to “Good” scenario.

财务报表附注 (续) Notes to the Financial Statements (continued)

4. 金融风险管理 (续) 4. Financial risk management (continued)

4.1 信贷风险 (续)

抵押品及其他改善信贷条件

本集团制定抵押品估值及管理的信贷风险管理政策与程序, 明确抵押品的接受准则、法律有效性、贷款与估值比率、估损折扣比率、估值及保险等规定。本集团须定期重估抵押品价值, 并按抵押品种类、授信性质及风险状况而采用不同的估值频率及方式。物业抵押品是本集团主要押品, 本集团已建立机制包括利用指数以组合形式对物业进行估值。抵押品须购买保险并以本集团作为第一受益人。个人贷款以房地产、存款及证券作为主要抵押品; 工商贷款的抵押品包括房地产、证券、现金存款、船舶、飞机等。

对于由第三者提供担保的贷款, 本集团会评估担保人的财政状况、信贷纪录及履约能力。

于2024年12月31日, 本集团持有允许于借款人未违约情况下出售或再抵押之抵押品公平值为港币323.50亿元(2023年: 港币275.32亿元)。本集团并无出售或再抵押该等抵押品(2023年: 港币7.03亿元)。该等交易乃按反向回购及借入证券协议之一般及惯常条款进行。

4.1 Credit risk (continued)

Collateral held as security and other credit enhancements

The valuation and management of collateral have been documented in the credit risk management policies and procedures which cover acceptance criteria, validity of collateral, loan-to-value ratio, haircut ratio, valuation and insurance, etc. The collateral is revalued on a regular basis, though the frequency and the method used varies with the type of collateral involved and the nature and the risk of the underlying credit. The Group has established a mechanism to update the value of its main type of collateral, property collateral including the use of public indices on a portfolio basis. Collateral is insured with the Group as the primary beneficiary. In the personal sector, the main types of collateral are real estate, cash deposits and securities. In the commercial and industrial sector, the types of collateral include real estate, securities, cash deposits, vessels, aircraft, etc.

For loans guaranteed by a third party, the Group will assess the guarantor's financial condition, credit history and ability to meet obligations.

As at 31 December 2024, the fair value of collateral held by the Group that was permitted to sell or re-pledge in the absence of default by the borrower amounted to HK\$32,350 million (2023: HK\$27,532 million). The Group had not sold or re-pledged such collateral (2023: HK\$703 million). These transactions are conducted under terms that are usual and customary to reverse repurchase and securities borrowing agreements.

财务报表附注 (续) Notes to the Financial Statements (continued)

4. 金融风险管理 (续) 4. Financial risk management (continued)

4.1 信贷风险 (续)

(A) 信贷风险承担

本集团之最高信贷风险承担是未考虑任何抵押品或其他改善信贷条件的最大风险承担。对于资产负债表内资产,最高信贷风险承担相等于其账面值。对于开出担保函,最高信贷风险承担是被担保人要求本集团代为偿付债务的最高金额。对于贷款承诺及其他信贷有关负债,最高信贷风险承担为授信承诺的全额。

以下为所持抵押品及其他改善信贷条件的性质及其对本集团各类金融资产的财务影响。

在银行及其他金融机构之结余及定期存放

考虑到交易对手的性质,一般会视为低风险承担。因此一般不会就此等资产寻求抵押品。

以公允价值变化计入损益之金融资产及证券投资

一般不会就债务证券寻求抵押品。

4.1 Credit risk (continued)

(A) Credit exposures

The maximum credit exposure is the worst case scenario of exposure to the Group without taking into account any collateral held or other credit enhancements. For on-balance sheet assets, the maximum exposure to credit risk equals their carrying amount. For letters of guarantee issued, the maximum exposure to credit risk is the maximum amount that the Group could be required to pay if the guarantees are called upon. For loan commitment and other credit related liabilities, the maximum exposure to credit risk is the full amount of the committed facilities.

The nature of the collateral held and other credit enhancements and their financial effect to the different classes of the Group's financial assets are as follows.

Balances and placements with banks and other financial institutions

These exposures are generally considered to be low risk due to the nature of the counterparties. Collateral is generally not sought on these assets.

Financial assets at fair value through profit or loss and investment in securities

Collateral is generally not sought on debt securities.

财务报表附注 (续) Notes to the Financial Statements (continued)

4. 金融风险管理 (续) 4. Financial risk management (continued)

4.1 信贷风险 (续)

(A) 信贷风险承担 (续)

衍生金融工具

本集团倾向以国际掉期及衍生工具协会出版的主协议(「ISDA 主协议」)作为衍生工具业务的协议文件。该 ISDA 主协议为叙做场外衍生交易提供合约框架,并载有于发生违约事件或终止事件后终止交易时所采用之净额结算条款。此外,亦会视乎需要考虑于 ISDA 主协议之附约中附加信用支持附件。根据信用支持附件,抵押品会按情况由交易一方转交另一方,以缓释信贷风险承担。

贷款及其他账项、贷款承诺及财务担保合同

一般抵押品种类已载于第 145 页。本集团根据对贷款及其他账项、贷款承诺及财务担保合同的个别风险承担的评估,考虑适当之抵押品。有关客户贷款之抵押品覆盖率已分析于第 159 至 160 页。贷款承诺及财务担保合同之主要组合及性质已载于附注 38,就不需事先通知的无条件撤销之承诺,如客户的信贷素质下降,本集团会评估撤回其授信额度的需要性。于 2024 年 12 月 31 日,有抵押品覆盖之贷款承诺及财务担保合同为 10.65% (2023 年: 11.55%)。

4.1 Credit risk (continued)

(A) Credit exposures (continued)

Derivative financial instruments

The Master Agreement published by the International Swaps and Derivatives Association, Inc. ("ISDA Master Agreement") is the preferred agreement for documenting derivative activities of the Group. It provides the contractual framework under which dealing activities of over-the-counter ("OTC") transactions are conducted, and sets out close-out netting provisions upon termination following the occurrence of an event of default or a termination event. In addition, if deemed necessary, Credit Support Annexes will be included to form part of the Schedule to the ISDA Master Agreement. Under the Credit Support Annexes, collateral is passed from one counterparty to another, as appropriate, to mitigate the credit exposures.

Advances and other accounts, loan commitments and financial guarantee contracts

The general types of collateral are disclosed on page 145. Advances and other accounts, loan commitments and financial guarantee contracts are collateralised to the extent considered appropriate by the Group taking account of the risk assessment of individual exposures. The collateral coverage of advances to customers is analysed on pages 159 to 160. The components and nature of loan commitments and financial guarantee contracts are disclosed in Note 38. Regarding the commitments that are unconditionally cancellable without prior notice, the Group would assess the necessity to withdraw the credit line in case where the credit quality of a borrower deteriorates. For loan commitments and financial guarantee contracts, 10.65% (2023: 11.55%) were covered by collateral as at 31 December 2024.

财务报表附注 (续) Notes to the Financial Statements (continued)
4. 金融风险管理 (续) 4. Financial risk management (continued)
4.1 信贷风险 (续)
(B) 贷款及其他账项

提取减值准备前之总
贷款及其他账项按产
品类别概述如下：

客户贷款
个人
- 按揭
- 信用卡
- 其他
公司
- 商业贷款
- 贸易融资

贸易票据
银行及其他金融机构
贷款

4.1 Credit risk (continued)
(B) Advances and other accounts

Gross advances and other accounts before impairment allowances are summarised by product type as follows:

	<u>2024</u>	<u>2023</u>
	港币百万元	港币百万元
	HK\$m	HK\$m
Advances to customers		
Personal		
- Mortgages	451,107	435,515
- Credit cards	13,204	12,683
- Others	136,633	152,615
Corporate		
- Commercial loans	1,034,476	1,057,337
- Trade finance	44,850	47,691
	<u>1,680,270</u>	<u>1,705,841</u>
Trade bills	2,154	3,751
Advances to banks and other financial institutions	<u>2,222</u>	<u>1,815</u>
	<u>1,684,646</u>	<u>1,711,407</u>

有明确到期日之贷款，若其本金或利息已逾期及仍未偿还，则列作逾期贷款。须定期分期偿还之贷款，若其中一次分期还款已逾期及仍未偿还，则列作逾期处理。须即期偿还之贷款若已向借款人送达还款通知，但借款人未按指示还款，或贷款一直超出借款人获通知之批准贷款限额，亦列作逾期处理。

Advances with a specific repayment date are classified as overdue when the principal or interest is past due and remains unpaid. Advances repayable by regular instalments are classified as overdue when an instalment payment is past due and remains unpaid. Advances repayable on demand are classified as overdue either when a demand for repayment has been served on the borrower but repayment has not been made in accordance with the instruction or when the advances have remained continuously to exceed the approved limit that was advised to the borrower.

财务报表附注 (续) Notes to the Financial Statements (continued)
4. 金融风险管理 (续) 4. Financial risk management (continued)
4.1 信贷风险 (续)
**(B) 贷款及其他账项
(续)**

当贷款受全数抵押担保, 即使被界定为第三阶段, 亦未必导致减值损失。

提取减值准备前之总贷款及其他账项按内部信贷评级及阶段分析如下:

4.1 Credit risk (continued)
(B) Advances and other accounts (continued)

Advances classified as Stage 3 may not necessarily result in impairment loss where the advances are fully collateralised.

Gross advances and other accounts before impairment allowances are analysed by internal credit grade and stage classification as follows:

		2024			
		第一阶段 Stage 1	第二阶段 Stage 2	第三阶段 Stage 3	总计 Total
		港币百万元 HK\$'m	港币百万元 HK\$'m	港币百万元 HK\$'m	港币百万元 HK\$'m
客户贷款	Advances to customers				
合格	Pass	1,625,199	13,574	-	1,638,773
需要关注	Special mention	2,288	20,748	-	23,036
次级或以下	Substandard or below	-	-	17,652	17,652
		<u>1,627,487</u>	<u>34,322</u>	<u>17,652</u>	<u>1,679,461</u>
贸易票据	Trade bills				
合格	Pass	2,153	-	-	2,153
需要关注	Special mention	1	-	-	1
次级或以下	Substandard or below	-	-	-	-
		<u>2,154</u>	<u>-</u>	<u>-</u>	<u>2,154</u>
银行及其他金融机构 贷款	Advances to banks and other financial institutions				
合格	Pass	2,222	-	-	2,222
需要关注	Special mention	-	-	-	-
次级或以下	Substandard or below	-	-	-	-
		<u>2,222</u>	<u>-</u>	<u>-</u>	<u>2,222</u>
		<u><u>1,631,863</u></u>	<u><u>34,322</u></u>	<u><u>17,652</u></u>	<u><u>1,683,837</u></u>

财务报表附注 (续) **Notes to the Financial Statements (continued)**

4. 金融风险管理 (续) **4. Financial risk management (continued)**

4.1 信贷风险 (续)

4.1 Credit risk (continued)

(B) 贷款及其他账项
(续)

(B) Advances and other accounts (continued)

		2024			
		第一阶段	第二阶段	第三阶段	总计
		Stage 1	Stage 2	Stage 3	Total
		港币百万元	港币百万元	港币百万元	港币百万元
		HK\$m	HK\$m	HK\$m	HK\$m
减值准备	Impairment allowances				
以摊余成本计量之 贷款及其他账项	Advances and other accounts at amortised cost	(5,462)	(1,551)	(7,950)	(14,963)
以公允价值变化计入 其他全面收益之 贷款及其他账项	Advances and other accounts at fair value through other comprehensive income	(6)	-	-	(6)

财务报表附注 (续) Notes to the Financial Statements (continued)
4. 金融风险管理 (续) 4. Financial risk management (continued)
4.1 信贷风险 (续)
4.1 Credit risk (continued)
**(B) 贷款及其他账项
(续)**
(B) Advances and other accounts (continued)

		2023			
		第一阶段 Stage 1	第二阶段 Stage 2	第三阶段 Stage 3	总计 Total
		港币百万元 HK\$m	港币百万元 HK\$m	港币百万元 HK\$m	港币百万元 HK\$m
客户贷款	Advances to customers				
合格	Pass	1,663,096	16,721	-	1,679,817
需要关注	Special mention	3,039	4,325	-	7,364
次级或以下	Substandard or below	-	-	17,797	17,797
		<u>1,666,135</u>	<u>21,046</u>	<u>17,797</u>	<u>1,704,978</u>
贸易票据	Trade bills				
合格	Pass	3,751	-	-	3,751
需要关注	Special mention	-	-	-	-
次级或以下	Substandard or below	-	-	-	-
		<u>3,751</u>	<u>-</u>	<u>-</u>	<u>3,751</u>
银行及其他金融机构 贷款	Advances to banks and other financial institutions				
合格	Pass	1,815	-	-	1,815
需要关注	Special mention	-	-	-	-
次级或以下	Substandard or below	-	-	-	-
		<u>1,815</u>	<u>-</u>	<u>-</u>	<u>1,815</u>
		<u>1,671,701</u>	<u>21,046</u>	<u>17,797</u>	<u>1,710,544</u>

财务报表附注 (续) Notes to the Financial Statements (continued)
4. 金融风险管理 (续) 4. Financial risk management (continued)
4.1 信贷风险 (续)
4.1 Credit risk (continued)
**(B) 贷款及其他账项
(续)**
(B) Advances and other accounts (continued)

		2023			
		第一阶段	第二阶段	第三阶段	总计
		Stage 1	Stage 2	Stage 3	Total
		港币百万元	港币百万元	港币百万元	港币百万元
		HK\$m	HK\$m	HK\$m	HK\$m
减值准备	Impairment allowances				
以摊余成本计量之 贷款及其他账项	Advances and other accounts at amortised cost	(4,123)	(1,056)	(9,555)	(14,734)
以公允价值变化计入 其他全面收益之 贷款及其他账项	Advances and other accounts at fair value through other comprehensive income	(29)	-	-	(29)

于 2024 年 12 月 31 日及 2023 年 12 月 31 日，贷款及其他账项按内部信贷评级及阶段不包含强制分类为以公允价值变化计入损益之贷款及其他账项。

As at 31 December 2024 and 2023, advances and other accounts by internal credit grade and stage classification did not include advances and other accounts mandatorily classified at fair value through profit or loss.

财务报表附注 (续) Notes to the Financial Statements (continued)
4. 金融风险管理 (续) 4. Financial risk management (continued)
4.1 信贷风险 (续)
**(B) 贷款及其他账项
(续)**

贷款及其他账项之减值准备及总额变动情况列示如下:

4.1 Credit risk (continued)
(B) Advances and other accounts (continued)

Reconciliation of impairment allowances and gross amount for advances and other accounts is as follows:

		2024			
		第一阶段 Stage 1	第二阶段 Stage 2	第三阶段 Stage 3	总计 Total
		港币百万元 HK\$'m	港币百万元 HK\$'m	港币百万元 HK\$'m	港币百万元 HK\$'m
减值准备	Impairment allowances				
于2024年1月1日	At 1 January 2024	4,123	1,056	9,555	14,734
转至第一阶段	Transfer to Stage 1	208	(205)	(3)	-
转至第二阶段	Transfer to Stage 2	(108)	252	(144)	-
转至第三阶段	Transfer to Stage 3	(6)	(286)	292	-
阶段转拨产生之变动	Changes arising from transfer of stage	(193)	345	647	799
本年拨备 ⁽ⁱ⁾	Charge for the year ⁽ⁱ⁾	3,485	1,019	2,961	7,465
本年拨回 ⁽ⁱⁱ⁾	Reversal for the year ⁽ⁱⁱ⁾	(2,014)	(611)	(678)	(3,303)
撤销	Write-offs	-	-	(4,718)	(4,718)
收回已撤销账项	Recoveries	-	-	168	168
汇兑差额及其他	Exchange difference and others	(33)	(19)	(130)	(182)
于2024年12月31日	At 31 December 2024	<u>5,462</u>	<u>1,551</u>	<u>7,950</u>	<u>14,963</u>
借记收益表(附注12)	Charged to income statement (Note 12)				<u>4,961</u>

		2024			
		第一阶段 Stage 1	第二阶段 Stage 2	第三阶段 Stage 3	总计 Total
		港币百万元 HK\$'m	港币百万元 HK\$'m	港币百万元 HK\$'m	港币百万元 HK\$'m
总额	Gross amount				
于2024年1月1日	At 1 January 2024	1,671,701	21,046	17,797	1,710,544
转至第一阶段	Transfer to Stage 1	3,999	(3,974)	(25)	-
转至第二阶段	Transfer to Stage 2	(19,087)	19,393	(306)	-
转至第三阶段	Transfer to Stage 3	(326)	(4,521)	4,847	-
贷款敞口净变化	Net change in exposures	(20,515)	2,472	89	(17,954)
撤销	Write-offs	-	-	(4,718)	(4,718)
汇兑差额及其他	Exchange difference and others	(3,909)	(94)	(32)	(4,035)
于2024年12月31日	At 31 December 2024	<u>1,631,863</u>	<u>34,322</u>	<u>17,652</u>	<u>1,683,837</u>

财务报表附注 (续) Notes to the Financial Statements (continued)
4. 金融风险管理 (续) 4. Financial risk management (continued)
4.1 信贷风险 (续)
4.1 Credit risk (continued)
**(B) 贷款及其他账项
(续)**
(B) Advances and other accounts (continued)

		2023			
		第一阶段 Stage 1	第二阶段 Stage 2	第三阶段 Stage 3	总计 Total
		港币百万元 HK\$m	港币百万元 HK\$m	港币百万元 HK\$m	港币百万元 HK\$m
减值准备	Impairment allowances				
于2023年1月1日	At 1 January 2023	3,997	2,511	4,992	11,500
转至第一阶段	Transfer to Stage 1	174	(163)	(11)	-
转至第二阶段	Transfer to Stage 2	(153)	155	(2)	-
转至第三阶段	Transfer to Stage 3	(4)	(3,936)	3,940	-
阶段转拨产生之变动	Changes arising from transfer of stage	(156)	1,061	1,979	2,884
本年拨备 ⁽ⁱ⁾	Charge for the year ⁽ⁱ⁾	2,328	2,311	2,556	7,195
本年拨回 ⁽ⁱⁱ⁾	Reversal for the year ⁽ⁱⁱ⁾	(2,061)	(897)	(644)	(3,602)
撤销	Write-offs	-	-	(3,088)	(3,088)
收回已撤销账项	Recoveries	-	-	133	133
汇兑差额及其他	Exchange difference and others	(2)	14	(300)	(288)
于2023年12月31日	At 31 December 2023	<u>4,123</u>	<u>1,056</u>	<u>9,555</u>	<u>14,734</u>
借记收益表(附注12)	Charged to income statement (Note 12)				<u>6,477</u>

		2023			
		第一阶段 Stage 1	第二阶段 Stage 2	第三阶段 Stage 3	总计 Total
		港币百万元 HK\$m	港币百万元 HK\$m	港币百万元 HK\$m	港币百万元 HK\$m
总额	Gross amount				
于2023年1月1日	At 1 January 2023	1,607,725	40,164	8,724	1,656,613
转至第一阶段	Transfer to Stage 1	10,840	(10,827)	(13)	-
转至第二阶段	Transfer to Stage 2	(8,680)	8,689	(9)	-
转至第三阶段	Transfer to Stage 3	(362)	(12,026)	12,388	-
贷款敞口净变化	Net change in exposures	61,229	(4,935)	(185)	56,109
撤销	Write-offs	-	-	(3,088)	(3,088)
汇兑差额及其他	Exchange difference and others	949	(19)	(20)	910
于2023年12月31日	At 31 December 2023	<u>1,671,701</u>	<u>21,046</u>	<u>17,797</u>	<u>1,710,544</u>

(i) 本年拨备包括新发放贷款、未发生阶段转换存量贷款、风险参数调整等导致的拨备。

(i) Charge for the year comprises the impairment losses attributable to new loans, remaining loans without stage transfers, and changes to risk parameters, etc.

(ii) 本年拨回包括贷款还款、未发生阶段转换存量贷款、风险参数调整等导致的拨回。

(ii) Reversal for the year comprises reversal of impairment losses attributable to loan repaid, remaining loans without stage transfers, and changes to risk parameters, etc.

财务报表附注 (续) Notes to the Financial Statements (continued)
4. 金融风险管理 (续) 4. Financial risk management (continued)
4.1 信贷风险 (续)
4.1 Credit risk (continued)
**(B) 贷款及其他账项
(续)**
(B) Advances and other accounts (continued)
(a) 减值贷款
(a) Impaired advances

减值之客户贷款
分析如下:

Impaired advances to customers are analysed as follows:

		<u>2024</u>	<u>2023</u>
		港币百万元	港币百万元
		HK\$'m	HK\$'m
减值客户贷款总额	Gross impaired advances to customers	<u>17,652</u>	<u>17,797</u>
占客户贷款总额百分比	Percentage of gross advances to customers	<u>1.05%</u>	<u>1.04%</u>
就上述贷款作出之减值准备	Impairment allowances made in respect of such advances	<u>7,950</u>	<u>9,555</u>

减值准备已考虑
上述贷款之抵押
品价值。

The impairment allowances were made after taking into account the value of collateral in respect of the credit-impaired advances.

		<u>2024</u>	<u>2023</u>
		港币百万元	港币百万元
		HK\$'m	HK\$'m
就上述有抵押品覆盖之客户贷款之抵押品市值	Current market value of collateral held against the covered portion of such advances to customers	<u>14,927</u>	<u>9,331</u>
上述有抵押品覆盖之客户贷款	Covered portion of such advances to customers	<u>8,248</u>	<u>6,204</u>
上述没有抵押品覆盖之客户贷款	Uncovered portion of such advances to customers	<u>9,404</u>	<u>11,593</u>

于 2024 年 12 月 31 日, 没有减值之贸易票据和银行及其他金融机构贷款 (2023 年: 无)。

As at 31 December 2024, there were no impaired trade bills and advances to banks and other financial institutions (2023: Nil).

财务报表附注 (续) Notes to the Financial Statements (continued)
4. 金融风险管理 (续) 4. Financial risk management (continued)
4.1 信贷风险 (续)
4.1 Credit risk (continued)
**(B) 贷款及其他账项
(续)**
(B) Advances and other accounts (continued)
**(b) 逾期超过3个月
之贷款**
(b) Advances overdue for more than three months

逾期超过3个月之
贷款总额分析如
下:

The gross amount of advances overdue for more than three months is analysed
as follows:

	2024		2023	
	金额 Amount 港币百万元 HK\$m	占客户贷款总额 百分比 % of gross advances to customers	金额 Amount 港币百万元 HK\$m	占客户贷款总额 百分比 % of gross advances to customers
客户贷款总额, 已逾期:				
- 超过3个月 但不超过 6个月	914	0.05%	4,000	0.24%
- 超过6个月 但不超过 1年	1,321	0.08%	4,101	0.24%
- 超过1年	9,979	0.60%	2,447	0.14%
逾期超过3个月 之贷款	12,214	0.73%	10,548	0.62%
就上述贷款作出之 减值准备				
- 第三阶段	6,926		5,342	

财务报表附注 (续) Notes to the Financial Statements (continued)

4. 金融风险管理 (续) 4. Financial risk management (continued)

4.1 信贷风险 (续)

(B) 贷款及其他账项 (续)

(b) 逾期超过3个月 之贷款 (续)

4.1 Credit risk (continued)

(B) Advances and other accounts (continued)

(b) Advances overdue for more than three months (continued)

	<u>2024</u>	<u>2023</u>
	港币百万元	港币百万元
	HK\$m	HK\$m
就上述有抵押品覆盖的客户贷款之抵押品市值	<u>4,594</u>	<u>5,891</u>
上述有抵押品覆盖之客户贷款	<u>3,801</u>	<u>4,518</u>
上述没有抵押品覆盖之客户贷款	<u>8,413</u>	<u>6,030</u>

逾期贷款或减值贷款的抵押品主要包括公司授信户项下的商用资产如商业及住宅楼宇、个人授信户项下的住宅按揭物业。

于2024年12月31日,没有逾期超过3个月之贸易票据和银行及其他金融机构贷款(2023年:无)。

Collateral held against overdue or impaired loans is principally represented by charges over business assets such as commercial and residential premises for corporate loans and mortgages over residential properties for personal loans.

As at 31 December 2024, there were no trade bills and advances to banks and other financial institutions overdue for more than three months (2023: Nil).

财务报表附注 (续) Notes to the Financial Statements (continued)
4. 金融风险管理 (续) 4. Financial risk management (continued)
4.1 信贷风险 (续)
**(B) 贷款及其他账项
(续)
(c) 经重组贷款**
4.1 Credit risk (continued)
**(B) Advances and other accounts (continued)
(c) Rescheduled advances**

	2024		2023	
	金额	占客户贷款总额 百分比 % of gross advances to customers	金额	占客户贷款总额 百分比 % of gross advances to customers
	Amount		Amount	
	港币百万元 HK\$m		港币百万元 HK\$m	
经重组客户贷款 净额(已扣减包 含于「逾期超过 3个月之贷款」 部分)				
Rescheduled advances to customers net of amounts included in "Advances overdue for more than three months"	1,338	0.08%	1,722	0.10%

经重组贷款指因借款人财务状况转坏或无法按原定还款时间表还款, 经银行与借款人重新协定还款计划的重组贷款, 且修订后的有关利息或还款期等还款条件对集团而言属于「非商业性」。修订还款计划后之经重组贷款如仍逾期超过3个月, 则包括在「逾期超过3个月之贷款」内。

Rescheduled advances are those advances that have been restructured and renegotiated between the bank and borrowers because of deterioration in the financial position of the borrower or the inability of the borrower to meet the original repayment schedule, and the revised repayment terms, either of interest or the repayment period, are "non-commercial" to the Group. Rescheduled advances, which have been overdue for more than three months under the revised repayment terms, are included in "Advances overdue for more than three months".

财务报表附注 (续) Notes to the Financial Statements (continued)
4. 金融风险管理 (续) 4. Financial risk management (continued)
4.1 信贷风险 (续)
4.1 Credit risk (continued)
**(B) 贷款及其他账项
(续)**
(B) Advances and other accounts (continued)
(d) 客户贷款集中度
(d) Concentration of advances to customers
**(i) 按行业分类之
客户贷款总额**
(i) Sectoral analysis of gross advances to customers

以下关于客户贷款总额之行业分类分析, 其行业分类乃参照有关贷款及垫款之金管局报表的填报指示而编制。

The following analysis of the gross advances to customers by industry sector is based on the categories with reference to the completion instructions for the HKMA return of loans and advances.

		2024					
		客户贷款总额 Gross advances to customers	抵押品或 其他抵押覆 盖之百分比 % covered by collateral or other security	减值 Impaired	逾期 Overdue	减值准备 - 第三阶段 Impairment allowances - Stage 3	减值准备 - 第一和第二 阶段 Impairment allowances - Stages 1 and 2
		港币百万元 HK\$m		港币百万元 HK\$m	港币百万元 HK\$m	港币百万元 HK\$m	港币百万元 HK\$m
在香港使用之贷款	Loans for use in Hong Kong						
工商金融业	Industrial, commercial and financial						
- 物业发展	- Property development	166,412	25.77%	2,327	1,352	107	1,320
- 物业投资	- Property investment	90,844	60.34%	1,986	117	149	661
- 金融业	- Financial concerns	19,524	1.42%	-	-	-	27
- 股票经纪	- Stockbrokers	3,475	64.70%	-	-	-	-
- 批发及零售业	- Wholesale and retail trade	35,172	34.51%	183	267	75	143
- 制造业	- Manufacturing	54,468	6.44%	86	103	59	102
- 运输及运输设备	- Transport and transport equipment	65,531	11.80%	82	26	62	125
- 休闲活动	- Recreational activities	11	90.14%	-	-	-	-
- 资讯科技	- Information technology	40,297	0.28%	-	4	-	72
- 其他	- Others	197,084	34.41%	4,269	5,253	2,213	577
个人	Individuals						
- 购买居者有其屋计划、私人机构参建居屋计划及租者置其屋计划楼宇之贷款	- Loans for the purchase of flats in Home Ownership Scheme, Private Sector Participation Scheme and Tenants Purchase Scheme	51,167	99.74%	17	577	1	102
- 购买其他住宅物业之贷款	- Loans for purchase of other residential properties	397,228	98.47%	360	2,409	30	438
- 信用卡贷款	- Credit card advances	13,192	-	101	460	63	224
- 其他	- Others	122,380	95.53%	149	1,091	56	168
在香港使用之贷款总额	Total loans for use in Hong Kong	1,256,785	59.73%	9,560	11,659	2,815	3,959
贸易融资	Trade financing	44,850	19.53%	513	415	241	61
在香港以外使用之贷款	Loans for use outside Hong Kong	378,635	4.53%	7,579	7,298	4,894	2,988
客户贷款总额	Gross advances to customers	1,680,270	46.22%	17,652	19,372	7,950	7,008

财务报表附注 (续) Notes to the Financial Statements (continued)
4. 金融风险管理 (续) 4. Financial risk management (continued)
4.1 信贷风险 (续)
4.1 Credit risk (continued)
**(B) 贷款及其他账项
(续)**
(B) Advances and other accounts (continued)
**(d) 客户贷款集中度
(续)**
(d) Concentration of advances to customers (continued)
**(i) 按行业分类之
客户贷款总额
(续)**
(i) Sectoral analysis of gross advances to customers (continued)

		2023					
		客户贷款总额	抵押品或其他抵押覆盖之百分比	减值	逾期	减值准备 - 第三阶段	减值准备 - 第一和第二阶段
		Gross advances to customers	% covered by collateral or other security	Impaired	Overdue	Impairment allowances - Stage 3	Impairment allowances - Stages 1 and 2
		港币百万元		港币百万元	港币百万元	港币百万元	港币百万元
		HK\$m		HK\$m	HK\$m	HK\$m	HK\$m
在香港使用之贷款	Loans for use in Hong Kong						
工商金融业	Industrial, commercial and financial						
- 物业发展	- Property development	188,115	24.32%	357	357	258	724
- 物业投资	- Property investment	95,384	61.42%	1,716	934	544	289
- 金融业	- Financial concerns	20,045	0.88%	-	-	-	44
- 股票经纪	- Stockbrokers	1,196	97.48%	-	-	-	-
- 批发及零售业	- Wholesale and retail trade	33,992	34.98%	138	140	51	111
- 制造业	- Manufacturing	58,991	6.85%	46	73	33	173
- 运输及运输设备	- Transport and transport equipment	51,971	18.17%	100	13	80	95
- 休闲活动	- Recreational activities	63	21.14%	-	-	-	-
- 资讯科技	- Information technology	38,989	0.26%	20	21	20	50
- 其他	- Others	198,397	42.89%	3,712	4,844	712	513
个人	Individuals						
- 购买居者有其屋计划、私人机构参建居屋计划及租者置其屋计划楼宇之贷款	- Loans for the purchase of flats in Home Ownership Scheme, Private Sector Participation Scheme and Tenants Purchase Scheme	45,079	99.70%	45	461	-	27
- 购买其他住宅物业之贷款	- Loans for purchase of other residential properties	388,178	99.21%	227	1,935	7	442
- 信用卡贷款	- Credit card advances	12,668	-	97	476	63	182
- 其他	- Others	123,634	95.26%	119	683	45	212
在香港使用之贷款总额	Total loans for use in Hong Kong	1,256,702	60.80%	6,577	9,937	1,813	2,862
贸易融资	Trade financing	47,691	18.77%	466	315	299	88
在香港以外使用之贷款	Loans for use outside Hong Kong	401,448	4.37%	10,754	10,819	7,443	2,226
客户贷款总额	Gross advances to customers	1,705,841	46.35%	17,797	21,071	9,555	5,176

财务报表附注 (续) Notes to the Financial Statements (continued)
4. 金融风险管理 (续) 4. Financial risk management (continued)
4.1 信贷风险 (续)
4.1 Credit risk (continued)
**(B) 贷款及其他账项
(续)**
(B) Advances and other accounts (continued)
**(d) 客户贷款集中度
(续)**
(d) Concentration of advances to customers (continued)
**(i) 按行业分类之
客户贷款总额
(续)**
(i) Sectoral analysis of gross advances to customers (continued)

就构成本集团客户贷款总额不少于 10% 的行业, 于收益表拨备之新提减值准备, 及当年撤销减值贷款如下:

For those industry sectors constituting not less than 10% of the Group's gross advances to customers, the amounts of new impairment allowances charged to the income statement, and impaired loans written off during the year are shown below:

	2024		2023	
	新提减值准备 New impairment allowances 港币百万元 HK\$m	撤销减值贷款 Impaired loans written off 港币百万元 HK\$m	新提减值准备 New impairment allowances 港币百万元 HK\$m	撤销减值贷款 Impaired loans written off 港币百万元 HK\$m
在香港使用之贷款 工商金融业				
- 其他	1,996	15	969	7
个人				
- 购买其他住宅物业之贷款	186	-	233	-

财务报表附注 (续) Notes to the Financial Statements (continued)
4. 金融风险管理 (续) 4. Financial risk management (continued)
4.1 信贷风险 (续)
4.1 Credit risk (continued)
**(B) 贷款及其他账项
(续)**
(B) Advances and other accounts (continued)
**(d) 客户贷款集中度
(续)**
(d) Concentration of advances to customers (continued)
**(ii) 按地理区域分
类之客户贷款
总额**
(ii) Geographical analysis of gross advances to customers

下列关于客户贷款之地理区域分析是根据交易对手之所在地, 并已顾及风险转移因素。若客户贷款之担保人所在地与客户所在地不同, 则风险将转移至担保人之所在地。

The following geographical analysis of advances to customers is based on the locations of the counterparties, after taking into account the transfer of risk. For an advance to customer guaranteed by a party situated in a location different from the customer, the risk will be transferred to the location of the guarantor.

客户贷款总额
Gross advances to customers

		<u>2024</u>	<u>2023</u>
		港币百万元 HK\$'m	港币百万元 HK\$'m
中国香港	Hong Kong, China	1,434,557	1,458,014
中国内地	Chinese mainland	71,150	85,131
其他	Others	<u>174,563</u>	<u>162,696</u>
		<u><u>1,680,270</u></u>	<u><u>1,705,841</u></u>

**就客户贷款总
额作出之减值
准备 -
第一和第二
阶段**
**Impairment allowances made in
respect of the gross advances to
customers - Stages 1 and 2**

中国香港	Hong Kong, China	4,853	3,415
中国内地	Chinese mainland	189	271
其他	Others	<u>1,966</u>	<u>1,490</u>
		<u><u>7,008</u></u>	<u><u>5,176</u></u>

财务报表附注 (续) Notes to the Financial Statements (continued)
4. 金融风险管理 (续) 4. Financial risk management (continued)
4.1 信贷风险 (续)
4.1 Credit risk (continued)
**(B) 贷款及其他账项
(续)**
(B) Advances and other accounts (continued)
**(d) 客户贷款集中度
(续)**
(d) Concentration of advances to customers (continued)

 (ii) 按地理区域分
类之客户贷款
总额 (续)

(ii) Geographical analysis of gross advances to customers (continued)

逾期贷款
Overdue advances

		<u>2024</u>	<u>2023</u>
		港币百万元	港币百万元
		HK\$'m	HK\$'m
中国香港	Hong Kong, China	15,570	16,001
中国内地	Chinese mainland	506	303
其他	Others	<u>3,296</u>	<u>4,767</u>
		<u><u>19,372</u></u>	<u><u>21,071</u></u>

**就逾期贷款作
出之减值准
备 - 第三阶
段**
**Impairment allowances made in respect
of the overdue advances - Stage 3**

中国香港	Hong Kong, China	4,909	5,988
中国内地	Chinese mainland	275	51
其他	Others	<u>2,179</u>	<u>2,513</u>
		<u><u>7,363</u></u>	<u><u>8,552</u></u>

财务报表附注 (续) Notes to the Financial Statements (continued)
4. 金融风险管理 (续) 4. Financial risk management (continued)
4.1 信贷风险 (续)
4.1 Credit risk (continued)
**(B) 贷款及其他账项
(续)**
(B) Advances and other accounts (continued)
**(d) 客户贷款集中度
(续)**
(d) Concentration of advances to customers (continued)

 (ii) 按地理区域分
类之客户贷款
总额 (续)

(ii) Geographical analysis of gross advances to customers (continued)

减值贷款
Impaired advances

		<u>2024</u>	<u>2023</u>
		港币百万元	港币百万元
		HK\$m	HK\$m
中国香港	Hong Kong, China	13,795	13,016
中国内地	Chinese mainland	348	295
其他	Others	<u>3,509</u>	<u>4,486</u>
		<u><u>17,652</u></u>	<u><u>17,797</u></u>

**就减值贷款作
出之减值准
备 - 第三阶
段**
**Impairment allowances made in respect
of the impaired advances - Stage 3**

中国香港	Hong Kong, China	5,326	6,367
中国内地	Chinese mainland	275	165
其他	Others	<u>2,349</u>	<u>3,023</u>
		<u><u>7,950</u></u>	<u><u>9,555</u></u>

财务报表附注 (续) Notes to the Financial Statements (continued)
4. 金融风险管理 (续) 4. Financial risk management (continued)
4.1 信贷风险 (续)
4.1 Credit risk (continued)
(C) 收回资产
(C) Repossessed assets

于 12 月 31 日持有的收回资产之种类及账面值概述如下：

The nature and carrying value of repossessed assets held as at 31 December are summarised as follows:

	2024	2023
	港币百万元	港币百万元
	HK\$'m	HK\$'m
停车场	1	7
商业物业	10	16
工业物业	11	15
住宅物业	25	124
其他	7	-
	54	162

本集团于 2024 年 12 月 31 日持有的收回资产之估值为港币 0.80 亿元 (2023 年: 港币 2.82 亿元)。这主要包括本集团通过对抵押取得处置或控制权的物业 (如通过法律程序或业主自愿交出抵押资产方式取得), 并相应减低借款人在本集团债务的账面值。

The estimated market value of repossessed assets held by the Group as at 31 December 2024 amounted to HK\$80 million (2023: HK\$282 million). The repossessed assets mainly comprise properties in respect of which the Group has acquired access or control (e.g. through court proceedings or voluntary actions by the proprietors concerned) and the carrying amount of the loan concerned is reduced correspondingly.

当收回资产的变现能力受到影响时, 本集团将按情况以下列方式处理:

When the repossessed assets are not readily convertible into cash, the Group may consider the following alternatives:

- 调整出售价格
 - 连同抵押资产一并出售贷款
 - 安排债务重组
- adjusting the selling prices
 - selling the loans together with the assets
 - arranging loan restructuring

财务报表附注 (续) Notes to the Financial Statements (continued)
4. 金融风险管理 (续) 4. Financial risk management (continued)
4.1 信贷风险 (续)
4.1 Credit risk (continued)
(D) 在银行及其他金融机构之结余及定期存放
(D) Balances and placements with banks and other financial institutions

提取减值准备前之在银行及其他金融机构之结余及定期存放按内部信贷评级及阶段分析如下:

Balances and placements with banks and other financial institutions before impairment allowances are analysed by internal credit grade and stage classification as follows:

		2024			
		第一阶段 Stage 1	第二阶段 Stage 2	第三阶段 Stage 3	总计 Total
		港币百万元 HK\$'m	港币百万元 HK\$'m	港币百万元 HK\$'m	港币百万元 HK\$'m
中央银行	Central banks				
合格	Pass	304,127	-	-	304,127
需要关注	Special mention	-	-	-	-
次级或以下	Substandard or below	-	-	-	-
		304,127	-	-	304,127
其他银行及其他金融机构	Other banks and other financial institutions				
合格	Pass	283,661	-	-	283,661
需要关注	Special mention	-	-	-	-
次级或以下	Substandard or below	-	-	31	31
		283,661	-	31	283,692
		587,788	-	31	587,819
减值准备	Impairment allowances	(104)	-	(31)	(135)
		587,684	-	-	587,684

财务报表附注 (续) Notes to the Financial Statements (continued)
4. 金融风险管理 (续) 4. Financial risk management (continued)
4.1 信贷风险 (续)
4.1 Credit risk (continued)

(D) 在银行及其他金融机
构之结余及定期存放
(续)

(D) Balances and placements with banks and other financial institutions
(continued)

		2023			
		第一阶段 Stage 1	第二阶段 Stage 2	第三阶段 Stage 3	总计 Total
		港币百万元 HK\$m	港币百万元 HK\$m	港币百万元 HK\$m	港币百万元 HK\$m
中央银行	Central banks				
合格	Pass	159,777	-	-	159,777
需要关注	Special mention	-	-	-	-
次级或以下	Substandard or below	-	-	-	-
		<u>159,777</u>	<u>-</u>	<u>-</u>	<u>159,777</u>
其他银行及其他金融机构	Other banks and other financial institutions				
合格	Pass	225,703	-	-	225,703
需要关注	Special mention	-	-	-	-
次级或以下	Substandard or below	-	-	33	33
		<u>225,703</u>	<u>-</u>	<u>33</u>	<u>225,736</u>
		385,480	-	33	385,513
减值准备	Impairment allowances	(48)	-	(33)	(81)
		<u>385,432</u>	<u>-</u>	<u>-</u>	<u>385,432</u>

财务报表附注 (续) Notes to the Financial Statements (continued)
4. 金融风险管理 (续) 4. Financial risk management (continued)
4.1 信贷风险 (续)
4.1 Credit risk (continued)
(D) 在银行及其他金融机构之结余及定期存放 (续)
(D) Balances and placements with banks and other financial institutions (continued)

在银行及其他金融机构之结余及定期存放之减值准备变动情况列示如下:

Reconciliation of impairment allowances for balances and placements with banks and other financial institutions is as follows:

		2024			
		第一阶段 Stage 1	第二阶段 Stage 2	第三阶段 Stage 3	总计 Total
		港币百万元 HK\$m	港币百万元 HK\$m	港币百万元 HK\$m	港币百万元 HK\$m
于2024年1月1日	At 1 January 2024	48	-	33	81
阶段转拨产生之变动	Changes arising from transfer of stage	-	-	-	-
本年净拨备	Net charge for the year	57	-	-	57
汇兑差价	Exchange difference	(1)	-	(2)	(3)
		<u>104</u>	<u>-</u>	<u>31</u>	<u>135</u>
于2024年12月31日	At 31 December 2024				
借记收益表 (附注 12)	Charged to income statement (Note 12)				<u>57</u>

		2023			
		第一阶段 Stage 1	第二阶段 Stage 2	第三阶段 Stage 3	总计 Total
		港币百万元 HK\$m	港币百万元 HK\$m	港币百万元 HK\$m	港币百万元 HK\$m
于2023年1月1日	At 1 January 2023	43	-	16	59
阶段转拨产生之变动	Changes arising from transfer of stage	-	-	-	-
本年净拨备	Net charge for the year	5	-	17	22
汇兑差价	Exchange difference	-	-	-	-
		<u>48</u>	<u>-</u>	<u>33</u>	<u>81</u>
于2023年12月31日	At 31 December 2023				
借记收益表 (附注 12)	Charged to income statement (Note 12)				<u>22</u>

于2024年12月31日, 逾期或减值之在银行及其他金融机构之结余及定期存放总额为港币0.31亿元(2023年: 港币0.33亿元)。上述之在银行及其他金融机构之结余及定期存放于2024年12月31日及2023年12月31日逾期超过1年。

As at 31 December 2024, gross overdue or impaired balances and placements with banks and other financial institutions amounted to HK\$31 million (2023: HK\$33 million). The aforesaid balances and placements have been overdue for more than one year as at 31 December 2024 and 2023.

财务报表附注 (续) Notes to the Financial Statements (continued)
4. 金融风险管理 (续) 4. Financial risk management (continued)
4.1 信贷风险 (续)
4.1 Credit risk (continued)
(E) 债务证券及存款证
(E) Debt securities and certificates of deposit

下表为以发行评级及阶段分析之债务证券及存款证账面值。在无发行评级的情况下,则会按发行人的评级报告。

The following tables present an analysis of the carrying value of debt securities and certificates of deposit by issue rating and stage classification. In the absence of such issue ratings, the ratings designated for the issuers are reported.

		2024	2023
		港币百万元 HK\$m	港币百万元 HK\$m
以公允价值变化计入其他全面收益之证券投资	Investment in securities at fair value through other comprehensive income		
- 第一阶段	- Stage 1		
Aaa	Aaa	226,329	127,958
Aa1 至 Aa3	Aa1 to Aa3	407,593	313,264
A1 至 A3	A1 to A3	319,186	232,655
A3 以下	Lower than A3	12,102	12,592
无评级	Unrated	40,525	26,146
		1,005,735	712,615
- 第二阶段	- Stage 2	-	-
- 第三阶段	- Stage 3	-	-
		1,005,735	712,615
其中: 减值准备	Of which: impairment allowances	(216)	(160)
以摊余成本计量之证券投资	Investment in securities at amortised cost		
- 第一阶段	- Stage 1		
Aaa	Aaa	102,083	114,597
Aa1 至 Aa3	Aa1 to Aa3	22,788	25,042
A1 至 A3	A1 to A3	36,381	56,734
A3 以下	Lower than A3	6,786	7,515
无评级	Unrated	7,202	1,659
		175,240	205,547
- 第二阶段	- Stage 2	-	-
- 第三阶段	- Stage 3	-	-
		175,240	205,547
减值准备	Impairment allowances	(49)	(46)
		175,191	205,501

财务报表附注 (续) **Notes to the Financial Statements (continued)**

4. 金融风险管理 (续) **4. Financial risk management (continued)**

4.1 信贷风险 (续)

4.1 Credit risk (continued)

(E) 债务证券及存款证
(续)

(E) Debt securities and certificates of deposit (continued)

		<u>2024</u>	<u>2023</u>
		港币百万元 HK\$m	港币百万元 HK\$m
以公允价值变化计入 损益之金融资产	Financial assets at fair value through profit or loss		
Aaa	Aaa	183	591
Aa1 至 Aa3	Aa1 to Aa3	69,340	36,668
A1 至 A3	A1 to A3	37,240	29,089
A3 以下	Lower than A3	1,932	1,691
无评级	Unrated	6,850	3,126
		<u>115,545</u>	<u>71,165</u>

财务报表附注 (续) Notes to the Financial Statements (continued)
4. 金融风险管理 (续) 4. Financial risk management (continued)
4.1 信贷风险 (续)
4.1 Credit risk (continued)
**(E) 债务证券及存款证
(续)**
(E) Debt securities and certificates of deposit (continued)

债务证券及存款证之减值准备变动情况列示如下：

Reconciliation of impairment allowances for debt securities and certificates of deposit is as follows:

		2024			
		第一阶段 Stage 1	第二阶段 Stage 2	第三阶段 Stage 3	总计 Total
		港币百万元 HK\$'m	港币百万元 HK\$'m	港币百万元 HK\$'m	港币百万元 HK\$'m
以公允价值变化计入其他全面收益之证券投资	Investment in securities at fair value through other comprehensive income				
于2024年1月1日	At 1 January 2024	160	-	-	160
阶段转拨产生之变动	Changes arising from transfer of stage	-	-	-	-
本年净拨备	Net charge for the year	60	-	-	60
汇兑差额及其他	Exchange difference and others	(4)	-	-	(4)
于2024年12月31日	At 31 December 2024	<u>216</u>	<u>-</u>	<u>-</u>	<u>216</u>
借记收益表 (附注12)	Charged to income statement (Note 12)				<u>60</u>
以摊余成本计量之证券投资	Investment in securities at amortised cost				
于2024年1月1日	At 1 January 2024	46	-	-	46
阶段转拨产生之变动	Changes arising from transfer of stage	-	-	-	-
本年净拨备	Net charge for the year	3	-	-	3
汇兑差额及其他	Exchange difference and others	-	-	-	-
于2024年12月31日	At 31 December 2024	<u>49</u>	<u>-</u>	<u>-</u>	<u>49</u>
借记收益表 (附注12)	Charged to income statement (Note 12)				<u>3</u>

财务报表附注 (续) Notes to the Financial Statements (continued)
4. 金融风险管理 (续) 4. Financial risk management (continued)
4.1 信贷风险 (续)
4.1 Credit risk (continued)
**(E) 债务证券及存款证
(续)**
(E) Debt securities and certificates of deposit (continued)

		2023			
		第一阶段 Stage 1	第二阶段 Stage 2	第三阶段 Stage 3	总计 Total
		港币百万元 HK\$m	港币百万元 HK\$m	港币百万元 HK\$m	港币百万元 HK\$m
以公允价值变化计入其他全面收益之证券投资	Investment in securities at fair value through other comprehensive income				
于 2023 年 1 月 1 日	At 1 January 2023	151	-	-	151
阶段转拨产生之变动	Changes arising from transfer of stage	-	-	-	-
本年净拨备	Net charge for the year	11	-	-	11
汇兑差额及其他	Exchange difference and others	(2)	-	-	(2)
于 2023 年 12 月 31 日	At 31 December 2023	<u>160</u>	<u>-</u>	<u>-</u>	<u>160</u>
借记收益表 (附注 12)	Charged to income statement (Note 12)				<u>11</u>
以摊余成本计量之证券投资	Investment in securities at amortised cost				
于 2023 年 1 月 1 日	At 1 January 2023	61	-	-	61
阶段转拨产生之变动	Changes arising from transfer of stage	-	-	-	-
本年净拨回	Net reversal for the year	(15)	-	-	(15)
汇兑差额及其他	Exchange difference and others	-	-	-	-
于 2023 年 12 月 31 日	At 31 December 2023	<u>46</u>	<u>-</u>	<u>-</u>	<u>46</u>
贷记收益表 (附注 12)	Credited to income statement (Note 12)				<u>(15)</u>
于 2024 年 12 月 31 日, 没有逾期或减值之债务证券及存款证 (2023 年: 无)。	As at 31 December 2024, there were no overdue or impaired debt securities and certificates of deposit (2023: Nil).				

财务报表附注 (续) Notes to the Financial Statements (continued)
4. 金融风险管理 (续) 4. Financial risk management (continued)
4.1 信贷风险 (续)
(F) 贷款承诺及财务担保合同

贷款承诺及财务担保合同按内部信贷评级及阶段分析如下:

4.1 Credit risk (continued)
(F) Loan commitments and financial guarantee contracts

Loan commitments and financial guarantee contracts are analysed by internal credit grade and stage classification as follows:

		2024			
		第一阶段	第二阶段	第三阶段	总计
		Stage 1	Stage 2	Stage 3	Total
		港币百万元	港币百万元	港币百万元	港币百万元
		HK\$m	HK\$m	HK\$m	HK\$m
贷款承诺及财务担保合同	Loan commitments and financial guarantee contracts				
合格	Pass	849,758	2,670	-	852,428
需要关注	Special mention	865	1,498	-	2,363
次级或以下	Substandard or below	-	-	1,127	1,127
		850,623	4,168	1,127	855,918
		2023			
		第一阶段	第二阶段	第三阶段	总计
		Stage 1	Stage 2	Stage 3	Total
		港币百万元	港币百万元	港币百万元	港币百万元
		HK\$m	HK\$m	HK\$m	HK\$m
贷款承诺及财务担保合同	Loan commitments and financial guarantee contracts				
合格	Pass	856,599	2,790	-	859,389
需要关注	Special mention	744	955	-	1,699
次级或以下	Substandard or below	-	-	67	67
		857,343	3,745	67	861,155

财务报表附注 (续) Notes to the Financial Statements (continued)
4. 金融风险管理 (续) 4. Financial risk management (continued)
4.1 信贷风险 (续)
(F) 贷款承诺及财务担保合同 (续)

贷款承诺及财务担保合同之减值准备变动情况列示如下:

4.1 Credit risk (continued)
(F) Loan commitments and financial guarantee contracts (continued)

Reconciliation of impairment allowances for loan commitments and financial guarantee contracts is as follows:

		2024			
		第一阶段 Stage 1	第二阶段 Stage 2	第三阶段 Stage 3	总计 Total
		港币百万元 HK\$'m	港币百万元 HK\$'m	港币百万元 HK\$'m	港币百万元 HK\$'m
于2024年1月1日	At 1 January 2024	319	30	21	370
转至第一阶段	Transfer to Stage 1	-	-	-	-
转至第二阶段	Transfer to Stage 2	(14)	14	-	-
转至第三阶段	Transfer to Stage 3	-	-	-	-
阶段转拨产生之变动	Changes arising from transfer of stage	-	21	-	21
本年净(拨回)/拨备	Net (reversal)/charge for the year	(71)	32	-	(39)
汇兑差额及其他	Exchange difference and others	(2)	-	-	(2)
于2024年12月31日	At 31 December 2024	<u>232</u>	<u>97</u>	<u>21</u>	<u>350</u>
贷记收益表(附注12)	Credited to income statement (Note 12)				<u>(18)</u>
		2023			
		第一阶段 Stage 1	第二阶段 Stage 2	第三阶段 Stage 3	总计 Total
		港币百万元 HK\$'m	港币百万元 HK\$'m	港币百万元 HK\$'m	港币百万元 HK\$'m
于2023年1月1日	At 1 January 2023	326	36	128	490
转至第一阶段	Transfer to Stage 1	7	(7)	-	-
转至第二阶段	Transfer to Stage 2	(4)	4	-	-
转至第三阶段	Transfer to Stage 3	-	-	-	-
阶段转拨产生之变动	Changes arising from transfer of stage	(6)	7	-	1
本年净拨回	Net reversal for the year	(4)	(10)	(107)	(121)
汇兑差额及其他	Exchange difference and others	-	-	-	-
于2023年12月31日	At 31 December 2023	<u>319</u>	<u>30</u>	<u>21</u>	<u>370</u>
贷记收益表(附注12)	Credited to income statement (Note 12)				<u>(120)</u>
年度大部分贷款承诺及财务担保合同之信贷风险承担分类为第一阶段及内部信贷评级为「合格」。	Majority of credit risk exposures of loan commitments and financial guarantee contracts are classified as Stage 1 and categorised as "Pass" in the internal credit grade throughout the year.				

财务报表附注 (续) Notes to the Financial Statements (continued)

4. 金融风险管理 (续) 4. Financial risk management (continued)

4.2 市场风险

市场风险是指因金融市场价格（汇率、利率、信贷利差、股票价格、商品价格）波动导致银行外汇、利率、股票和商品持仓值出现变化而可能给本集团带来损失的风险。本集团采取适中的市场风险偏好，实现风险与收益的平衡。市场风险管理的目标，是根据本集团的风险偏好和资金业务发展策略，依靠完善的风险管理制度和相关管理手段，有效管理本集团业务中可能产生的市场风险，促进资金业务健康发展。

本集团按照风险管理公司治理原则管理市场风险，董事会及风险委员会、高层管理人员和职能部门/单位，各司其职，各负其责。风险管理部负责本集团市场风险管理，协助高层管理人员履行日常管理职责，独立监控本集团及中银香港的市场风险状况以及管理政策和限额执行情况，并确保整体和个别的市场风险均控制在可接受水平内。

4.2 Market risk

Market risk refers to the risk of loss arising from movements in the value of foreign exchange, interest rate, equity and commodity positions held by the Group due to the volatility of financial market price (foreign exchange rate, interest rate, credit spreads, equity price, commodity price). The Group adopts a moderate market risk appetite to achieve a balance between risk and return. The Group's objective in managing market risk is to secure healthy growth of the treasury business, by the effective management of potential market risk in the Group's business, according to the Group's overall risk appetite and strategy of the treasury business on the basis of a well-established risk management regime and related management measures.

In accordance with the Group's corporate governance principles in respect of risk management, the Board and RC, senior management and functional departments/units perform their duties and responsibilities to manage the Group's market risk. The RMD is responsible for the Group's market risk management, assisting senior management to perform their day-to-day duties, independently monitoring the market risk profile and compliance of management policies and limits of the Group and BOCHK, and ensuring that the aggregate and individual market risks are within acceptable levels.

财务报表附注 (续) Notes to the Financial Statements (continued)

4. 金融风险管理 (续) 4. Financial risk management (continued)

4.2 市场风险 (续)

本集团市场风险管理的范围，包括中银香港及附属机构。本集团制订市场风险管理政策，规范中银香港及附属机构的市场风险管理，同时，设置集团风险值及压力测试限额，并根据业务需求和风险承受能力统一配置和监督使用。在符合集团政策规定的前提下，附属机构制订具体的政策及程序，承担其日常市场风险管理责任。

本集团设有市场风险指标及限额，用于识别、计量、监测和控制市场风险。主要风险指标和限额包括但不限于风险值、止损额、敞口额、压力测试以及敏感性分析（基点价值、期权敏感度）等。主要风险指标和限额视管理需要划分为三个层级，分别由风险委员会、高层管理人员或业务单位主管批准，中银香港资金业务单位及附属机构（就集团限额而言）必须在批核的市场风险指标和限额范围内开展业务。

4.2 Market risk (continued)

The Group's market risk management covers BOCHK and its subsidiaries. The Group establishes market risk management policies to regulate BOCHK's and its subsidiaries' market risk management; meanwhile, the Group sets up the Group's VaR and stress test limits, which are allocated and monitored across the Group according to the business requirements and risk tolerance levels. In line with the requirements set in the Group's policy, the subsidiaries formulate the detailed policies and procedures and are responsible for managing their daily market risk.

The Group sets up market risk indicators and limits to identify, measure, monitor and control market risk. Major risk indicators and limits include but are not limited to VaR, Stop Loss, Open Position, Stress Testing and Sensitivity Analysis (Basis Point Value, Greeks), etc. To meet management's requirements, major risk indicators and limits are classified into three levels, and are approved by the RC, senior management or the head of the respective business unit respectively. The treasury business units of BOCHK and subsidiaries (as for Group Limit) are required to conduct their business within approved market risk indicators and limits.

财务报表附注 (续) Notes to the Financial Statements (continued)
4. 金融风险管理 (续) 4. Financial risk management (continued)
4.2 市场风险 (续)
(A) 风险值

本集团采用风险值计量一般市场风险，并定期向风险委员会和高层管理人员报告。本集团采用统一的风险值计量模型，运用历史模拟法，以过去2年历史市场数据为参照，计算99%置信水平下及1天持有期内集团层面及各附属机构的风险值，并设定本集团和各附属机构的风险值限额。

下表详述本集团一般市场风险持仓的风险值¹。

4.2 Market risk (continued)
(A) VaR

The Group uses the VaR to measure and report general market risks to the RC and senior management on a periodic basis. The Group adopts a uniformed VaR calculation model, using a historical simulation approach and two years of historical market data, to calculate the VaR of the Group and its subsidiaries over a one-day holding period with a 99% confidence level, and sets up the VaR limit of the Group and its subsidiaries.

The following table sets out the VaR for all general market risk exposures¹ of the Group.

		年份	于 12 月 31 日	全年	全年	全年
		Year	At	最低数值	最高数值	平均数值
			31 December	Minimum for the year	Maximum for the year	Average for the year
			港币百万元	港币百万元	港币百万元	港币百万元
			HK\$m	HK\$m	HK\$m	HK\$m
全部市场风险之风险值	VaR for all market risk	2024	138.2	67.9	148.7	107.0
		2023	84.3	35.7	87.8	57.3
汇率风险之风险值	VaR for foreign exchange risk	2024	39.7	26.0	64.4	42.1
		2023	39.7	16.5	48.4	28.9
交易账利率风险之风险值	VaR for interest rate risk in the trading book	2024	122.5	64.0	139.8	103.6
		2023	74.6	32.1	81.4	51.3
交易账股票风险之风险值	VaR for equity risk in the trading book	2024	5.1	0.3	8.0	2.3
		2023	8.1	0.3	8.5	5.4
商品风险之风险值	VaR for commodity risk	2024	0.1	0.0	7.6	1.2
		2023	0.2	0.0	24.8	4.6

注:

1. 不包括结构性外汇敞口。

Note:

1. Structural FX positions have been excluded.

财务报表附注 (续) Notes to the Financial Statements (continued)

4. 金融风险管理 (续) 4. Financial risk management (continued)

4.2 市场风险 (续)

(A) 风险值 (续)

虽然风险值是计量市场风险的一项重要指标,但也有其局限性,例如:

- 采用历史市场数据估计未来动态未能顾及所有可能出现的情况,尤其是一些极端情况;
- 1天持有期的计算方法假设所有头盘均可以在一日内存现或对冲。这项假设未必能完全反映市场风险,尤其在市场流通度极低时,可能未能在1天持有期内套现或对冲所有头盘;
- 根据定义,当采用99%置信水平时,即未有考虑在此置信水平以外或会出现的亏损;以及
- 风险值是以营业时间结束时的头盘作计算基准,因此并不一定反映交易时段内的风险。

4.2 Market risk (continued)

(A) VaR (continued)

Although there is a valuable guide to market risk, VaR should always be viewed in the context of its limitations. For example:

- the use of historical market data as a proxy for estimating future events may not encompass all potential events, particularly those which are extreme in nature;
- the use of a one-day holding period assumes that all positions can be liquidated or hedged in one day. This may not fully reflect the market risk arising at times of severe illiquidity, when a one-day holding period may be insufficient to liquidate or hedge all positions fully;
- the use of a 99% confidence level, by definition, does not take into account losses that might occur beyond this level of confidence; and
- VaR is calculated on the basis of exposures outstanding at the close of business and therefore does not necessarily reflect intra-day exposures.

财务报表附注 (续) Notes to the Financial Statements (continued)

4. 金融风险管理 (续) 4. Financial risk management (continued)

4.2 市场风险 (续)

(A) 风险值 (续)

本集团充分了解风险值指标的局限性，因此，制定了压力测试指标及限额以评估和管理风险值不能涵盖的市场风险。市场风险压力测试包括改变风险因素及不同严峻程度下所作的敏感性测试，以及对历史事件的情景分析，如1987股灾、1994债券市场危机、1997亚洲金融风暴、2001年美国911事件以及2008金融海啸等。

(B) 外汇风险

本集团的资产及负债集中在港元、美元及人民币等主要货币。为确保外汇风险承担保持在可接受水平，本集团利用风险限额（例如头盘及风险值限额）作为监控工具。此外，本集团致力于减少同一货币的资产与负债错配，并通常利用外汇合约（例如外汇掉期）管理由外币资产负债所产生的外汇风险。

4.2 Market risk (continued)

(A) VaR (continued)

The Group recognises these limitations by formulating stress test indicators and limits to assess and manage the market risk uncovered by VaR. The stress testing programme of the market risk includes sensitivity testing on changes in risk factors with various degrees of severity, as well as scenario analysis on historical events including the 1987 Equity Market Crash, 1994 Bond Market Crash, 1997 Asian Financial Crisis, 2001 9-11 event and 2008 Financial Tsunami, etc.

(B) Currency risk

The Group's assets and liabilities are denominated in major currencies, particularly HK Dollar, US Dollar and Renminbi. To ensure the currency risk exposure of the Group is kept to an acceptable level, risk limits (e.g. Position and VaR limit) are used to serve as a monitoring tool. Moreover, the Group seeks to minimise the gap between assets and liabilities in the same currency. Foreign exchange contracts (e.g. FX swaps) are usually used to manage FX risk associated with foreign currency-denominated assets and liabilities.

财务报表附注 (续) Notes to the Financial Statements (continued)
4. 金融风险管理 (续) 4. Financial risk management (continued)
4.2 市场风险 (续)
(B) 外汇风险 (续)

下表列出本集团因自营交易、非自营交易及结构性仓位而产生之主要外币风险额，并参照有关持有外汇情况之金管局报表的填报指示而编制。期权盘净额乃根据所有外汇期权合约之「得尔塔加权持仓」为基础计算。

4.2 Market risk (continued)
(B) Currency risk (continued)

The following is a summary of the Group's major foreign currency exposures arising from trading, non-trading and structural positions and is prepared with reference to the completion instructions for the HKMA return of foreign currency position. The net options position is calculated based on the basis of delta-weighted positions of all foreign exchange options contracts.

		2024							
		港币百万元等值							
		Equivalent in million of HK\$							
		美元 US Dollars	英镑 Pound Sterling	日圆 Japanese Yen	欧罗 Euro	人民币 Renminbi	澳元 Australian Dollars	其他外币 Other foreign currencies	外币总额 Total foreign currencies
现货资产	Spot assets	1,064,026	22,777	126,087	45,148	743,084	23,788	91,019	2,115,929
现货负债	Spot liabilities	(1,129,743)	(26,949)	(28,149)	(38,632)	(538,484)	(32,432)	(86,283)	(1,880,672)
远期买入	Forward purchases	2,127,397	24,750	96,893	124,131	1,179,401	52,133	91,755	3,696,460
远期卖出	Forward sales	(2,046,157)	(20,470)	(188,877)	(130,446)	(1,371,426)	(43,279)	(97,584)	(3,898,239)
期权盘净额	Net options position	2,651	(21)	301	(19)	(2,932)	(59)	(50)	(129)
长 / (短) 盘净额	Net long/(short) position	18,174	87	6,255	182	9,643	151	(1,143)	33,349
		2023							
		港币百万元等值							
		Equivalent in million of HK\$							
		美元 US Dollars	英镑 Pound Sterling	日圆 Japanese Yen	欧罗 Euro	人民币 Renminbi	澳元 Australian Dollars	其他外币 Other foreign currencies	外币总额 Total foreign currencies
现货资产	Spot assets	943,344	23,210	70,841	44,422	694,251	24,025	69,377	1,869,470
现货负债	Spot liabilities	(1,061,878)	(29,783)	(27,849)	(35,573)	(467,713)	(33,301)	(62,677)	(1,718,774)
远期买入	Forward purchases	1,442,018	26,178	78,221	76,557	744,856	41,025	61,036	2,469,891
远期卖出	Forward sales	(1,311,217)	(19,611)	(117,473)	(84,815)	(965,216)	(31,657)	(68,879)	(2,598,868)
期权盘净额	Net options position	1,923	(35)	59	(121)	(165)	(54)	45	1,652
长 / (短) 盘净额	Net long/(short) position	14,190	(41)	3,799	470	6,013	38	(1,098)	23,371

财务报表附注 (续) Notes to the Financial Statements (continued)
4. 金融风险管理 (续) 4. Financial risk management (continued)
4.2 市场风险 (续)
4.2 Market risk (continued)
(B) 外汇风险 (续)
(B) Currency risk (continued)

		2024						
		港币百万元等值						
		Equivalent in million of HK\$						
		美元 US Dollars	泰铢 Baht	马来西亚 林吉特 Malaysian Ringgit	菲律宾披索 Philippine Peso	卢比 Rupiah	其他外币 Other foreign currencies	外币总额 Total foreign currencies
结构性仓位 净额	Net structural position	8,559	2,971	3,682	2,155	4,076	1,936	23,379
		2023						
		港币百万元等值						
		Equivalent in million of HK\$						
		美元 US Dollars	泰铢 Baht	马来西亚 林吉特 Malaysian Ringgit	菲律宾披索 Philippine Peso	卢比 Rupiah	其他外币 Other foreign currencies	外币总额 Total foreign currencies
结构性仓位 净额	Net structural position	8,017	2,648	3,140	1,926	3,474	1,948	21,153

财务报表附注 (续) Notes to the Financial Statements (continued)

4. 金融风险管理 (续) 4. Financial risk management (continued)

4.2 市场风险 (续)

(C) 利率风险

利率风险是指因利率水平、资产负债期限结构等要素发生变动而可能导致银行整体收益和经济价值承受损失的风险。本集团的利率风险承担主要来自结构性持仓。结构性持仓的主要利率风险类别为：

- 利率重订风险：资产与负债的到期日或重订价格期限可能错配，进而影响净利息收入及经济价值；
- 利率基准风险：不同交易的定价基准不同，令资产的收益率和负债的成本可能会在同一重订价格期间以不同的幅度变化；及
- 期权风险：由于资产、负债或表外项目附设有期权，当期权行使时会改变相关资产或负债的现金流。

4.2 Market risk (continued)

(C) Interest rate risk

Interest rate risk means the risks of loss to a bank's earnings and economic value arising from movements in interest rate and term structures of the bank's asset and liability positions. The Group's interest rate risk exposures are mainly from structural positions. The major types of interest rate risk from structural positions are:

- Gap risk: mismatches in the maturity or repricing periods of assets and liabilities that may affect net interest income and economic value;
- Basis risk: different pricing basis for different transactions resulting that the yield on assets and cost of liabilities may change by different amounts within the same repricing period; and
- Option risk: exercise of the options embedded in assets, liabilities or off-balance sheet items that can cause a change in the cash flows of assets and liabilities.

财务报表附注 (续) Notes to the Financial Statements (continued)

4. 金融风险管理 (续) 4. Financial risk management (continued)

4.2 市场风险 (续)

(C) 利率风险 (续)

本集团风险管理架构同样适用于利率风险管理。根据风险委员会批准的《中银香港集团银行账利率风险管理政策》，资产负债管理委员会(ALCO)具体履行管理集团利率风险的职责。风险管理部负责本集团利率风险管理，在财务管理部及投资管理等的配合下，协助资产负债管理委员会开展日常的利率风险管理工作，包括但不限于起草管理政策，选定管理方法，设立风险指标和限额，评估目标资产负债表，监督利率风险管理政策与限额执行情况，向高层管理人员以及风险委员会提交利率风险管理报告等。

4.2 Market risk (continued)

(C) Interest rate risk (continued)

The Group's risk management framework applies also to interest rate risk management. The Asset and Liability Management Committee ("ALCO") exercises its oversight of interest rate risk in accordance with the "Banking Book Interest Rate Risk Management Policy of BOCHK Group" approved by the RC. The RMD is responsible for the Group's interest rate risk management. With the cooperation of the Financial Management Department and Investment Management, etc., RMD assists the ALCO to perform day-to-day interest rate risk management. Its roles include, but are not limited to, the formulation of management policies, selection of methodologies, setting of risk indicators and limits, assessment of target balance sheet, monitoring of the compliance with policies and limits, and submission of interest rate risk management reports to senior management and the RC, etc.

财务报表附注 (续) Notes to the Financial Statements (continued)

4. 金融风险管理 (续) 4. Financial risk management (continued)

4.2 市场风险 (续)

(C) 利率风险 (续)

本集团设定利率风险指标及限额，每日用于识别、计量、监测和控制利率风险。主要风险指标和限额包括但不限于重订价缺口、利率基准风险、久期、基点现值(PVBP)、净利息收入波动比率(NII)、经济价值波动比率(EVE)等。主要风险指标和限额划分不同层级，按不同层级分别由财务总监、风险总监、资产负债管理委员会及风险委员会批准。承担利率风险的各业务单位必须在利率风险指标限额范围内开展相关业务。本集团推出银行账新产品或新业务前，相关单位须先执行风险评估程序，包括评估潜在的利率风险，并考虑现行的风险监控机制是否足够。如在风险评估程序中发现对银行利率风险造成重大影响，须上报风险委员会审批。

4.2 Market risk (continued)

(C) Interest rate risk (continued)

The Group sets out interest rate risk indicators and limits to identify, measure, monitor and control interest rate risk on a daily basis. The key indicators and limits include, but are not limited to, repricing gap, basis risk, duration, price value of a basis point ("PVBP"), net interest income sensitivity ratio ("NII"), economic value sensitivity ratio ("EVE"), etc. The key indicators and limits are classified into different levels, which are approved by the CFO, CRO, ALCO and RC accordingly. Risk-taking business units are required to conduct their business within the boundary of the interest rate risk limits. Before launching a new product or business in the banking book, the relevant units are required to go through a risk assessment process, which includes the assessment of underlying interest rate risk and consideration of the adequacy of current risk monitoring mechanism. Any material impact on interest rate risk noted during the risk assessment process will be submitted to the RC for approval.

财务报表附注 (续) Notes to the Financial Statements (continued)

4. 金融风险管理 (续) 4. Financial risk management (continued)

4.2 市场风险 (续)

(C) 利率风险 (续)

净利息收入波动比率(NII)和经济价值波动比率(EVE)反映利率变动对集团净利息收入和资本基础的影响,是本集团管理利率风险的重要风险指标。前者衡量利率变动导致的净利息收入变动占当年预期净利息收入的比率;后者衡量利率变化对银行经济价值(即按市场利率折算的资产、负债及表外业务预测现金流的净现值)的影响占最新一级资本的比率。风险委员会为这两项指标设定限额,用来监测和控制本集团银行账利率风险。

本集团采用情景分析和压力测试方法,评估不利市况下银行账可能承受的利率风险。情景分析和压力测试同时用于测试无期限存款客户择权、按揭客户提早还款、以及内含期权债务证券提前还款等对银行净利息收入和经济价值的影响。

4.2 Market risk (continued)

(C) Interest rate risk (continued)

NII and EVE assess the impact of interest rate movement on the Group's net interest income and capital base. They are the Group's key interest rate risk indicators. The former assesses the impact of interest rate movement on net interest income as a percentage to the projected net interest income for the year. The latter assesses the impact of interest rate movement on economic value (i.e. the net present value of cash flows of assets, liabilities and off-balance sheet items discounted using the market interest rate) as a percentage to the latest Tier 1 capital. Limits are set by the RC on these two indicators to monitor and control the Group's banking book interest rate risk.

The Group uses scenario analyses and stress tests to assess the banking book interest rate risk that the Group would face under adverse circumstances. Scenario analyses and stress tests are also used to assess the impact on net interest income and economic value arising from the optionality of non-maturity deposits, the prepayment of mortgage loans and the prepayment of debt securities with embedded options, etc.

财务报表附注 (续) Notes to the Financial Statements (continued)
4. 金融风险管理 (续) 4. Financial risk management (continued)
4.2 市场风险 (续)
4.2 Market risk (continued)
(C) 利率风险 (续)
(C) Interest rate risk (continued)

本集团主要面对港元、美元及人民币利率风险。截至 2024 年 12 月 31 日, 若市场利率的收益曲线平行移动 100 个基点, 其他因素不变情况下, 对本集团未来 12 个月的净利息收入及对储备的敏感度如下:

The Group is principally exposed to HK Dollar, US Dollar and Renminbi in terms of interest rate risk. As at 31 December 2024, if market interest rates had a 100 basis point parallel shift of the yield curve with other variables held constant, the sensitivities on net interest income over a twelve-month period and on reserves for the Group would have been as follows:

		于 12 月 31 日对未来 12 个月 净利息收入的影响 Impact on net interest income over the next twelve months at 31 December		于 12 月 31 日对储备的影响 Impact on reserves at 31 December	
		2024	2023	2024	2023
		港币百万元 HK\$m	港币百万元 HK\$m	港币百万元 HK\$m	港币百万元 HK\$m
收益率曲线平行 上移 100 个基点	100 basis point parallel up of yield curve				
合计	Total	888	2,077	(10,014)	(7,584)
其中:	Of which:				
港元	HK Dollar	3,881	3,912	(806)	(626)
美元	US Dollar	(2,232)	(813)	(6,330)	(4,424)
人民币	Renminbi	(724)	(984)	(2,101)	(2,271)
收益率曲线平行 下移 100 个基点	100 basis point parallel down of yield curve				
合计	Total	(891)	(2,074)	10,014	7,584
其中:	Of which:				
港元	HK Dollar	(3,881)	(3,912)	806	626
美元	US Dollar	2,230	813	6,330	4,424
人民币	Renminbi	724	988	2,101	2,271

财务报表附注 (续) Notes to the Financial Statements (continued)

4. 金融风险管理 (续) 4. Financial risk management (continued)

4.2 市场风险 (续)

(C) 利率风险 (续)

在收益率曲线平行上移 100 个基点的情况下, 2024 年上述货币的整体净利息收入为正面影响。同时, 预计债券组合及对冲会计下的利率衍生工具因收益率曲线平行上移 100 个基点出现估值减少而令集团储备减少。净利息收入正面影响较 2023 年下降是由于年期较长的债券组合规模增加, 以及客户定期存款的平均剩余期限缩短, 而储备减少幅度较 2023 年增加乃由于债券组合规模增加及久期上升。

在收益率曲线平行下移 100 个基点的情况下, 2024 年上述货币的整体净利息收入为负面影响。同时, 预计债券组合及对冲会计下的利率衍生工具因收益率曲线平行下移 100 个基点出现估值增加而令集团储备增加。净利息收入负面影响较 2023 年下降是由于年期较长的债券组合规模增加, 以及客户定期存款的平均剩余期限缩短, 而储备增加幅度较 2023 年增加乃由于债券组合规模增加及久期上升。

4.2 Market risk (continued)

(C) Interest rate risk (continued)

In a parallel shift up of 100 basis points of yield curve, the overall impact on net interest income of the above currencies is positive in 2024. Reserves of the Group would have been reduced because of the expected reduction in valuation of the debt securities portfolio and relevant interest rate derivatives under hedge accounting due to a parallel shift up of 100 basis points in the yield curve. The positive impact on net interest income decreased compared with 2023 as the size of debt securities portfolio with longer tenor increased and the average remaining tenor of customer time deposits shortened, and the reduction of impact on reserves rose compared with 2023 as the size and duration of debt securities portfolio increased.

In a parallel shift down of 100 basis points of yield curve, the overall impact on net interest income of the above currencies is negative in 2024. Reserves of the Group would have been increased because of the expected increase in valuation of the debt securities portfolio and relevant interest rate derivatives under hedge accounting due to a parallel shift down of 100 basis points in the yield curve. The negative impact on net interest income decreased compared with 2023 as the size of debt securities portfolio with longer tenor increased and the average remaining tenor of customer time deposits shortened, and the increase of impact on reserves rose compared with 2023 as the size and duration of debt securities portfolio increased.

财务报表附注 (续) Notes to the Financial Statements (continued)

4. 金融风险管理 (续) 4. Financial risk management (continued)

4.2 市场风险 (续)

(C) 利率风险 (续)

上述敏感度计算仅供说明用途,当中包括(但不限于)下列假设,如相关货币息口的相关性变化、利率平行移动、未计及为减低利率风险可能采取的缓释风险行动、对冲会计的有效性、所有持仓均计至到期日为止、实际重订息日与合约重订息日有差异或没有到期日之产品的习性假设。上述风险承担只为本集团整体利率风险承担的一部分。

4.2 Market risk (continued)

(C) Interest rate risk (continued)

The sensitivities above are for illustration only and are based on several assumptions, including, but not limited to, the change in the correlation between interest rates of relevant currencies, parallel movement of interest rates, the absence of actions that would be taken to mitigate the impact of interest rate risk, the effectiveness of hedge accounting, all positions being assumed to run to maturity, behavioural assumptions of products in which the actual repricing date differs from the contractual repricing date or products without contractual maturity. The above exposures form only a part of the Group's overall interest rate risk exposures.

财务报表附注 (续) Notes to the Financial Statements (continued)
4. 金融风险管理 (续) 4. Financial risk management (continued)
4.2 市场风险 (续)
4.2 Market risk (continued)
(C) 利率风险 (续)
(C) Interest rate risk (continued)

下表概述了本集团之资产负债表内的利率风险承担。表内以账面值列示资产及负债，并按合约重订息率日期或到期日（以较早者为准）分类。

The tables below summarise the Group's on-balance sheet exposure to interest rate risk. Included in the tables are the assets and liabilities at carrying amounts, categorised by the earlier of contractual repricing date and maturity date.

		2024						
		一个月 Up to 1 month	一至 三个月 1 to 3 months	三至 十二个月 3 to 12 months	一至五年 1 to 5 years	五年以上 Over 5 years	不计息 Non- interest bearing	总计 Total
		港币 百万元 HK\$'m	港币 百万元 HK\$'m	港币 百万元 HK\$'m	港币 百万元 HK\$'m	港币 百万元 HK\$'m	港币 百万元 HK\$'m	港币 百万元 HK\$'m
资产	Assets							
库存现金及在银行及其他金融机构之结余及定期存放	Cash and balances and placements with banks and other financial institutions	449,443	24,723	82,285	823	-	51,121	608,395
以公允价值变化计入损益之金融资产	Financial assets at fair value through profit or loss	11,717	46,671	35,082	23,022	10,293	18	126,803
衍生金融工具	Derivative financial instruments	-	-	-	-	-	73,896	73,896
香港特别行政区政府负债证明书	Hong Kong SAR Government certificates of indebtedness	-	-	-	-	-	223,510	223,510
贷款及其他账项	Advances and other accounts	1,389,830	107,072	85,821	68,466	10,051	8,443	1,669,683
证券投资	Investment in securities							
- 以公允价值变化计入其他全面收益	- At FVOCI	211,133	218,029	285,570	211,003	80,000	3,565	1,009,300
- 以摊余成本计量	- At amortised cost	6,581	10,897	32,428	87,334	37,951	-	175,191
联营公司及合营企业权益	Interests in associates and joint ventures	-	-	-	-	-	158	158
投资物业	Investment properties	-	-	-	-	-	14,569	14,569
物业、器材及设备	Properties, plant and equipment	-	-	-	-	-	37,647	37,647
其他资产（包括应收税项及递延税项资产）	Other assets (including current and deferred tax assets)	16,041	-	-	-	-	56,113	72,154
资产总额	Total assets	2,084,745	407,392	521,186	390,648	138,295	469,040	4,011,306

财务报表附注 (续) Notes to the Financial Statements (continued)
4. 金融风险管理 (续) 4. Financial risk management (continued)
4.2 市场风险 (续)
4.2 Market risk (continued)
(C) 利率风险 (续)
(C) Interest rate risk (continued)

		2024						
		一个月 Up to 1 month	一至 三个月 1 to 3 months	三至 十二个月 3 to 12 months	一至五年 1 to 5 years	五年以上 Over 5 years	不计息 Non- interest bearing	总计 Total
		港币 HK\$m	港币 HK\$m	港币 HK\$m	港币 HK\$m	港币 HK\$m	港币 HK\$m	港币 HK\$m
负债	Liabilities							
香港特别行政区流通纸币	Hong Kong SAR currency notes in circulation	-	-	-	-	-	223,510	223,510
银行及其他金融机构之存款 及结余	Deposits and balances from banks and other financial institutions	318,893	7,392	7,196	-	-	17,373	350,854
以公允价值变化计入损益之金 融负债	Financial liabilities at fair value through profit or loss	38,287	14,215	21,863	4,336	120	-	78,821
衍生金融工具	Derivative financial instruments	-	-	-	-	-	56,599	56,599
客户存款	Deposits from customers	1,672,527	641,715	226,444	1,149	-	180,361	2,722,196
已发行债务证券及存款证	Debt securities and certificates of deposit in issue	-	-	-	5,296	-	-	5,296
其他账项及准备 (包括应付 税项及递延税项负债)	Other accounts and provisions (including current and deferred tax liabilities)	47,948	12	101	686	560	134,040	183,347
后偿负债	Subordinated liabilities	-	-	-	46,206	25,776	-	71,982
负债总额	Total liabilities	2,077,655	663,334	255,604	57,673	26,456	611,883	3,692,605
利率敏感度缺口	Interest sensitivity gap	7,090	(255,942)	265,582	332,975	111,839	(142,843)	318,701

财务报表附注 (续) Notes to the Financial Statements (continued)
4. 金融风险管理 (续) 4. Financial risk management (continued)
4.2 市场风险 (续)
4.2 Market risk (continued)
(C) 利率风险 (续)
(C) Interest rate risk (continued)

		2023						
		一个月 Up to 1 month	一至 三个月 1 to 3 months	三至 十二个月 3 to 12 months	一至五年 1 to 5 years	五年以上 Over 5 years	不计息 Non- interest bearing	总计 Total
		港币百万元 HK\$m	港币百万元 HK\$m	港币百万元 HK\$m	港币百万元 HK\$m	港币百万元 HK\$m	港币百万元 HK\$m	港币百万元 HK\$m
资产	Assets							
库存现金及在银行及其他金融 机构之结余及定期存放	Cash and balances and placements with banks and other financial institutions	295,839	25,365	29,830	2,466	-	51,189	404,689
以公允价值变化计入损益之金 融资产	Financial assets at fair value through profit or loss	218,523	35,037	18,821	17,865	2,318	40	292,604
衍生金融工具	Derivative financial instruments	-	-	-	-	-	54,207	54,207
香港特别行政区政府负债 证明书	Hong Kong SAR Government certificates of indebtedness	-	-	-	-	-	213,000	213,000
贷款及其他账项	Advances and other accounts	1,439,607	134,000	66,235	40,492	8,498	7,841	1,696,673
证券投资	Investment in securities							
- 以公允价值变化计入其他 全面收益	- At FVOCI	145,229	141,449	141,478	223,485	60,974	3,666	716,281
- 以摊余成本计量	- At amortised cost	9,482	32,487	29,677	101,811	32,044	-	205,501
联营公司及合资企业权益	Interests in associates and joint ventures	-	-	-	-	-	169	169
投资物业	Investment properties	-	-	-	-	-	15,329	15,329
物业、器材及设备	Properties, plant and equipment	-	-	-	-	-	41,226	41,226
其他资产 (包括应收税项及 递延税项资产)	Other assets (including current and deferred tax assets)	6,669	-	-	-	-	39,230	45,899
资产总额	Total assets	2,115,349	368,338	286,041	386,119	103,834	425,897	3,685,578

财务报表附注 (续) Notes to the Financial Statements (continued)
4. 金融风险管理 (续) 4. Financial risk management (continued)
4.2 市场风险 (续)
4.2 Market risk (continued)
(C) 利率风险 (续)
(C) Interest rate risk (continued)

		2023						
		一个月 Up to 1 month	一至 三个月 1 to 3 months	三至 十二个月 3 to 12 months	一至五年 1 to 5 years	五年以上 Over 5 years	不计息 Non- interest bearing	总计 Total
		港币 百万 元 HK\$'m	港币 百万 元 HK\$'m	港币 百万 元 HK\$'m	港币 百万 元 HK\$'m	港币 百万 元 HK\$'m	港币 百万 元 HK\$'m	港币 百万 元 HK\$'m
负债	Liabilities							
香港特别行政区流通纸币	Hong Kong SAR currency notes in circulation	-	-	-	-	-	213,000	213,000
银行及其他金融机构之存款 及结余	Deposits and balances from banks and other financial institutions	342,301	851	101	-	-	29,964	373,217
以公允价值变化计入损益之金 融负债	Financial liabilities at fair value through profit or loss	18,297	30,827	15,652	1,255	172	-	66,203
衍生金融工具	Derivative financial instruments	-	-	-	-	-	41,467	41,467
客户存款	Deposits from customers	1,541,342	458,625	327,879	1,844	-	176,062	2,505,752
已发行债务证券及存款证	Debt securities and certificates of deposit in issue	-	1,999	-	-	-	-	1,999
其他账项及准备 (包括应付 税项及递延税项负债)	Other accounts and provisions (including current and deferred tax liabilities)	34,728	4	106	718	352	68,271	104,179
后偿负债	Subordinated liabilities	-	-	-	75,323	-	-	75,323
负债总额	Total liabilities	1,936,668	492,306	343,738	79,140	524	528,764	3,381,140
利率敏感度缺口	Interest sensitivity gap	178,681	(123,968)	(57,697)	306,979	103,310	(102,867)	304,438

表内的资产及负债均按照附注 2 重要会计政策中所述的相关会计准则计量。

Assets and liabilities in the tables are measured in accordance with relevant accounting standards as described in Note 2 material accounting policies.

4.3 流动资金风险
4.3 Liquidity risk

流动资金风险是指银行无法以合理成本及时获得充足资金，履行到期义务的风险。本集团遵循稳健的流动资金风险偏好，确保在正常情况及压力情景下均有能力提供稳定、可靠和足够的现金来源，满足流动资金需求。

Liquidity risk is the risk that banks may not be able to obtain sufficient and timely funding at a reasonable cost to meet their obligations as they fall due. The Group maintains a sound liquidity risk appetite to provide stable, reliable and adequate sources of cash to meet liquidity needs under normal circumstances and stressed scenarios.

财务报表附注（续） Notes to the Financial Statements (continued)

4. 金融风险管理（续） 4. Financial risk management (continued)

4.3 流动资金风险（续）

本集团按照风险管理公司治理原则管理流动资金风险，董事会及风险委员会、高层管理人员和职能部门/单位，各司其职，各负其责。风险委员会是流动资金风险管理决策机构，并对流动资金风险承担最终管理责任。风险委员会授权资产负债管理委员会管理日常的流动资金风险，确保本集团的业务经营符合风险委员会设定的流动资金风险偏好和政策规定。风险管理部负责本集团流动资金风险管理，它与财务管理部及投资管理等合作，根据各自的职责分工协助资产负债管理委员会履行具体的流动资金管理职能。

4.3 Liquidity risk (continued)

In accordance with the Group's corporate governance principles in respect of risk management, the Board and the RC, senior management and functional departments/units perform their duties and responsibilities to manage the Group's liquidity risk. The RC is the decision-making authority of liquidity risk management, and assumes the ultimate responsibility of liquidity risk management. As authorised by the RC, ALCO exercises its oversight of liquidity risk and ensures the daily operations of the Group are in accordance with the risk appetite and policies as set by the RC. The RMD is responsible for the Group's liquidity risk management. It cooperates with the Financial Management Department and Investment Management, etc. to assist the ALCO to perform liquidity management functions according to their specific responsibilities.

财务报表附注（续） Notes to the Financial Statements (continued)

4. 金融风险管理（续） 4. Financial risk management (continued)

4.3 流动资金风险（续）

本集团管理流动资金风险的目标，是按照流动资金风险偏好，以合理的成本有效管理资产负债表内及表外业务的流动性，实现稳健经营和持续盈利。本集团以客户存款为主要的资金来源，积极吸纳和稳定核心存款，并辅以同业市场拆入款项及在资本市场发行票据，确保稳定和充足的资金来源。本集团根据不同期限及压力情景下的流动资金需求，调整资产组合的结构（包括贷款、债券投资及拆放同业等），保持充足的流动资产，以便提供足够的流动资金支持正常业务需要，及在紧急情况下有能力以合理的成本及时筹集到资金，保证对外支付。本集团致力实现融资渠道及期限和资金运用的多样化，以避免资产负债过于集中，防止因资金来源或运用过于集中在某个方面，当其出现问题时，导致整个资金供应链断裂，触发流动资金风险。为了管理此类风险，集团对抵押品和资金来源设置了管理集中度的限额，如第一类流动资产占总流动资产比率、首十大存款比率和大存款比率等。必要时，本集团可采取缓释措施改善流动性状况，措施包括但不限于通过银行同业拆借或在货币市场进行回购获得资金，在二级市场出售债券或挽留现有及吸纳新的客户存款。除了增加资金外，集团还将与交易对手、母行和监管机构保持良好沟通，以加强相互信任。

4.3 Liquidity risk (continued)

The Group's liquidity risk management objective is to effectively manage the liquidity of on- and off-balance sheet items with a reasonable cost based on the liquidity risk appetite to achieve sound operation and sustainable profitability. Deposits from customers are the Group's primary source of funds. To ensure stable and sufficient sources of funds are in place, the Group actively attracts new deposits, keeps the core deposit and obtains supplementary funding from the interbank market and by issuing bills in the capital market. According to different term maturities and the results of funding needs estimated from stressed scenarios, the Group adjusts its asset structure (including loans, bonds investment, interbank placement, etc.) to maintain sufficient liquid assets which provides adequate funds in support of normal business needs and ensure its ability to raise funds at a reasonable cost to serve external claims in case of emergency. The Group is committed to diversify the sources, tenors and use of funding to avoid excessive concentration of assets and liabilities; and prevent triggering liquidity risk due to the break of funding strand resulting from over-concentration of sources and use of funding in a particular area where problems occur. In order to manage such risk, the Group sets concentration limits on collateral pools and sources of funding such as Tier 1 high-quality readily liquefiable assets to total high-quality readily liquefiable assets ratio, top ten depositors ratio and large depositors ratio. Whenever necessary, the Group could improve the liquidity position by taking mitigation actions including, but not limited to obtaining funding through interbank borrowings or repos in the money market, selling bonds in the secondary market or retaining existing and attracting new customer deposits. Apart from increasing the funding, the Group would maintain good communication with the counterparties, the parent bank and the regulators to enhance mutual confidence.

财务报表附注（续） Notes to the Financial Statements (continued)

4. 金融风险管理（续） 4. Financial risk management (continued)

4.3 流动资金风险（续）

本集团制订了集团内部流动资金风险管理指引，管理集团内各成员之间的流动资金，避免相互间在资金上过度依赖。本集团亦注重管理表外业务可能产生的流动资金风险，如贷款承诺、衍生工具、期权及其他复杂的结构性产品。本集团的流动资金风险管理策略涵盖了外币资产负债流动性管理、抵押品、即日流动性、集团内流动性以及其他风险引致的流动资金风险等，并针对流动资金风险制订了应急计划。

本集团设定流动资金风险指标和限额，每日用来识别、计量、监测和控制流动资金风险，包括但不限于流动性覆盖率、稳定资金净额比率、贷存比率、最大累计现金流出、以及流动资金缓冲等。本集团采用现金流量分析以评估本集团于正常情况下的流动资金状况，并最少每月进行流动资金风险压力测试（包括自身危机、市场危机及合并危机）和其他方法，评估本集团抵御各种严峻流动资金危机的能力。本集团亦建立了相关管理资讯系统如资产负债管理系统及巴塞尔流动比率管理系统，提供数据及协助编制常规管理报表，以管理好流动资金风险。

4.3 Liquidity risk (continued)

The Group has established intra-group liquidity risk management guidelines to manage the liquidity funding among different entities within the Group, and to restrict their reliance of funding on each other. The Group also pays attention to manage liquidity risk created by off-balance sheet activities, such as loan commitments, derivatives, options and other complex structured products. The Group has an overall liquidity risk management strategy to cover the liquidity management of foreign currency assets and liabilities, collateral, intra-day liquidity, intra-group liquidity, the liquidity risk arising from other risks, etc., and has formulated corresponding contingency plan.

The Group established liquidity risk management indicators and limits to identify, measure, monitor and control liquidity risk on a daily basis. These indicators and limits include, but are not limited to liquidity coverage ratio (“LCR”), net stable funding ratio (“NSFR”), loan-to-deposit ratio, Maximum Cumulative Cash Outflow (“MCO”) and liquidity cushion. The Group applies a cash flow analysis to assess the Group’s liquidity condition under normal conditions and also performs a liquidity stress test (including institution specific, general market crisis and combined crisis) and other methods at least on a monthly basis to assess the Group’s capability to withstand various severe liquidity crises. Also, relevant management information systems such as the Assets and Liabilities Management System and the Basel Liquidity Ratio Management System are developed to provide data and to prepare for regular management reports to facilitate liquidity risk management duties.

财务报表附注 (续) Notes to the Financial Statements (continued)

4. 金融风险管理 (续) 4. Financial risk management (continued)

4.3 流动资金风险 (续)

本集团根据金管局颁布之监管政策手册 LM-2 《稳健的流动资金风险管理系统及管控措施》中的要求，落实对现金流分析及压力测试当中所采用的习性模型及假设，以强化本集团于日常及压力情景下的现金流分析。在日常情况下的现金流分析，本集团对各项应用于表内项目（如客户存款）及表外项目（如贷款承诺）作出假设。因应不同资产、负债及表外项目的特性，根据合约到期日、客户习性假设及资产负债规模变化假设，以预测本集团的未来现金流量状况。本集团设定「最大累计现金流出」指标，根据以上假设预测在日常情况下的未来 30 日之最大累计现金净流出，以评估本集团的融资能力是否足以应付该现金流缺口，以达到持续经营的目的。于 2024 年 12 月 31 日，在没有考虑出售未到期有价证券的现金流入之情况下，中银香港之 30 日累计现金流是净流入，为港币 2,386.18 亿元（2023 年：港币 3,576.76 亿元），符合内部限额要求。

4.3 Liquidity risk (continued)

In accordance with the requirements of Supervisory Policy Manual LM-2 “Sound Systems and Controls for Liquidity Risk Management” issued by the HKMA, the Group has implemented a behaviour model and assumptions of cash flow analysis and stress test to enhance the Group’s cash flow analysis under both normal and stressed conditions. In cash flow analysis under normal circumstances, assumptions have been made relating to on-balance sheet items (such as deposits from customers) and off-balance sheet items (such as loan commitments). According to various characteristics of the assets, liabilities and off-balance sheet items, the Group forecasts the future cash flow based on the contractual maturity date and the assumptions of customer behaviour and balance sheet changes. The Group establishes the MCO indicator which predicts the future 30 days maximum cumulative net cash outflow in normal situations based on the above assumptions, to assess if the Group has sufficient financing capacity to meet the cash flow gap in order to achieve the objective of continuing operations. As at 31 December 2024, before taking the cash inflow through the sale of outstanding marketable securities into consideration, BOCHK’s 30-day cumulative cash flow was a net cash inflow, amounting to HK\$238,618 million (2023: HK\$357,676 million) and was in compliance with the internal limit requirements.

财务报表附注 (续) Notes to the Financial Statements (continued)

4. 金融风险管理 (续) 4. Financial risk management (continued)

4.3 流动资金风险 (续)

在流动资金风险压力测试中, 本集团设立了自身危机、市场危机及合并危机情景, 合并危机情景结合自身危机及市场危机, 并采用一套更严谨的假设, 以评估本集团于更严峻的流动资金危机情况下的抵御能力。压力测试的假设包括零售存款、批发存款及同业存款之流失率, 贷款承诺及与贸易相关的或然负债之提取率, 贷款逾期比率及滚动发放比率, 同业拆出及有价证券的折扣率等。于2024年12月31日, 本集团在以上三种压力情景下都能维持现金净流入, 表示本集团有能力应付压力情景下的融资需要。此外, 本集团的管理政策要求本集团维持流动资金缓冲, 当中包括的高质素或质素相若于有价证券为由官方实体、中央银行、公营单位或多边发展银行发行或担保, 而其风险权重为0%或20%, 或由非金融企业发行的有价证券, 其外部信用评级相等于A-或以上, 以确保在压力情况下的资金需求。于2024年12月31日, 中银香港流动资金缓冲(折扣前)为港币9,614.51亿元(2023年: 港币7,436.36亿元)。应急计划明确了需根据压力测试结果和预警指标结果为启动方案的条件, 并详述了相关行动计划、程序以及各相关部门的职责。

4.3 Liquidity risk (continued)

In the liquidity stress test, institution specific, general market crisis and combined crisis scenarios have been set up, a combined crisis scenario is a combination of institution specific and general market crisis to assess the Group's capability to withstand a more severe liquidity crisis, with a more stringent set of assumptions being adopted. Stress test assumptions include the run-off rate of retail, wholesale and interbank deposits; the drawdown rate of loan commitments and trade-related contingent liabilities; the delinquency ratio and rollover rate of customer loans; and haircut of interbank placement and marketable securities. As at 31 December 2024, the Group was able to maintain a net cash inflow under the three stressed scenarios, indicating the Group has the ability to meet financing needs under stressed conditions. In addition, the Group has a policy in place to maintain a liquidity cushion which includes high quality or comparable quality marketable securities issued or guaranteed by sovereigns, central banks, public sector entities or multilateral development banks with 0% or 20% risk weight or marketable securities issued by non-financial corporate with a corresponding external credit rating of A- or above to ensure funding needs even under stressed scenarios. As at 31 December 2024, the liquidity cushion (before haircut) of BOCHK was HK\$961,451 million (2023: HK\$743,636 million). A contingency plan is being established which details the conditions to trigger the plan based on stress test results and early warning indicators, the action plans and relevant procedures and responsibility of relevant departments.

财务报表附注（续） Notes to the Financial Statements (continued)

4. 金融风险管理（续） 4. Financial risk management (continued)

4.3 流动资金风险（续）

金管局指定本集团为第一类认可机构，并需要根据《银行业（流动性）规则》以综合基础计算流动性覆盖率及稳定资金净额比率。本集团须维持流动性覆盖率及稳定资金净额比率不少于100%。

在部分衍生工具合约中，交易对手有权基于对本集团的信用状况的关注而向本集团收取额外的抵押品。

本集团对流动资金风险的管理，同时适用于新产品或新业务。在新产品或业务推出前，相关单位必须先履行风险评估程序，包括评估潜在的流动资金风险，并考虑现行的风险监控机制是否足够。如在风险评估程序中发现对银行流动资金风险造成重大影响，须上报风险委员会审批。

4.3 Liquidity risk (continued)

The Group, being classified as a category 1 authorised institution by the HKMA, is required to calculate the LCR and NSFR on a consolidated basis in accordance with the Banking (Liquidity) Rules. The Group is required to maintain a LCR and NSFR not less than 100%.

In certain derivative contracts, the counterparties have the right to request from the Group additional collateral if they have concerns about the Group's creditworthiness.

The Group's liquidity risk management also covers new products or business developments. Before launching a new product or business, the relevant units are required to go through a risk assessment process, which includes the assessment of underlying liquidity risk and consideration of the adequacy of the current risk management mechanism. Any material impact on liquidity risk noted during the risk assessment process will be reported to the RC for approval.

财务报表附注 (续) Notes to the Financial Statements (continued)

4. 金融风险管理 (续) 4. Financial risk management (continued)

4.3 流动资金风险 (续)

本集团制订统一的流动资金风险管理政策，规范和指导所有集团成员的流动资金风险管理；各附属机构根据集团的统一政策，结合自身特点制订具体的管理办法，并各自承担管理本管机构流动资金风险的责任。各附属机构须定期向中银香港风险管理部报告流动资金风险管理信息及相关流动资金比率，中银香港风险管理部汇总各附属机构的信息，对整个集团的流动资金风险状况进行评估，确保满足相关要求。

(A) 流动性覆盖率及 稳定资金净额比率

流动性覆盖率的
平均值
- 第一季度
- 第二季度
- 第三季度
- 第四季度

流动性覆盖率的平均值是基于该季度的每个工作日终结时的流动性覆盖比率的算术平均数及有关流动性状况之金管局报表列明的计算方法及指示计算。

4.3 Liquidity risk (continued)

The Group has established a set of uniform liquidity risk management policies which serve as standards and guidance to all the Group's members for liquidity risk management. On the basis of the Group's uniform policies, each of the subsidiaries develops its own liquidity management policies according to its own characteristics, and assumes its own liquidity risk management responsibility. Subsidiaries are required to report their respective liquidity positions with relevant liquidity ratios on a regular basis to the RMD of BOCHK, which consolidates this information and evaluates group-wide liquidity risk to ensure relevant requirements are satisfied.

(A) Liquidity coverage ratio and net stable funding ratio

	2024	2023
Average value of liquidity coverage ratio		
- First quarter	223.79%	189.68%
- Second quarter	250.58%	188.89%
- Third quarter	231.81%	193.47%
- Fourth quarter	201.06%	207.12%

Average value of liquidity coverage ratio is calculated based on the arithmetic mean of the liquidity coverage ratio as at the end of each working day in the quarter and the calculation methodology and instructions set out in the HKMA return of liquidity position.

财务报表附注 (续) Notes to the Financial Statements (continued)

4. 金融风险管理 (续) 4. Financial risk management (continued)

4.3 流动资金风险 (续)

4.3 Liquidity risk (continued)

(A) 流动性覆盖率及 稳定资金净额比率 (续)

(A) Liquidity coverage ratio and net stable funding ratio (continued)

		2024	2023
稳定资金净额比率 的季度终结值	Quarter-end value of net stable funding ratio		
- 第一季度	- First quarter	140.36%	134.51%
- 第二季度	- Second quarter	140.96%	131.56%
- 第三季度	- Third quarter	140.29%	138.67%
- 第四季度	- Fourth quarter	141.83%	137.28%

稳定资金净额比率的季度终结值是基于有关稳定资金状况之金管局报表列明的计算方法及指示计算。

Quarter-end value of net stable funding ratio is calculated based on the calculation methodology and instructions set out in the HKMA return of stable funding position.

流动性覆盖率及稳定资金净额比率是以综合基础计算,并根据《银行业(流动性)规则》由中银香港及其部分金管局指定之附属公司组成。

Liquidity coverage ratio and net stable funding ratio are computed on the consolidated basis which comprise the positions of BOCHK and certain subsidiaries specified by the HKMA in accordance with the Banking (Liquidity) Rules.

财务报表附注 (续) Notes to the Financial Statements (continued)
4. 金融风险管理 (续) 4. Financial risk management (continued)
4.3 流动资金风险 (续)
4.3 Liquidity risk (continued)
(B) 到期日分析
(B) Maturity analysis

以下关于本集团之资产及负债的到期日分析乃按于结算日时，资产及负债相距合约到期日的剩余期限分类。

The following analysis of the Group's assets and liabilities into relevant maturity groupings is based on the remaining period at balance sheet date to the contractual maturity date.

		2024							
		即期	一个月内	一至三个月	三至十二个月	一至五年	五年以上	不确定	总计
		On demand	Up to 1 month	1 to 3 months	3 to 12 months	1 to 5 years	Over 5 years	Indefinite	Total
		港币	港币	港币	港币	港币	港币	港币	港币
		百万元	百万元	百万元	百万元	百万元	百万元	百万元	百万元
		HK\$m	HK\$m	HK\$m	HK\$m	HK\$m	HK\$m	HK\$m	HK\$m
资产	Assets								
库存现金及在银行及其他金融机构之结余及定期存放	Cash and balances and placements with banks and other financial institutions	290,565	209,999	24,736	81,549	1,546	-	-	608,395
以公允价值变化计入损益之金融资产	Financial assets at fair value through profit or loss	-	6,432	50,423	35,196	24,532	10,197	23	126,803
衍生金融工具	Derivative financial instruments	15,463	8,574	8,752	20,575	14,748	5,784	-	73,896
香港特别行政区政府负债证明书	Hong Kong SAR Government certificates of indebtedness	223,510	-	-	-	-	-	-	223,510
贷款及其他账项	Advances and other accounts	360,278	69,975	76,857	186,745	532,964	433,028	9,836	1,669,683
证券投资	Investment in securities								
- 以公允价值变化计入其他全面收益	- At FVOCI	-	174,903	218,569	288,339	222,214	101,710	3,565	1,009,300
- 以摊余成本计量	- At amortised cost	-	6,325	11,472	32,970	86,857	37,567	-	175,191
联营公司及合资企业权益	Interests in associates and joint ventures	-	-	-	-	-	-	158	158
投资物业	Investment properties	-	-	-	-	-	-	14,569	14,569
物业、器材及设备	Properties, plant and equipment	-	-	-	-	-	-	37,647	37,647
其他资产 (包括应收税项及递延税项资产)	Other assets (including current and deferred tax assets)	34,191	34,281	204	619	369	-	2,490	72,154
资产总额	Total assets	924,007	510,489	391,013	645,993	883,230	588,286	68,288	4,011,306

财务报表附注 (续) Notes to the Financial Statements (continued)
4. 金融风险管理 (续) 4. Financial risk management (continued)
4.3 流动资金风险 (续) 4.3 Liquidity risk (continued)
(B) 到期日分析 (续) (B) Maturity analysis (continued)

		2024							
		即期	一个月内	一至三个月	三至十二个月	一至五年	五年以上	不确定日期	总计
		On demand	Up to 1 month	1 to 3 months	3 to 12 months	1 to 5 years	Over 5 years	Indefinite	Total
		港币	港币	港币	港币	港币	港币	港币	港币
		百万元	百万元	百万元	百万元	百万元	百万元	百万元	百万元
		HK\$m	HK\$m	HK\$m	HK\$m	HK\$m	HK\$m	HK\$m	HK\$m
负债	Liabilities								
香港特别行政区流通纸币	Hong Kong SAR currency notes in circulation	223,510	-	-	-	-	-	-	223,510
银行及其他金融机构之存款及结余	Deposits and balances from banks and other financial institutions	187,590	148,676	7,392	7,196	-	-	-	350,854
以公允价值变化计入损益之金融负债	Financial liabilities at fair value through profit or loss	-	38,287	14,238	21,863	4,313	120	-	78,821
衍生金融工具	Derivative financial instruments	11,744	6,420	7,798	12,577	13,894	4,166	-	56,599
客户存款	Deposits from customers	1,270,106	582,782	641,715	226,444	1,149	-	-	2,722,196
已发行债务证券及存款证	Debt securities and certificates of deposit in issue	-	-	-	10	5,286	-	-	5,296
其他账项及准备 (包括应付税项及递延税项负债)	Other accounts and provisions (including current and deferred tax liabilities)	78,386	91,704	2,586	4,872	5,541	258	-	183,347
后偿负债	Subordinated liabilities	-	-	-	213	46,047	25,722	-	71,982
负债总额	Total liabilities	1,771,336	867,869	673,729	273,175	76,230	30,266	-	3,692,605
流动资金缺口	Net liquidity gap	(847,329)	(357,380)	(282,716)	372,818	807,000	558,020	68,288	318,701

财务报表附注 (续) Notes to the Financial Statements (continued)
4. 金融风险管理 (续) 4. Financial risk management (continued)
4.3 流动资金风险 (续) 4.3 Liquidity risk (continued)
(B) 到期日分析 (续) (B) Maturity analysis (continued)

		2023							
		即期	一个月内	一至	三至	一至五年	五年以上	不确定	总计
		On	Up to	1 to 3	3 to 12	1 to 5	Over	日期	Total
		demand	1 month	months	months	years	5 years	Indefinite	
		港币	港币	港币	港币	港币	港币	港币	港币
		百万元	百万元	百万元	百万元	百万元	百万元	百万元	百万元
		HK\$m	HK\$m	HK\$m	HK\$m	HK\$m	HK\$m	HK\$m	HK\$m
资产	Assets								
库存现金及在银行及其他金融机构之结余及定期存放	Cash and balances and placements with banks and other financial institutions	296,529	50,497	25,387	29,845	2,431	-	-	404,689
以公允价值变化计入损益之金融资产	Financial assets at fair value through profit or loss	-	212,091	38,998	19,038	20,155	2,282	40	292,604
衍生金融工具	Derivative financial instruments	15,765	4,487	5,901	7,646	14,240	6,168	-	54,207
香港特别行政区政府负债证明书	Hong Kong SAR Government certificates of indebtedness	213,000	-	-	-	-	-	-	213,000
贷款及其他账项	Advances and other accounts	338,621	62,360	62,209	240,526	555,023	429,575	8,359	1,696,673
证券投资	Investment in securities								
- 以公允价值变化计入其他全面收益	- At FVOCI	-	148,333	121,777	144,465	227,844	70,196	3,666	716,281
- 以摊余成本计量	- At amortised cost	-	9,127	32,810	29,991	101,790	31,783	-	205,501
联营公司及合资企业权益	Interests in associates and joint ventures	-	-	-	-	-	-	169	169
投资物业	Investment properties	-	-	-	-	-	-	15,329	15,329
物业、器材及设备	Properties, plant and equipment	-	-	-	-	-	-	41,226	41,226
其他资产 (包括应收税项及递延税项资产)	Other assets (including current and deferred tax assets)	19,522	22,595	316	610	380	-	2,476	45,899
资产总额	Total assets	883,437	509,490	287,398	472,121	921,863	540,004	71,265	3,685,578

财务报表附注 (续) Notes to the Financial Statements (continued)
4. 金融风险管理 (续) 4. Financial risk management (continued)
4.3 流动资金风险 (续) 4.3 Liquidity risk (continued)
(B) 到期日分析 (续) (B) Maturity analysis (continued)

		2023							
		即期	一个月	一至	三至	一至五年	五年以上	不确定	总计
		On	Up to	1 to 3	3 to 12	1 to 5	Over	日期	Total
		demand	1 month	months	months	years	5 years	Indefinite	
		港币	港币	港币	港币	港币	港币	港币	港币
		百万元	百万元	百万元	百万元	百万元	百万元	百万元	百万元
		HK\$m	HK\$m	HK\$m	HK\$m	HK\$m	HK\$m	HK\$m	HK\$m
负债	Liabilities								
香港特别行政区流通纸币	Hong Kong SAR currency notes in circulation	213,000	-	-	-	-	-	-	213,000
银行及其他金融机构之存款及结余	Deposits and balances from banks and other financial institutions	199,392	172,873	539	413	-	-	-	373,217
以公允价值变化计入损益之金融负债	Financial liabilities at fair value through profit or loss	-	21,672	27,462	15,653	1,245	171	-	66,203
衍生金融工具	Derivative financial instruments	11,062	3,649	4,105	6,682	11,655	4,314	-	41,467
客户存款	Deposits from customers	1,192,587	524,817	458,625	327,879	1,844	-	-	2,505,752
已发行债务证券及存款证	Debt securities and certificates of deposit in issue	-	-	1,999	-	-	-	-	1,999
其他账项及准备 (包括应付税项及递延税项负债)	Other accounts and provisions (including current and deferred tax liabilities)	61,695	30,978	2,362	2,497	6,528	119	-	104,179
后偿负债	Subordinated liabilities	-	-	-	344	74,979	-	-	75,323
负债总额	Total liabilities	1,677,736	753,989	495,092	353,468	96,251	4,604	-	3,381,140
流动资金缺口	Net liquidity gap	(794,299)	(244,499)	(207,694)	118,653	825,612	535,400	71,265	304,438

按尚余到期日对债务证券之分析是根据合约到期日分类。所作披露不代表此等证券将持有至到期日。

The analysis of debt securities by remaining period to maturity is based on contractual maturity date. The disclosure does not imply that the securities will be held to maturity.

财务报表附注 (续) Notes to the Financial Statements (continued)
4. 金融风险管理 (续) 4. Financial risk management (continued)
4.3 流动资金风险 (续)
4.3 Liquidity risk (continued)
**(C) 按合约到期日分析
之未折现现金流**
(C) Analysis of undiscounted cash flows by contractual maturities
**(a) 非衍生工具之现
现金流**
(a) Non-derivative cash flows

下表概述了本集团于12月31日之非衍生金融负债以剩余合约到期日列示之现金流。

The tables below summarise the cash flows of the Group as at 31 December for non-derivative financial liabilities by remaining contractual maturity.

		2024					
		一至	三至	一至五年	五年以上		
		一个月	三个月	十二个月	一至五年	五年以上	总计
		Up to	1 to 3	3 to 12	1 to 5	Over	Total
		1 month	months	months	years	5 years	港币
		港币	港币	港币	港币	港币	港币
		百万元	百万元	百万元	百万元	百万元	百万元
		HK\$m	HK\$m	HK\$m	HK\$m	HK\$m	HK\$m
金融负债	Financial liabilities						
香港特别行政区流通纸币	Hong Kong SAR currency notes in circulation	223,510	-	-	-	-	223,510
银行及其他金融机构之存款及结余	Deposits and balances from banks and other financial institutions	336,361	7,443	7,300	-	-	351,104
以公允价值变化计入损益之金融负债	Financial liabilities at fair value through profit or loss	38,326	14,317	22,005	4,624	173	79,445
客户存款	Deposits from customers	1,853,636	645,758	230,115	1,224	-	2,730,733
已发行债务证券及存款证	Debt securities and certificates of deposit in issue	-	-	106	5,398	-	5,504
后偿负债	Subordinated liabilities	-	-	1,541	49,967	26,288	77,796
租赁负债	Lease liabilities	45	87	313	772	276	1,493
其他金融负债	Other financial liabilities	166,987	-	132	-	-	167,119
金融负债总额	Total financial liabilities	2,618,865	667,605	261,512	61,985	26,737	3,636,704
		2023					
		一至	三至	一至五年	五年以上		
		一个月	三个月	十二个月	一至五年	五年以上	总计
		Up to	1 to 3	3 to 12	1 to 5	Over	Total
		1 month	months	months	years	5 years	港币
		港币	港币	港币	港币	港币	港币
		百万元	百万元	百万元	百万元	百万元	百万元
		HK\$m	HK\$m	HK\$m	HK\$m	HK\$m	HK\$m
金融负债	Financial liabilities						
香港特别行政区流通纸币	Hong Kong SAR currency notes in circulation	213,000	-	-	-	-	213,000
银行及其他金融机构之存款及结余	Deposits and balances from banks and other financial institutions	372,422	543	416	-	-	373,381
以公允价值变化计入损益之金融负债	Financial liabilities at fair value through profit or loss	21,704	27,630	15,971	1,334	193	66,832
客户存款	Deposits from customers	1,718,187	462,150	334,723	1,986	-	2,517,046
已发行债务证券及存款证	Debt securities and certificates of deposit in issue	-	2,014	-	-	-	2,014
后偿负债	Subordinated liabilities	-	-	2,590	77,569	-	80,159
租赁负债	Lease liabilities	47	88	346	663	122	1,266
其他金融负债	Other financial liabilities	88,889	193	246	5	4	89,337
金融负债总额	Total financial liabilities	2,414,249	492,618	354,292	81,557	319	3,343,035

财务报表附注 (续) Notes to the Financial Statements (continued)

4. 金融风险管理 (续) 4. Financial risk management (continued)

4.3 流动资金风险 (续)

(C) 按合约到期日分析 之未折现现金流 (续)

(b) 衍生工具之现金流

下表概述了本集团于 12 月 31 日以剩余合约到期日列示之现金流, 包括按净额基准结算之衍生金融负债, 及所有按总额基准结算之衍生金融工具(不论有关合约属资产或负债)。除部分衍生工具以公允价值列示外, 下表披露的其他金额均为未经折现的合同现金流。

本集团按净额基准结算之衍生金融工具主要包括利率掉期, 而按总额基准结算之衍生金融工具主要包括货币远期及货币掉期。

4.3 Liquidity risk (continued)

(C) Analysis of undiscounted cash flows by contractual maturities (continued)

(b) Derivative cash flows

The tables below summarise the cash flows of the Group by remaining contractual maturity as at 31 December for derivative financial liabilities that will be settled on a net basis, together with all derivative financial instruments that will be settled on a gross basis regardless of whether the contract is in an asset or liability position. The amounts disclosed in the tables are the contractual undiscounted cash flows, except for certain derivatives which are disclosed at fair value.

The Group's derivative financial instruments that will be settled on a net basis mainly include interest rate swaps whereas derivative financial instruments that will be settled on a gross basis mainly include currency forwards and currency swaps.

财务报表附注 (续) Notes to the Financial Statements (continued)
4. 金融风险管理 (续) 4. Financial risk management (continued)
4.3 流动资金风险 (续)
4.3 Liquidity risk (continued)
**(C) 按合约到期日分析
之未折现现金流
(续)**
(C) Analysis of undiscounted cash flows by contractual maturities (continued)
**(b) 衍生工具之现金流
(续)**
(b) Derivative cash flows (continued)

		2024					
		一个月 Up to 1 month	一至 三个月 1 to 3 months	三至 十二个月 3 to 12 months	一至五年 1 to 5 years	五年以上 Over 5 years	总计 Total
		港币 百万元 HK\$m	港币 百万元 HK\$m	港币 百万元 HK\$m	港币 百万元 HK\$m	港币 百万元 HK\$m	港币 百万元 HK\$m
按净额基准结 算之衍生金 融负债	Derivative financial liabilities settled on a net basis	(12,115)	(1,447)	(4,655)	(10,114)	(1,373)	(29,704)
按总额基准结 算之衍生金 融工具	Derivative financial instruments settled on a gross basis						
总流入	Total inflow	1,646,058	791,268	1,477,441	431,339	30,190	4,376,296
总流出	Total outflow	(1,640,712)	(788,674)	(1,464,823)	(431,209)	(29,805)	(4,355,223)
		2023					
		一个月 Up to 1 month	一至 三个月 1 to 3 months	三至 十二个月 3 to 12 months	一至五年 1 to 5 years	五年以上 Over 5 years	总计 Total
		港币 百万元 HK\$m	港币 百万元 HK\$m	港币 百万元 HK\$m	港币 百万元 HK\$m	港币 百万元 HK\$m	港币 百万元 HK\$m
按净额基准结 算之衍生金 融负债	Derivative financial liabilities settled on a net basis	(11,517)	(1,764)	(6,439)	(7,753)	(1,412)	(28,885)
按总额基准结 算之衍生金 融工具	Derivative financial instruments settled on a gross basis						
总流入	Total inflow	1,450,541	401,440	712,780	247,329	12,154	2,824,244
总流出	Total outflow	(1,448,939)	(395,729)	(710,920)	(247,381)	(11,750)	(2,814,719)

财务报表附注 (续) Notes to the Financial Statements (continued)

4. 金融风险管理 (续) 4. Financial risk management (continued)

4.3 流动资金风险 (续)

4.3 Liquidity risk (continued)

(C) 按合约到期日分析 之未折现现金流 (续)

(C) Analysis of undiscounted cash flows by contractual maturities (continued)

(c) 资产负债表外 项目

(c) Off-balance sheet items

贷款承诺

Loan commitments

有关本集团于 2024 年 12 月 31 日向客户承诺延长信贷及其他融资之表外金融工具, 其合约金额为港币 8,065.91 亿元 (2023 年: 港币 8,158.38 亿元), 此等贷款承诺大部分可于一年内提取。

The contractual amounts of the Group's off-balance sheet financial instruments as at 31 December 2024 that the Group commits to extend credit to customers and other facilities amounted to HK\$806,591 million (2023: HK\$815,838 million). Majority of those loan commitments can be drawn within one year.

财务担保合同

Financial guarantee contracts

本集团于 2024 年 12 月 31 日之财务担保及其他财务融资金额为港币 493.27 亿元 (2023 年: 港币 453.17 亿元), 其到期日大部分少于一年。

Majority of financial guarantees and other financial facilities of the Group as at 31 December 2024 amounting to HK\$49,327 million (2023: HK\$45,317 million) are maturing no later than one year.

财务报表附注 (续) Notes to the Financial Statements (continued)

4. 金融风险管理 (续) 4. Financial risk management (continued)

4.4 资本管理

本集团资本管理的主要目标是维持与集团整体风险状况相称的资本充足水平, 同时为股东带来最大回报。资产负债管理委员会定期检讨本集团资本结构以保持风险、回报与资本充足性的最佳平衡。

本集团已经建立一套有效的资本管理政策和调控机制, 并且运行良好。此套机制保证集团在支持业务发展的同时, 满足法定资本充足率及吸收亏损能力的要求。

本集团在报告时段内就银行业务符合各项金管局的法定资本规定及吸收亏损能力规定。金管局根据综合基准及单独基准监管中银香港及其部分金管局指定之附属公司, 从而取得该等公司之资本充足比率资料, 并为该等公司厘定整体之资本要求。经营银行业务之个别海外附属公司及分行受当地银行业监管机构直接监管, 该等机构会厘定有关附属公司及分行之资本充足规定, 并监察遵行情况。若干并非经营银行业务的金融服务附属公司亦受所属地区的监管机构监管, 并须遵守有关资本规定。

4.4 Capital management

The major objective of the Group's capital management is to maximise total shareholders' return while maintaining a capital adequacy position in relation to the Group's overall risk profile. The ALCO periodically reviews the Group's capital structure to maintain an optimal balance among risk, return and capital adequacy.

The Group has developed and maintained a sound framework of policies and controls on capital management to support the development of the Group's business and to meet the statutory capital adequacy ratio and loss-absorbing capacity requirements.

The Group has complied with all the statutory capital requirements and loss-absorbing capacity requirements of the HKMA for the reported periods in respect of banking operation. The HKMA supervises BOCHK and certain subsidiaries specified by the HKMA on a consolidated and solo basis and, as such, receives information on the capital adequacy of, and sets capital requirements for those companies as a whole. Individual overseas banking subsidiaries and branches are directly regulated by their local banking supervisors, who set and monitor their capital adequacy requirements. Certain non-banking financial subsidiaries are also subject to the supervision and capital requirements of local regulatory authorities.

财务报表附注 (续) Notes to the Financial Statements (continued)

4. 金融风险管理 (续) 4. Financial risk management (continued)

4.4 资本管理 (续)

资产负债管理委员会负责监控集团的资本充足性,并在需要时调整资本结构。本集团已采用基础内部评级基准计算法计算大部分非证券化类别风险承担的信贷风险资本要求。剩余小部分信贷风险承担按标准(信贷风险)计算法计算。本集团采用标准信贷估值调整方法,计算具有信贷估值调整风险的交易对手资本要求。

本集团继续采用内部模式计算法计算外汇及利率的一般市场风险资本要求,并获金管局批准豁免计算结构性外汇敞口产生的市场风险资本要求。本集团继续采用标准(市场风险)计算法计算其余市场风险资本要求。

本集团继续采用标准(业务操作风险)计算法计算操作风险资本要求。

本集团于2024年继续采用内部资本充足评估程序以符合金管局监管政策手册「监管审查程序」内的要求。按金管局对第二支柱的指引,内部资本充足评估程序主要用以评估在第一支柱下未有涵盖或充分涵盖的重大风险所需的额外资本,从而设定本集团最低普通股一级资本比率、最低一级资本比率及最低总资本比率。本集团认为内部资本充足评估程序是一个持续的资本管理过程,并会因应自身的整体风险状况而定期重检及按需要调整其资本结构。

4.4 Capital management (continued)

The ALCO monitors the Group's capital adequacy and adjusts the capital mix where appropriate. The Group has adopted the foundation internal ratings-based ("FIRB") approach to calculate the credit risk capital charge for the majority of its non-securitisation exposures. Small residual credit exposures are remained under the standardised (credit risk) ("STC") approach. The Group has adopted the standardised credit valuation adjustment ("CVA") method to calculate the capital charge for the CVA risk of the counterparty.

The Group continues to adopt the internal models ("IMM") approach to calculate the general market risk capital charge for foreign exchange and interest rate exposures and, with the approval from the HKMA, exclude its structural FX positions in the calculation of the market risk capital charge. The Group continues to adopt the standardised (market risk) ("STM") approach to calculate the market risk capital charge for the remaining exposures.

The Group continues to adopt the standardised (operational risk) ("STO") approach to calculate the operational risk capital charge.

The Group has continued to adopt an internal capital adequacy assessment process ("ICAAP") to comply with the HKMA's requirements in the Supervisory Policy Manual "Supervisory Review Process" in 2024. Based on the HKMA's guidelines on Pillar II, ICAAP has been initiated to assess the extra capital needed to cover the material risks not captured or not adequately captured under Pillar I, and therefore minimum Common Equity Tier 1 capital ratio, minimum Tier 1 capital ratio and minimum Total capital ratio are determined. The Group considers this ICAAP as an on-going process for capital management and periodically reviews and adjusts its capital structure where appropriate in relation to the overall risk profile.

财务报表附注 (续) Notes to the Financial Statements (continued)

4. 金融风险管理 (续) 4. Financial risk management (continued)

4.4 资本管理 (续)

金管局已将中银香港归类为中国银行处置机制集团的重要附属公司,并要求中银香港由2023年1月1日开始满足《金融机构(处置机制)(吸收亏损能力规定—银行界)规则》(「LAC 条例」)下适用之内部吸收亏损能力规定。

此外,本集团每年制定年度资本规划,由资产负债管理委员会审议后呈董事会批准。资本规划从业务策略、股东回报、风险偏好、信用评级、监管要求等多维度评估对资本充足性的影响,从而预测未来资本需求及资本来源,以保障集团能维持良好的资本充足性及资本组合结构,配合业务发展,保持风险、回报与资本充足性的最佳平衡。

(A) 监管综合基础

监管规定的综合基础乃根据《银行业(资本)规则》由中银香港及其部分金管局指定之附属公司组成。在会计处理方面,则按照香港财务报告准则综合附属公司。

4.4 Capital management (continued)

The HKMA has classified BOCHK as a material subsidiary of the BOC resolution group and required BOCHK to comply with the applicable internal loss-absorbing capacity requirements under the Financial Institutions (Resolution) (Loss-absorbing Capacity Requirements – Banking Sector) Rules (“LAC Rules”), with compliance period starting from 1 January 2023.

In addition, the capital plan of the Group is drawn up annually and then submitted to the Board for approval after endorsement of the ALCO. The plan is built up by assessing the implications of various factors upon capital adequacy such as the business strategies, return on equity, risk appetite, credit rating, as well as regulatory requirements. Hence, the future capital requirement is determined and capital sources are identified also. The plan is to ensure the Group maintains adequate capital and appropriate capital structure which align with its business development needs, thereby achieving an optimal balance among risk, return and capital adequacy.

(A) Basis of regulatory consolidation

The consolidation basis for regulatory purposes comprises the positions of BOCHK and certain subsidiaries specified by the HKMA in accordance with the Banking (Capital) Rules. For accounting purposes, subsidiaries are consolidated in accordance with HKFRSs.

财务报表附注 (续) Notes to the Financial Statements (continued)
4. 金融风险管理 (续) 4. Financial risk management (continued)
4.4 资本管理 (续)
4.4 Capital management (continued)
(A) 监管综合基础 (续)
(A) Basis of regulatory consolidation (continued)

包括在会计准则综合范围，而不包括在监管规定综合范围内的附属公司之详情如下：

The particulars of subsidiaries which are included within the accounting scope of consolidation but not included within the regulatory scope of consolidation are as follows:

名称	Name	2024		2023	
		资产总额 Total assets 港币百万元 HK\$'m	资本总额 Total equity 港币百万元 HK\$'m	资产总额 Total assets 港币百万元 HK\$'m	资本总额 Total equity 港币百万元 HK\$'m
中银集团信托人有限公司	BOC Group Trustee Company Limited	201	201	200	200
中银国际英国保诚信托有限公司	BOCI-Prudential Trustee Limited	656	529	627	499
China Bridge (Malaysia) Sdn. Bhd.**	China Bridge (Malaysia) Sdn. Bhd.**	N/A	N/A	13	(1)
中国银行(香港)代理人有限公司	Bank of China (Hong Kong) Nominees Limited	-	-	-	-
中国银行(香港)信托有限公司	Bank of China (Hong Kong) Trustees Limited	9	8	8	8
中银数字服务(南宁)有限公司*	BOC Digital Services (Nanning) Company Limited*	112	52	118	47
中银金融科技(深圳)有限公司	BOCHK Information Technology (Shenzhen) Co., Ltd.	362	256	374	263
中银信息技术服务(深圳)有限公司	BOCHK Information Technology Services (Shenzhen) Co., Ltd.	404	339	408	349
宝生金融投资服务有限公司	Po Sang Financial Investment Services Company Limited	347	346	361	346
宝生证券有限公司	Po Sang Securities Limited	1,016	381	605	384
新华信托有限公司	Sin Hua Trustee Limited	4	4	3	3
Billion Express Development Inc.	Billion Express Development Inc.	-	-	-	-
Billion Orient Holdings Ltd.	Billion Orient Holdings Ltd.	-	-	-	-
Elite Bond Investments Ltd.	Elite Bond Investments Ltd.	-	-	-	-
Express Capital Enterprise Inc.	Express Capital Enterprise Inc.	-	-	-	-

财务报表附注 (续) Notes to the Financial Statements (continued)
4. 金融风险管理 (续) 4. Financial risk management (continued)
4.4 资本管理 (续)
4.4 Capital management (continued)
(A) 监管综合基础 (续)
(A) Basis of regulatory consolidation (continued)

名称	Name	2024		2023	
		资产总额 Total assets 港币百万元 HK\$'m	资本总额 Total equity 港币百万元 HK\$'m	资产总额 Total assets 港币百万元 HK\$'m	资本总额 Total equity 港币百万元 HK\$'m
Express Charm Holdings Corp.	Express Charm Holdings Corp.	-	-	-	-
Express Shine Assets Holdings Corp.	Express Shine Assets Holdings Corp.	-	-	-	-
Express Talent Investment Ltd.	Express Talent Investment Ltd.	-	-	-	-
Gold Medal Capital Inc.	Gold Medal Capital Inc.	-	-	-	-
Gold Tap Enterprises Inc.	Gold Tap Enterprises Inc.	-	-	-	-
Maxi Success Holdings Ltd.	Maxi Success Holdings Ltd.	-	-	-	-
Smart Linkage Holdings Inc.	Smart Linkage Holdings Inc.	-	-	-	-
Smart Union Capital Investments Ltd.	Smart Union Capital Investments Ltd.	-	-	-	-
Success Trend Development Ltd.	Success Trend Development Ltd.	-	-	-	-
Wise Key Enterprises Corp.	Wise Key Enterprises Corp.	-	-	-	-

* 中银金融服务(南宁)有限公司于2024年1月12日更改公司名称为中银数字服务(南宁)有限公司。

* BOC Financial Services (Nanning) Company Limited has changed company's name to BOC Digital Services (Nanning) Company Limited on 12 January 2024.

** China Bridge (Malaysia) Sdn. Bhd.于2024年11月18日进入成员自动清盘程序。

** China Bridge (Malaysia) Sdn. Bhd. has commenced members' voluntary winding up on 18 November 2024.

财务报表附注 (续) Notes to the Financial Statements (continued)

4. 金融风险管理 (续) 4. Financial risk management (continued)

4.4 资本管理 (续)

(A) 监管综合基础 (续)

以上附属公司的主要业务载于「附录一本银行之附属公司」。

于2024年12月31日,并无任何附属公司只包括在监管规定综合范围,而不包括在会计准则综合范围(2023年:无)。

于2024年12月31日,亦无任何附属公司同时包括在会计准则和监管规定综合范围而使用不同综合方法(2023年:无)。

本集团在不同国家/地区经营附属公司,这些公司的资本须受当地规则监管,而本集团成员公司之间相互转让资金或监管资本,亦可能受到限制。

(B) 资本比率

资本比率分析如下:

普通股一级资本比率

一级资本比率

总资本比率

4.4 Capital management (continued)

(A) Basis of regulatory consolidation (continued)

The principal activities of the above subsidiaries are set out in "Appendix – Subsidiaries of the Bank".

There were no subsidiaries which are included within the regulatory scope of consolidation but not included within the accounting scope of consolidation as at 31 December 2024 (2023: Nil).

There were also no subsidiaries which are included within both the accounting scope of consolidation and the regulatory scope of consolidation where the methods of consolidation differ as at 31 December 2024 (2023: Nil).

The Group operates subsidiaries in different countries/regions where capital is governed by local rules and there may be restrictions on the transfer of funds or regulatory capital between the members of the Group.

(B) Capital ratio

The capital ratios are analysed as follows:

CET1 capital ratio

Tier 1 capital ratio

Total capital ratio

<u>2024</u>	<u>2023</u>
<u>20.02%</u>	19.02%
<u>20.02%</u>	19.02%
<u>22.00%</u>	21.18%

财务报表附注 (续) Notes to the Financial Statements (continued)
4. 金融风险管理 (续) 4. Financial risk management (continued)
4.4 资本管理 (续)
4.4 Capital management (continued)
(B) 资本比率 (续)
(B) Capital ratio (continued)

用于计算以上资本比率之扣减后的综合资本基础分析如下:

The consolidated capital base after deductions used in the calculation of the above capital ratios is analysed as follows:

		2024	2023
		港币百万元 HK\$m	港币百万元 HK\$m
普通股一级(CET1)资本: 票据及储备	CET1 capital: instruments and reserves		
直接发行的合资格CET1 资本票据	Directly issued qualifying CET1 capital instruments	43,043	43,043
保留溢利	Retained earnings	236,932	219,744
已披露储备	Disclosed reserves	37,995	40,947
		<hr/>	<hr/>
监管扣减之前的 CET1 资本	CET1 capital before regulatory deductions	317,970	303,734
		<hr/>	<hr/>
CET1 资本: 监管扣减	CET1 capital: regulatory deductions		
估值调整	Valuation adjustments	(40)	(28)
其他无形资产 (已扣除相联的递延税项负债)	Other intangible assets (net of associated deferred tax liabilities)	(2,006)	(1,894)
递延税项资产 (已扣除相联的递延税项负债)	Deferred tax assets (net of associated deferred tax liabilities)	(358)	(328)
按公允价值估值的负债因本身的信用风险变动所产生的损益	Gains and losses due to changes in own credit risk on fair valued liabilities	(67)	(62)
因土地及建筑物 (自用及投资用途) 进行价值重估而产生的累积公允价值收益	Cumulative fair value gains arising from the revaluation of land and buildings (own-use and investment properties)	(41,863)	(45,398)
一般银行业务风险监管储备	Regulatory reserve for general banking risks	(6,028)	(7,974)
因没有充足的 AT1 资本及二级资本以供扣除而须在 CET1 资本扣除的监管扣减	Regulatory deductions applied to CET1 capital due to insufficient AT1 capital and Tier 2 capital to cover deductions	(957)	(941)
		<hr/>	<hr/>
对 CET1 资本的监管扣减总额	Total regulatory deductions to CET1 capital	(51,319)	(56,625)
		<hr/>	<hr/>
CET1 资本	CET1 capital	266,651	247,109

财务报表附注 (续) Notes to the Financial Statements (continued)
4. 金融风险管理 (续) 4. Financial risk management (continued)
4.4 资本管理 (续)
4.4 Capital management (continued)
(B) 资本比率 (续)
(B) Capital ratio (continued)

		<u>2024</u>	<u>2023</u>
		港币百万元	港币百万元
		HK\$'m	HK\$'m
AT1 资本: 票据	AT1 capital: instruments		
合格 AT1 资本票据根据适用会计准则列为股本类别	Qualifying AT1 capital instruments classified as equity under applicable accounting standards	-	-
监管扣减之前的 AT1 资本	AT1 capital before regulatory deductions	-	-
AT1 资本: 监管扣减	AT1 capital: regulatory deductions		
于在监管综合范围以外的金融业实体发行的 AT1 资本票据的重大 LAC 投资	Significant LAC investments in AT1 capital instruments issued by financial sector entities that are outside the scope of regulatory consolidation	(957)	(941)
对 AT1 资本的监管扣减总额	Total regulatory deductions to AT1 capital	(957)	(941)
AT1 资本	AT1 capital	-	-
一级资本	Tier 1 capital	266,651	247,109
二级资本: 票据及准备金	Tier 2 capital: instruments and provisions		
合格计入二级资本的集体准备金及一般银行业务风险监管储备	Collective provisions and regulatory reserve for general banking risks eligible for inclusion in Tier 2 capital	7,491	7,607
监管扣减之前的二级资本	Tier 2 capital before regulatory deductions	7,491	7,607
二级资本: 监管扣减	Tier 2 capital: regulatory deductions		
加回合格计入二级资本的因土地及建筑物(自用及投资用途)进行价值重估而产生的累积公允价值收益	Add back of cumulative fair value gains arising from the revaluation of land and buildings (own-use and investment properties) eligible for inclusion in Tier 2 capital	18,838	20,429
对二级资本的监管扣减总额	Total regulatory adjustments to Tier 2 capital	18,838	20,429
二级资本	Tier 2 capital	26,329	28,036
监管资本总额	Total regulatory capital	292,980	275,145

财务报表附注 (续) Notes to the Financial Statements (continued)

4. 金融风险管理 (续) 4. Financial risk management (continued)

4.4 资本管理 (续)

4.4 Capital management (continued)

(B) 资本比率 (续)

(B) Capital ratio (continued)

缓冲资本比率分析如下:

The capital buffer ratios are analysed as follows:

		<u>2024</u>	<u>2023</u>
防护缓冲资本比率	Capital conservation buffer ratio	<u>2.500%</u>	<u>2.500%</u>
较高吸收亏损能力比率	Higher loss absorbency ratio	<u>1.500%</u>	<u>1.500%</u>
逆周期缓冲资本比率	Countercyclical capital buffer ratio	<u>0.422%</u>	<u>0.813%</u>

(C) 杠杆比率

(C) Leverage ratio

杠杆比率分析如下:

The leverage ratio is analysed as follows:

		<u>2024</u>	<u>2023</u>
		港币百万元 HK\$m	港币百万元 HK\$m
一级资本	Tier 1 capital	<u>266,651</u>	<u>247,109</u>
杠杆比率风险承担	Leverage ratio exposure	<u>3,915,413</u>	<u>3,602,432</u>
杠杆比率	Leverage ratio	<u>6.81%</u>	<u>6.86%</u>

财务报表附注（续） Notes to the Financial Statements (continued)

5. 资产和负债的公允价值 5. Fair values of assets and liabilities

所有以公允价值计量或在财务报表内披露的资产及负债，均按香港财务报告准则第13号「公允价值计量」的定义，于公允价值层级表内分类。该等分类乃参照估值方法所采用的因素之可观察性及重大性，并基于对整体公允价值计量有重大影响之最低层级因素来厘定：

- 第一层级：相同资产或负债在活跃市场中的报价（未经调整）。此层级包括在交易所上市的股份证券、部分政府发行的债务工具及若干场内交易的衍生工具合约。
- 第二层级：乃基于估值技术所采用的最低层级因素（同时需对整体公允价值计量有重大影响）可被直接或间接地观察。此层级包括大部分场外交易的衍生工具合约、从估值服务供应商获取价格的债务证券及存款证、发行的结构性存款、贷款及其他账项，以及其他债务工具。同时亦包括对可观察的市场因素进行了不重大调整或校准的若干外汇合约、贵金属及物业。
- 第三层级：乃基于估值技术所采用的最低层级因素（同时需对整体公允价值计量有重大影响）属不可被观察。此层级包括有重大不可观察因素的股权投资及贷款及其他账项。同时亦包括对可观察的市场因素进行了重大调整的物业。

All assets and liabilities for which fair value is measured or disclosed in the financial statements are categorised within the fair value hierarchy as defined in HKFRS 13, "Fair value measurement". The categorisation are determined with reference to the observability and significance of the inputs used in the valuation methods and based on the lowest level input that is significant to the fair value measurement as a whole:

- Level 1: based on quoted prices (unadjusted) in active markets for identical assets or liabilities. This category includes equity securities listed on exchange, debt instruments issued by certain governments and certain exchange-traded derivative contracts.
- Level 2: based on valuation techniques for which the lowest level input that is significant to the fair value measurement is observable, either directly or indirectly. This category includes majority of the OTC derivative contracts, debt securities and certificates of deposit with quote from pricing services vendors, issued structured deposits, advances and other accounts and other debt instruments. It also includes certain foreign exchange contracts, precious metals and properties with insignificant adjustments or calibrations made to observable market inputs.
- Level 3: based on valuation techniques for which the lowest level input that is significant to the fair value measurement is unobservable. This category includes equity investments and advances and other accounts with significant unobservable inputs. It also includes properties with significant adjustments made to observable market inputs.

财务报表附注（续） Notes to the Financial Statements (continued)

5. 资产和负债的公平值 5. Fair values of assets and liabilities (continued) (续)

对于以重复基准确认于财务报表的资产及负债，本集团会于每一财务报告周期的结算日重新评估其分类（基于对整体公平值计量有重大影响之最低层级因素），以确定有否在公平值层级之间发生转移。

For assets and liabilities that are recognised in the financial statements on a recurring basis, the Group determines whether transfers have occurred between levels in the hierarchy by reassessing categorisation (based on the lowest level input that is significant to the fair value measurement as a whole) at the end of each reporting period.

5.1 以公平值计量的金融工具

5.1 Financial instruments measured at fair value

本集团建立了完善的公平值管治及控制架构，公平值数据由独立于前线的控制单位确定或核实。各控制单位负责独立核实前线业务之估值结果及重大公平值数据。其他特定控制程序包括核实可观察的估值参数、审核新的估值模型及任何模型改动、根据可观察的市场交易价格校准及回顾测试所采用的估值模型、深入分析日常重大估值变动、评估重大不可观察估值参数及估值调整。重大估值事项将向高层管理人员、风险委员会及审计委员会汇报。

The Group has an established governance structure and controls framework to ensure that fair values are either determined or validated by control units independent of the front offices. Control units have overall responsibility for independent verification of valuation results from front line businesses and all other significant fair value measurements. Other specific controls include verification of observable pricing inputs; review and approval for new models and changes to models; calibration and back-testing of models against observed market transactions; analysis and investigation of significant daily valuation movements; review of significant unobservable inputs and valuation adjustments. Significant valuation issues are reported to senior management, Risk Committee and Audit Committee.

一般而言，金融工具以单一工具为计量基础。香港财务报告准则第13号允许在满足特定条件的前提下，可以选用会计政策以同一投资组合下的金融资产及金融负债的净敞口作为公平值的计量基础。本集团的估值调整以单一工具为基础，与金融工具的计量基础一致。根据衍生金融工具的风险管理政策及系统，一些满足特定条件的组合的公平值调整是按其净风险敞口所获得或支付的价格计量。组合层面的估值调整会以净风险敞口占比分配到单一资产或负债。

Generally, the unit of account for a financial instrument is the individual instrument. HKFRS 13 permits a portfolio exception, through an accounting policy election, to measure the fair value of a portfolio of financial assets and financial liabilities on the basis of the net open risk position when certain criteria are met. The Group applies valuation adjustments at an individual instrument level, consistent with that unit of account. According to its risk management policies and systems to manage derivative financial instruments, the fair value adjustments of certain derivative portfolios that meet those criteria are measured on the basis of the price to be received or paid for net open risk. Those portfolio-level adjustments are allocated to the individual assets and liabilities on the basis of its relative net risk exposure to the portfolio.

财务报表附注（续） Notes to the Financial Statements (continued)

5. 资产和负债的公平值 5. Fair values of assets and liabilities (continued) (续)

5.1 以公平值计量的金融工具 (续)

当无法从公开市场获取报价时，本集团通过一些估值技术或经纪 / 交易商之询价来确定金融工具的公平值。

对于本集团所持有的金融工具，其估值技术使用的主要参数包括债券价格、利率、汇率、权益及股票价格、商品价格、波幅及相关系数、交易对手信贷利差及其他，主要为可从公开市场观察及获取的参数。

用以厘定以下金融工具公平值的估值方法如下：

债务证券及存款证、贷款及其他账项及其他债务工具

此类工具的公平值由交易所、交易商或外间独立估值服务供应商提供的市场报价或使用贴现现金流模型分析而决定。贴现现金流模型是一个利用预计未来现金流，以一个可反映市场上相类似风险的工具所需信贷息差之贴现率或贴现差额计量而成现值的估值技术。这些参数是市场上可观察或由可观察或不可观察的市场数据证实。

按揭抵押债券

这类工具由外间独立第三者提供报价。有关的估值视乎交易性质以市场标准的现金流模型及估值参数（包括可观察或由近似发行的价格矩阵编辑而成的贴现率差价、违约及收回率、及提前预付率）估算。

5.1 Financial instruments measured at fair value (continued)

The Group uses valuation techniques or broker/dealer quotations to determine the fair value of financial instruments when unable to obtain the open market quotation in active markets.

The main parameters used in valuation techniques for financial instruments held by the Group include bond prices, interest rates, foreign exchange rates, equity and stock prices, commodity prices, volatilities and correlations, counterparty credit spreads and others, which are mostly observable and obtainable from open market.

The techniques used to calculate the fair value of the following financial instruments are as below:

Debt securities and certificates of deposit, advances and other accounts and other debt instruments

The fair value of these instruments is determined by obtaining quoted market prices from exchange, dealer or independent pricing service vendors or using discounted cash flow technique. Discounted cash flow model is a valuation technique that measures present value using estimated expected future cash flows from the instruments and then discounts these flows using a discount rate or discount margin that reflects the credit spreads required by the market for instruments with similar risk. These inputs are observable or can be corroborated by observable or unobservable market data.

Mortgage backed securities

For this class of instruments, external prices are obtained from independent third parties. The valuation of these securities, depending on the nature of transaction, is estimated from market standard cash flow models with input parameters which include spreads to discount rates, default and recovery rates and prepayment rates that may be observable or compiled through matrix pricing for similar issues.

财务报表附注 (续) Notes to the Financial Statements (continued)

5. 资产和负债的公允价值 5. Fair values of assets and liabilities (continued) (续)

5.1 以公允价值计量的金融工具 (续)

衍生工具

场外交易的衍生工具合约包括外汇、利率、股票、商品或信贷的远期、掉期及期权合约。衍生工具合约的公允价值主要由贴现现金流模型及期权计价模型等估值技术厘定。所使用的参数为可观察或不可观察市场数据。可观察的参数包括利率、汇率、权益及股票价格、商品价格、信贷违约掉期利差、波幅及相关系数。不可观察的参数可用于嵌藏于结构性存款中非交易频繁的期权类产品。对一些复杂的衍生工具合约，公允价值将按经纪/交易商之报价为基础。

本集团对场外交易的衍生工具作出了信贷估值调整及债务估值调整。调整分别反映对市场因素变化、交易对手信誉及本集团自身信贷息差的期望。有关调整主要是按每一交易对手，以未来预期敞口、违约率及收回率厘定。

Derivatives

OTC derivative contracts include forward, swap and option contracts on foreign exchange, interest rate, equity, commodity or credit. The fair values of these contracts are mainly measured using valuation techniques such as discounted cash flow models and option pricing models. The inputs can be observable or unobservable market data. Observable inputs include interest rate, foreign exchange rates, equity and stock prices, commodity prices, credit default swap spreads, volatilities and correlations. Unobservable inputs may be used for less commonly traded option products which are embedded in structured deposits. For certain complex derivative contracts, the fair values are determined based on broker/dealer price quotations.

Credit valuation adjustments (“CVAs”) and debit valuation adjustments (“DVAs”) are applied to the Group’s OTC derivatives. These adjustments reflect market factors movement, expectations of counterparty creditworthiness and the Group’s own credit spread respectively. They are mainly determined for each counterparty and are dependent on expected future values of exposures, default probabilities and recovery rates.

财务报表附注 (续) Notes to the Financial Statements (continued)
5. 资产和负债的公允价值 5. Fair values of assets and liabilities (continued)
 (续)

5.1 以公允价值计量的金融工具 (续) 5.1 Financial instruments measured at fair value (continued)
(A) 公允值的等级
(A) Fair value hierarchy

		2024			
		第一层级 Level 1	第二层级 Level 2	第三层级 Level 3	总计 Total
		港币百万元 HK\$'m	港币百万元 HK\$'m	港币百万元 HK\$'m	港币百万元 HK\$'m
金融资产	Financial assets				
交易性资产 (附注 21)	Trading assets (Note 21)				
- 债务证券及存款证	- Debt securities and certificates of deposit	525	115,020	-	115,545
- 股份证券	- Equity securities	18	-	-	18
- 其他债务工具	- Other debt instruments	-	3,800	-	3,800
其他强制分类为以公允价值变化计入损益之金融资产 (附注 21)	Other financial assets mandatorily classified at fair value through profit or loss (Note 21)				
- 债务证券及存款证	- Debt securities and certificates of deposit	-	-	-	-
界定为以公允价值变化计入损益之金融资产 (附注 21)	Financial assets designated at fair value through profit or loss (Note 21)				
- 债务证券及存款证	- Debt securities and certificates of deposit	-	-	-	-
- 其他债务工具	- Other debt instruments	-	7,440	-	7,440
衍生金融工具 (附注 22)	Derivative financial instruments (Note 22)	40	73,856	-	73,896
以公允价值计量之贷款及其他账项	Advances and other accounts at fair value	-	2,163	809	2,972
以公允价值变化计入其他全面收益之证券投资 (附注 24)	Investment in securities at FVOCI (Note 24)				
- 债务证券及存款证	- Debt securities and certificates of deposit	248,711	757,024	-	1,005,735
- 股份证券	- Equity securities	-	-	3,565	3,565

财务报表附注 (续) Notes to the Financial Statements (continued)

5. 资产和负债的公允价值 5. Fair values of assets and liabilities (continued) (续)

5.1 以公允价值计量的金融工具 (续) 5.1 Financial instruments measured at fair value (continued)

(A) 公允值的等级 (A) Fair value hierarchy (continued) (续)

		2024			
		第一层级 Level 1	第二层级 Level 2	第三层级 Level 3	总计 Total
		港币百万元 HK\$m	港币百万元 HK\$m	港币百万元 HK\$m	港币百万元 HK\$m
金融负债	Financial liabilities				
以公允价值变化计入损益 之金融负债 (附注 30)	Financial liabilities at fair value through profit or loss (Note 30)				
- 交易性负债	- Trading liabilities	565	61,638	-	62,203
- 界定为以公允价值 变化计入损益 之金融负债	- Financial liabilities designated at fair value through profit or loss	-	16,618	-	16,618
衍生金融工具 (附注 22)	Derivative financial instruments (Note 22)	32	56,567	-	56,599

财务报表附注 (续) Notes to the Financial Statements (continued)
5. 资产和负债的公允价值 5. Fair values of assets and liabilities (continued)
 (续)

5.1 以公允价值计量的金融工具 (续) 5.1 Financial instruments measured at fair value (continued)
(A) 公允值的等级 (续)
(A) Fair value hierarchy (continued)

		2023			
		第一层级 Level 1	第二层级 Level 2	第三层级 Level 3	总计 Total
		港币百万元 HK\$m	港币百万元 HK\$m	港币百万元 HK\$m	港币百万元 HK\$m
金融资产	Financial assets				
交易性资产 (附注 21)	Trading assets (Note 21)				
- 债务证券及存款证	- Debt securities and certificates of deposit	1	66,477	-	66,478
- 股份证券	- Equity securities	40	-	-	40
- 其他债务工具	- Other debt instruments	-	3,800	-	3,800
其他强制分类为以公允价值变化计入损益之金融资产 (附注 21)	Other financial assets mandatorily classified at fair value through profit or loss (Note 21)				
- 债务证券及存款证	- Debt securities and certificates of deposit	-	4,519	-	4,519
界定为以公允价值变化计入损益之金融资产 (附注 21)	Financial assets designated at fair value through profit or loss (Note 21)				
- 债务证券及存款证	- Debt securities and certificates of deposit	-	168	-	168
- 其他债务工具	- Other debt instruments	-	217,599	-	217,599
衍生金融工具 (附注 22)	Derivative financial instruments (Note 22)	19	54,188	-	54,207
以公允价值计量之贷款及其他账项	Advances and other accounts at fair value	-	4,512	863	5,375
以公允价值变化计入其他全面收益之证券投资 (附注 24)	Investment in securities at FVOCI (Note 24)				
- 债务证券及存款证	- Debt securities and certificates of deposit	130,234	582,381	-	712,615
- 股份证券	- Equity securities	-	404	3,262	3,666

财务报表附注 (续) Notes to the Financial Statements (continued)
5. 资产和负债的公允价值 5. Fair values of assets and liabilities (continued)
 (续)

5.1 以公允价值计量的金融工具 (续) 5.1 Financial instruments measured at fair value (continued)
(A) 公允值的等级 (A) Fair value hierarchy (continued)
 (续)

		2023			
		第一层级 Level 1	第二层级 Level 2	第三层级 Level 3	总计 Total
		港币百万元 HK\$m	港币百万元 HK\$m	港币百万元 HK\$m	港币百万元 HK\$m
金融负债	Financial liabilities				
以公允价值变化计入损益之金融负债 (附注 30)	Financial liabilities at fair value through profit or loss (Note 30)				
- 交易性负债	- Trading liabilities	805	59,045	-	59,850
- 界定为以公允价值变化计入损益之金融负债	- Financial liabilities designated at fair value through profit or loss	-	6,353	-	6,353
衍生金融工具 (附注 22)	Derivative financial instruments (Note 22)	195	41,272	-	41,467

本集团之金融资产及负债于年内均没有第一层级及第二层级之间的转移 (2023年: 无)。

There were no financial asset and liability transfers between level 1 and level 2 for the Group during the year (2023: Nil).

财务报表附注 (续) Notes to the Financial Statements (continued)
5. 资产和负债的公允价值 (续) 5. Fair values of assets and liabilities (continued)
5.1 以公允价值计量的金融工具 (续) 5.1 Financial instruments measured at fair value (continued)
(B) 第三层级的项目变动
(B) Reconciliation of level 3 items

		2024	
		金融资产	
		Financial assets	
		以公允价值变化 计入其他全面 收益之证券投资	以公允价值变化 计入其他全面 收益之证券投资
		Investment in securities at FVOCI	Investment in securities at FVOCI
		贷款及其他账项	贷款及其他账项
		Advances and other accounts at fair value	Advances and other accounts at fair value
		股份证券	股份证券
		Equity securities	Equity securities
		港币百万元	港币百万元
		HK\$'m	HK\$'m
于2024年1月1日	At 1 January 2024	863	3,262
收益	Gains		
- 收益表	- Income statement	-	-
- 其他全面收益	- Other comprehensive income		
- 公允价值变化	- Change in fair value	-	304
增置	Additions	-	-
处置、赎回及到期	Disposals, redemptions and maturity	-	(1)
汇兑差额	Exchange difference	(54)	-
于2024年12月31日	At 31 December 2024	809	3,565
于2024年12月31日持有的金融资产于年内计入收益表的未实现收益总额	Total unrealised gains for the year included in income statement for financial assets held as at 31 December 2024	-	-

财务报表附注 (续) Notes to the Financial Statements (continued)

5. 资产和负债的公允价值 (续) 5. Fair values of assets and liabilities (continued)

5.1 以公允价值计量的金融工具 (续) 5.1 Financial instruments measured at fair value (continued)

(B) 第三层级的项目变动 (续)

(B) Reconciliation of level 3 items (continued)

		2023	
		金融资产	
		Financial assets	
		以公允价值变化 计入其他全面 收益之证券投资	以公允价值变化 计入其他全面 收益之证券投资
		Investment in securities at FVOCI	Investment in securities at FVOCI
		以公允价值计量之 贷款及其他账项	以公允价值计量之 贷款及其他账项
		Advances and other accounts at fair value	Advances and other accounts at fair value
		港币百万元	港币百万元
		HK\$m	HK\$m
于 2023 年 1 月 1 日	At 1 January 2023	832	1,860
收益	Gains		
- 收益表	- Income statement	-	-
- 其他全面收益	- Other comprehensive income		
- 公允价值变化	- Change in fair value	-	602
增置	Additions	-	800
处置、赎回及到期	Disposals, redemptions and maturity	-	-
汇兑差额	Exchange difference	31	-
于 2023 年 12 月 31 日	At 31 December 2023	863	3,262
于 2023 年 12 月 31 日 持有的金融资产于年 内计入收益表的未实 现收益总额	Total unrealised gains for the year included in income statement for financial assets held as at 31 December 2023	-	-

财务报表附注 (续) Notes to the Financial Statements (continued)

5. 资产和负债的公允价值 5. Fair values of assets and liabilities (continued) (续)

5.1 以公允价值计量的金融工具 (续)

5.1 Financial instruments measured at fair value (continued)

(B) 第三层级的项目变动 (续)

(B) Reconciliation of level 3 items (continued)

于 2024 年 12 月 31 日及 2023 年 12 月 31 日, 分类为第三层级的金融工具主要包括若干股份证券、贷款及其他账项及非上市股权。

As at 31 December 2024 and 2023, financial instruments categorised as level 3 are mainly comprised of certain equity securities, advances and other accounts and unlisted equity shares.

对于若干股份证券、贷款及其他账项, 其可供比较的信贷利差为不可观察参数并对其估值产生重大影响。因此本集团将这些金融工具划分至第三层级。本集团已建立相关内部控制程序监控集团对此类金融工具的敞口。

For certain equity securities, advances and other accounts, the credit spreads of comparables used in valuation techniques are unobservable inputs with significant impact on valuation. Therefore, these instruments have been classified by the Group as level 3. The Group has established internal control procedures to control the Group's exposure to such financial instruments.

财务报表附注 (续) Notes to the Financial Statements (continued)

5. 资产和负债的公允价值 5. Fair values of assets and liabilities (continued) (续)

5.1 以公允价值计量的金融工具 (续)

5.1 Financial instruments measured at fair value (continued)

(B) 第三层级的项目变动 (续)

(B) Reconciliation of level 3 items (continued)

以公允价值变化计入其他全面收益之非上市股权的公允价值乃参考(i)可供比较的上市公司之倍数包括平均市价 / 盈利比率或平均市价 / 账面净值比率; 或(ii)该股权投资之股息贴现模型计算结果; 或(iii)若没有合适可供比较的公司或没有适用的股息贴现模型, 则按其资产净值并对其持有的若干资产或负债作公允价值调整(如适用)厘定。主要不可观察参数及应用于非上市股权的公允价值计量之参数范围包括市盈率 27.12x - 45.32x、市账率 0.21x - 0.60x、流动性折扣 25% - 30%、股息发放率 23.44% - 84.35% 及折现率 11.33% - 13.01%。公允价值与适合采用之可比较市价 / 盈利比率及市价 / 账面净值比率、预估未来派发的股息流或资产净值存在正向关系, 并与可供比较的上市公司之平均市价 / 盈利比率及市价 / 账面净值比率采用的流动性折扣或股息贴现模型采用的贴现率成反向关系。

若所有估值技术中所应用的重大不可观察因素发生 5% 有利变化 / 不利变化 (2023 年: 5%), 则本集团之其他全面收益将分别增加港币 1.22 亿元及减少港币 1.21 亿元 (2023 年: 分别增加港币 0.64 亿元及减少港币 0.63 亿元)。

The fair values of unlisted FVOCI equity investments are determined with reference to (i) multiples of comparable listed companies, including average of the price/earnings ratios or average of the price/book values ratios of the comparables; or (ii) dividend discount model calculation of the underlying equity investments; or (iii) net asset value with fair value adjustments on certain assets or liabilities held (if applicable), if neither appropriate comparables nor dividend discount model calculation is available or applicable. The significant unobservable inputs and their range applied in the fair values measurement of the Group's unlisted equity investments includes price/earnings ratios of the comparables of 27.12x - 45.32x, price/book values ratios of the comparables of 0.21x - 0.60x, liquidity discount of 25% - 30%, dividend payout ratio of 23.44% - 84.35% and discount rate of 11.33% - 13.01%. The fair value is positively correlated to the price/earnings ratios and price/book value ratios of appropriate comparables, forecasted stream of future dividend payout or net asset values, and is negatively correlated to the liquidity discount used in the average of price/earnings ratios and price/book value ratios of comparables or discount rate used in dividend discount model.

Had all of the significant unobservable inputs applied on the valuation techniques favourably changed/unfavourably changed by 5% (2023: 5%), the Group's other comprehensive income would have increased by HK\$122 million and decreased by HK\$121 million, respectively (2023: increased by HK\$64 million and decreased by HK\$63 million, respectively).

财务报表附注（续） Notes to the Financial Statements (continued)

5. 资产和负债的公平值 5. Fair values of assets and liabilities (continued) (续)

5.2 非以公平值计量的金融工具

公平值是在一特定时点按相关市场资料及不同金融工具之资料来评估。以下之方法及假设已按实际情况应用于评估各类金融工具之公平值。

存放 / 尚欠银行及其他金融机构之结余及贸易票据

大部分之金融资产及负债将于结算日后一年内到期，其账面值与公平值相若。

香港特别行政区政府负债证明书及香港特别行政区流通纸币

香港特别行政区政府负债证明书及香港特别行政区流通纸币之账面值与公平值相若。

客户贷款及银行及其他金融机构贷款

大部分之客户贷款及银行及其他金融机构贷款是浮动利率，按市场息率计算利息，其账面值与公平值相若。

以摊余成本计量之证券投资

以摊余成本计量之证券之公平值厘定与附注 5.1 内以公平值计量的债务证券及存款证和按揭抵押债券采用之方法相同。

5.2 Financial instruments not measured at fair value

Fair value estimates are made at a specific point in time based on relevant market information and information about various financial instruments. The following methods and assumptions have been used to estimate the fair value of each class of financial instrument as far as practicable.

Balances with/from banks and other financial institutions and trade bills

Substantially all the financial assets and liabilities mature within one year from the balance sheet date and their carrying value approximates fair value.

Hong Kong SAR Government certificates of indebtedness and Hong Kong SAR currency notes in circulation

The carrying value of Hong Kong SAR Government certificates of indebtedness and Hong Kong SAR currency notes in circulation approximates their fair value.

Advances to customers and banks and other financial institutions

Substantially all the advances to customers and banks and other financial institutions are on floating rate terms, bear interest at prevailing market interest rates and their carrying value approximates fair value.

Investment in securities at amortised cost

The fair value of securities at amortised cost is determined by using the same approach as those debt securities and certificates of deposit and mortgage backed securities measured at fair value as described in Note 5.1.

财务报表附注 (续) Notes to the Financial Statements (continued)
5. 资产和负债的公平值 5. Fair values of assets and liabilities (continued)
 (续)

5.2 非以公平值计量的金融工具 (续)
客户存款

大部分之客户存款将于结算日后一年内到期，其账面值与公平值相若。

已发行债务证券及存款证

此类工具之公平值厘定与附注 5.1 内以公平值计量的债务证券及存款证采用之方法相同。

后偿负债

后偿负债之公平值厘定与附注 5.1 内以公平值计量的债务证券及存款证采用之方法相同，其账面值与公平值相若。

除以上其账面值与公平值相若的金融工具外，下表为非以公平值计量的金融工具之账面值和公平值。

5.2 Financial instruments not measured at fair value (continued)
Deposits from customers

Substantially all the deposits from customers mature within one year from the balance sheet date and their carrying value approximates fair value.

Debt securities and certificates of deposit in issue

The fair value of these instruments is determined by using the same approach as those debt securities and certificates of deposit measured at fair value as described in Note 5.1.

Subordinated liabilities

The fair value of subordinated liabilities is determined by using the same approach as those debt securities and certificates of deposit measured at fair value as described in Note 5.1 and their carrying value approximates fair value.

The following tables set out the carrying values and fair values of the financial instruments not measured at fair value, except for the above with their carrying values being approximation of fair values.

	2024		2023	
	账面值 Carrying value	公平值 Fair value	账面值 Carrying value	公平值 Fair value
	港币百万元 HK\$'m	港币百万元 HK\$'m	港币百万元 HK\$'m	港币百万元 HK\$'m
金融资产				
以摊余成本计量之证券投资 (附注 24)				
Financial assets				
Investment in securities at amortised cost (Note 24)	175,191	171,792	205,501	200,429
金融负债				
已发行债务证券及存款证 (附注 32)				
Financial liabilities				
Debt securities and certificates of deposit in issue (Note 32)	5,296	5,331	1,999	2,001

财务报表附注 (续) Notes to the Financial Statements (continued)
5. 资产和负债的公平值 (续) 5. Fair values of assets and liabilities (continued)
5.2 非以公平值计量的金融工具 (续)

下表列示已披露其公平值的金融工具之公平值等级。

5.2 Financial instruments not measured at fair value (continued)

The following tables show the fair value hierarchy for financial instruments with fair values disclosed.

		2024			
		第一层级 Level 1	第二层级 Level 2	第三层级 Level 3	总计 Total
		港币百万元 HK\$m	港币百万元 HK\$m	港币百万元 HK\$m	港币百万元 HK\$m
金融资产	Financial assets				
以摊余成本计量之证券投资	Investment in securities at amortised cost	20,268	151,466	58	171,792
金融负债	Financial liabilities				
已发行债务证券及存款证	Debt securities and certificates of deposit in issue	-	5,331	-	5,331
		2023			
		第一层级 Level 1	第二层级 Level 2	第三层级 Level 3	总计 Total
		港币百万元 HK\$m	港币百万元 HK\$m	港币百万元 HK\$m	港币百万元 HK\$m
金融资产	Financial assets				
以摊余成本计量之证券投资	Investment in securities at amortised cost	31,942	168,475	12	200,429
金融负债	Financial liabilities				
已发行债务证券及存款证	Debt securities and certificates of deposit in issue	-	2,001	-	2,001

财务报表附注（续） Notes to the Financial Statements (continued)

5. 资产和负债的公平值 5. Fair values of assets and liabilities (continued) (续)

5.3 以公平值计量的非金融工具

本集团通过一些估值技术或活跃市场报价来确定非金融工具的公平值。

投资物业及房产

本集团之物业可分为投资物业及房产。所有本集团之投资物业及房产已于年底进行重估。本年之估值由独立特许测量师莱坊测量师行有限公司进行，其拥有具备香港测量师学会资深专业会员及专业会员资格之人员，并在估值物业所处地区及种类上拥有经验。当估值于每半年末及年末进行时，本集团管理层会跟测量师讨论估值方法、估值假设及估值结果。估值方法于年内没有改变，亦与去年一致。

(i) 第二层级公平值计量采用的估值方法及因素

被分类为第二层级之物业的公平值，乃参考可比较物业之近期出售成交价（市场比较法）或参考市场租金及资本化率（收入资本法），再对可比较物业及被评估物业之间的差异作出适当调整。此等调整被认为对整体计量并不构成重大影响。

5.3 Non-financial instruments measured at fair value

The Group uses valuation techniques or quoted market prices in active market to determine the fair value of non-financial instruments.

Investment properties and premises

The Group's properties can be divided into investment properties and premises. All of the Group's investment properties and premises were revalued as at year end. This year, the valuations were carried out by an independent firm of chartered surveyors, Knight Frank Petty Limited, who have among their staff Fellow and Members of The Hong Kong Institute of Surveyors with recent experience in the locations and categories of properties being valued. The Group's Management had discussions with the surveyors on the valuation methods, valuation assumptions and valuation results when the valuation is performed at each interim and annual reporting date. There has been no change in valuation methods during the year and the methods used are consistent with last year.

(i) Valuation methods and inputs used in level 2 fair value measurements

The fair value of properties classified as level 2 is determined using either the market comparison approach by reference to recent sales price of comparable properties or the income capitalisation approach by reference to market rent and capitalisation rate, with appropriate adjustments to reflect the differences between the comparable properties and the subject properties. These adjustments are considered as insignificant to the measurement.

财务报表附注 (续) Notes to the Financial Statements (continued)

5. 资产和负债的公允价值 5. Fair values of assets and liabilities (continued) (续)

5.3 以公允价值计量的非金融工具 (续)

5.3 Non-financial instruments measured at fair value (continued)

投资物业及房产 (续)

Investment properties and premises (continued)

(i) 第二层级公允价值计量的估值方法及因素 (续)

(i) Valuation methods and inputs used in level 2 fair value measurements (continued)

本集团之物业均位于香港、若干内地、泰国及马来西亚之主要城市, 被认为是活跃及透明的物业市场。可比较物业之出售价、市场租金及资本化率一般均可在此等市场上被直接或间接观察得到。

The Group's properties are located in Hong Kong, certain major cities in the mainland, Thailand and Malaysia where the property markets are considered active and transparent. Sales price, market rent and capitalisation rate of comparable properties are generally observable either directly or indirectly in these markets.

(ii) 有关第三层级公允价值计量的资料

(ii) Information about level 3 fair value measurements

除银行金库外, 被分类为第三层级的本集团物业之公允价值均采用市场比较法或收入资本法, 再按本集团物业相对于可比较物业之性质作折溢价调整来厘定。

The fair value of all of the Group's properties classified as level 3, except for the bank vault, is determined using either the market comparison approach or the income capitalisation approach, adjusted for a premium or a discount specific to the features of the Group's properties compared to the comparable properties.

由于银行金库之独特性质, 并无市场交易实例可资比较, 其公允价值乃采用折旧重置成本法厘定。主要的因素为现时土地的市值、重置该建筑物的现时成本及折旧率, 并作适当的调整以反映物业的独特性质。

The fair value of the bank vault is determined using the depreciated replacement cost approach as no direct comparable is available given the specialised nature of the property. The major inputs are the market value of the existing land, the current cost of replacing the property and the depreciation rate. Appropriate adjustments are made to reflect the specialised nature of the property.

财务报表附注 (续) Notes to the Financial Statements (continued)
5. 资产和负债的公允价值 5. Fair values of assets and liabilities (continued)
 (续)

5.3 以公允价值计量的非金融工具 (续)
5.3 Non-financial instruments measured at fair value (continued)
投资物业及房产 (续)
Investment properties and premises (continued)

(ii) 有关第三层级公允价值计量的资料 (续)

(ii) Information about level 3 fair value measurements (continued)

以下为在公允价值计量时对被分类为第三层级之本集团物业所采用的估值方法及重大不可观察因素：

The valuation methods and significant unobservable inputs used in the fair value measurement of the Group's properties classified as level 3 are as follows:

	估值方法 Valuation method	重大不可观察因素 Significant unobservable inputs	加权平均 Weighted average	不可观察因素与公允价值的关系 Relationship of unobservable inputs to fair value
银行金库 Bank vault	折旧重置成本法 Depreciated replacement cost approach	折旧率 Depreciation rate	每年2% (2023年: 2%) 2% (2023: 2%) per year	折旧率愈高, 公允价值愈低。 The higher the depreciation rate, the lower the fair value.
		物业独特性质之溢价 Premium on specialised nature of the property	建筑成本+15% (2023年: +15%) +15% (2023: +15%) to building cost	溢价愈高, 公允价值愈高。 The higher the premium, the higher the fair value.
其他物业 Other properties	市场比较法或收入资本法 Market comparison approach or income capitalisation approach	物业相对可比较物业在性质上之折价 Discount on features of the property compared to comparable properties	-7.2% (2023: -6.8%)	折价愈高, 公允价值愈低。 The higher the discount, the lower the fair value.

物业相对可比较物业在性质上之溢价 / (折价) 乃参考与可比较物业在不同因素上的差异, 例如成交后之市场变动、位置、通达性、楼龄 / 状况、楼层、面积、布局等而厘定。

Premium/(discount) on features of a property is determined after taken into account various factors, such as time for market movement, location, accessibility, building age/condition, floor level, size, layout, etc., with reference to the differences in features with comparable properties.

财务报表附注 (续) Notes to the Financial Statements (continued)

5. 资产和负债的公允价值 5. Fair values of assets and liabilities (continued) (续)

5.3 以公允价值计量的非金融工具 (续)

投资物业及房产 (续)

(ii) 有关第三层级公允价值计量的资料 (续)

对于已有重建计划的投资物业之公允价值，会按采用剩余估值法之重建基准来计量其价值。剩余估值法一般是用于土地发展的估值方法。首先会按市场比较法来厘定重建项目的总发展价值。市场比较法是参考近期成交的可比物业的成交价，并按可比物业与集团发展项目的质素差异来作折溢价调整。最终得出的公允价值乃总发展价值的现值于扣除发展成本（包括专业费用、拆卸成本、建筑成本等）及发展利润的现值后所剩余的价值。总发展价值愈高，公允价值会愈高；发展成本及折现率愈高，公允价值会愈低。

贵金属

贵金属之公允价值是按活跃市场报价或有若干调整的市场报价为基础。

5.3 Non-financial instruments measured at fair value (continued)

Investment properties and premises (continued)

(ii) Information about level 3 fair value measurements (continued)

For the fair value of the investment property with a redevelopment plan, it is measured on a redevelopment basis by adopting residual approach which is a valuation method generally used to value development of lands. Gross Development Value ("GDV") is first determined using market comparison approach by reference to recent transactions of comparable properties and adjusted for a premium or a discount specific to the quality of the Group's development compared to the comparable properties. The ultimate fair value of the redevelopment is the residual value after deducting the present value of the development costs (including professional fees, demolition cost, constructions cost etc.) and developer's profit from the present value of the GDV. The higher the GDV, the higher the fair value; the higher the development costs and the discount rate, the lower is the fair value.

Precious metals

The fair values of precious metals are determined by obtaining quoted market prices in active market or market quote with certain adjustments.

财务报表附注 (续) Notes to the Financial Statements (continued)
5. 资产和负债的公允价值 (续) 5. Fair values of assets and liabilities (continued)
5.3 以公允价值计量的非金融工具 (续) 5.3 Non-financial instruments measured at fair value (continued)
(A) 公允值的等级
(A) Fair value hierarchy

		2024			
		第一层级 Level 1	第二层级 Level 2	第三层级 Level 3	总计 Total
		港币百万元 HK\$m	港币百万元 HK\$m	港币百万元 HK\$m	港币百万元 HK\$m
非金融资产	Non-financial assets				
投资物业 (附注 26)	Investment properties (Note 26)	-	305	14,264	14,569
物业、器材及设备 (附注 27)	Properties, plant and equipment (Note 27)				
- 房产	- Premises	-	843	34,537	35,380
其他资产 (附注 28)	Other assets (Note 28)				
- 贵金属	- Precious metals	-	15,176	-	15,176

		2023			
		第一层级 Level 1	第二层级 Level 2	第三层级 Level 3	总计 Total
		港币百万元 HK\$m	港币百万元 HK\$m	港币百万元 HK\$m	港币百万元 HK\$m
非金融资产	Non-financial assets				
投资物业 (附注 26)	Investment properties (Note 26)	-	308	15,021	15,329
物业、器材及设备 (附注 27)	Properties, plant and equipment (Note 27)				
- 房产	- Premises	-	1,075	37,926	39,001
其他资产 (附注 28)	Other assets (Note 28)				
- 贵金属	- Precious metals	-	11,627	-	11,627

本集团之非金融资产于年内没有第一层级及第二层级之间的转移 (2023年: 无)。

There were no non-financial asset transfers between level 1 and level 2 for the Group during the year (2023: Nil).

财务报表附注 (续) Notes to the Financial Statements (continued)
5. 资产和负债的公允价值 5. Fair values of assets and liabilities (continued)
 (续)

5.3 以公允价值计量的非金融工具 (续)
5.3 Non-financial instruments measured at fair value (continued)
(B) 第三层级的项目变动
(B) Reconciliation of level 3 items

		2024	
		非金融资产	
		Non-financial assets	
		投资物业	物业、器材及设备
		Investment	Properties, plant
		properties	and equipment
		房产	Premises
		港币百万元	港币百万元
		HK\$m	HK\$m
于 2024 年 1 月 1 日	At 1 January 2024	15,021	37,926
亏损	Losses		
- 收益表	- Income statement		
- 投资物业公允价值调整之净亏损	- Net loss from fair value adjustments on investment properties	(1,522)	-
- 重估房产之净亏损	- Net loss from revaluation of premises	-	(312)
- 其他全面收益	- Other comprehensive income		
- 房产重估	- Revaluation of premises	-	(2,484)
折旧	Depreciation	-	(1,113)
增置	Additions	118	1,014
处置	Disposals	(1)	(6)
转入第三层级	Transfer into level 3	-	159
转出第三层级	Transfer out of level 3	-	-
重新分类	Reclassification	648	(648)
汇兑差额	Exchange difference	-	1
于 2024 年 12 月 31 日	At 31 December 2024	14,264	34,537
于 2024 年 12 月 31 日持有的非金融资产于年内计入收益表的未实现亏损总额	Total unrealised losses for the year included in income statement for non-financial assets held as at 31 December 2024		
- 投资物业公允价值调整之净亏损	- Net loss from fair value adjustments on investment properties	(1,522)	-
- 重估房产之净亏损	- Net loss from revaluation of premises	-	(312)
		(1,522)	(312)

财务报表附注 (续) Notes to the Financial Statements (continued)
5. 资产和负债的公平值 5. Fair values of assets and liabilities (continued)
 (续)

5.3 以公平值计量的非金融工具 (续) 5.3 Non-financial instruments measured at fair value (continued)
(B) 第三层级的项目变动 (续) (B) Reconciliation of level 3 items (continued)

		2023	
		非金融资产	
		Non-financial assets	
		投资物业	物业、器材及设备
		Investment properties	Properties, plant and equipment
		房产	Premises
		港币百万元	港币百万元
		HK\$'m	HK\$'m
于 2023 年 1 月 1 日	At 1 January 2023	16,197	40,356
亏损	Losses		
- 收益表	- Income statement		
- 投资物业公平值调整之净亏损	- Net loss from fair value adjustments on investment properties	(1,267)	-
- 重估房产之净亏损	- Net loss from revaluation of premises	-	(112)
- 其他全面收益	- Other comprehensive income		
- 房产重估	- Revaluation of premises	-	(991)
折旧	Depreciation	-	(1,154)
增置	Additions	26	27
转入第三层级	Transfer into level 3	-	41
转出第三层级	Transfer out of level 3	-	(176)
重新分类	Reclassification	65	(65)
于 2023 年 12 月 31 日	At 31 December 2023	<u>15,021</u>	<u>37,926</u>
于 2023 年 12 月 31 日持有的非金融资产于年内计入收益表的未实现亏损总额	Total unrealised losses for the year included in income statement for non-financial assets held as at 31 December 2023		
- 投资物业公平值调整之净亏损	- Net loss from fair value adjustments on investment properties	(1,267)	-
- 重估房产之净亏损	- Net loss from revaluation of premises	-	(112)
		<u>(1,267)</u>	<u>(112)</u>

财务报表附注 (续) Notes to the Financial Statements (continued)

5. 资产和负债的公平值 5. Fair values of assets and liabilities (continued) (续)

5.3 以公平值计量的非金融 工具 (续)

5.3 Non-financial instruments measured at fair value (continued)

(B) 第三层级的项目变动 (续)

(B) Reconciliation of level 3 items (continued)

转入及转出第三层级的物业乃因该等被估值物业相对其可比较物业在性质上之溢价 / (折价) 于年内出现变化所引致。性质上之溢价 / (折价) 乃取决于被估值物业与近期成交之可比较物业在性质上的差异。由于每年来自近期市场成交之可比较物业均会不尽相同, 被估值物业与可比较物业在性质上之溢价 / (折价) 会相应每年有所变化, 从而对可观察的市场因素所进行之调整之重大性亦会随之变化, 引致物业被转入及转出第三层级。

The transfer of properties into and out of level 3 is due to change in the premium/(discount) on features applied between the subject and comparable properties during the year. Premium/(discount) on features is determined with reference to differences in features between the subject properties and the comparable properties recently transacted in the market. As comparable properties that come from recent market transactions may be different in each year, the premium/(discount) on features applied between the subject and comparable properties would change from year to year accordingly. As a result, the significance of adjustments made to observable market inputs may vary and lead to the transfer of properties into and out of level 3.

财务报表附注（续） Notes to the Financial Statements (continued)
6. 净利息收入
6. Net interest income

	2024	2023
	港币百万元 HK\$m	港币百万元 HK\$m
利息收入		
客户贷款、存放银行及其他 金融机构的款项	91,448	87,086
证券投资及以公允价值变化计 入损益之金融资产	42,367	36,201
其他	660	845
	134,475	124,132
利息支出		
客户存款、银行及其他金融 机构存放的款项	(81,002)	(71,929)
已发行债务证券及存款证	(25)	(116)
后偿负债	(2,447)	(2,509)
租赁负债	(43)	(41)
其他	(3,623)	(2,841)
	(87,140)	(77,436)
净利息收入	47,335	46,696

以摊余成本及以公允价值变化计入其他全面收益作计量之金融资产的利息收入分别为港币 972.59 亿元（2023 年：港币 942.27 亿元）及港币 305.79 亿元（2023 年：港币 251.38 亿元）。

Included within interest income are HK\$97,259 million (2023: HK\$94,227 million) and HK\$30,579 million (2023: HK\$25,138 million) for financial assets measured at amortised cost and at fair value through other comprehensive income respectively.

非以公允价值变化计入损益作计量之金融负债的利息支出为港币 852.48 亿元（2023 年：港币 761.99 亿元）。

Included within interest expense are HK\$85,248 million (2023: HK\$76,199 million) for financial liabilities that are not measured at fair value through profit or loss.

财务报表附注 (续) Notes to the Financial Statements (continued)
7. 净服务费及佣金收入 7. Net fee and commission income

		2024	2023
		港币百万元	港币百万元
		HK\$m	HK\$m
服务费及佣金收入	Fee and commission income		
保险	Insurance	3,595	2,704
信用卡业务	Credit card business	2,586	2,452
证券经纪	Securities brokerage	2,266	1,826
贷款佣金	Loan commissions	2,236	2,413
信托及托管服务	Trust and custody services	925	804
缴款服务	Payment services	745	714
基金分销	Funds distribution	681	435
买卖货币	Currency exchange	540	398
汇票佣金	Bills commissions	444	481
保管箱	Safe deposit box	290	290
其他	Others	1,544	1,762
		15,852	14,279
服务费及佣金支出	Fee and commission expense		
信用卡业务	Credit card business	(1,968)	(1,790)
证券经纪	Securities brokerage	(325)	(281)
其他	Others	(1,110)	(945)
		(3,403)	(3,016)
净服务费及佣金收入	Net fee and commission income	12,449	11,263
其中源自:	Of which arise from:		
非以公允价值变化计入损益 作计量之金融资产或金融负债	Financial assets or financial liabilities that are not measured at fair value through profit or loss		
- 服务费及佣金收入	- Fee and commission income	2,492	2,663
- 服务费及佣金支出	- Fee and commission expense	(9)	(9)
		2,483	2,654
信托及其他受托活动	Trust and other fiduciary activities		
- 服务费及佣金收入	- Fee and commission income	1,119	1,001
- 服务费及佣金支出	- Fee and commission expense	(63)	(41)
		1,056	960

财务报表附注 (续) **Notes to the Financial Statements (continued)**

8. 净交易性收益

8. Net trading gain

		<u>2024</u>	<u>2023</u>
		港币百万元	港币百万元
		HK\$'m	HK\$'m
净收益 / (亏损) 源自:	Net gain/(loss) from:		
外汇交易及外汇交易产品	Foreign exchange and foreign exchange products	11,998	8,729
利率工具及公平值对冲的项目	Interest rate instruments and items under fair value hedge	697	49
商品	Commodities	361	274
股权工具	Equity instruments	45	(5)
		<u>13,101</u>	<u>9,047</u>

9. 其他以公平值变化计入损益之金融工具净亏损

9. Net loss on other financial instruments at fair value through profit or loss

		<u>2024</u>	<u>2023</u>
		港币百万元	港币百万元
		HK\$'m	HK\$'m
其他强制分类为以公平值变化计入损益之金融工具净收益	Net gain on other financial instruments mandatorily classified at fair value through profit or loss	84	136
界定为以公平值变化计入损益之金融工具净亏损	Net loss on financial instruments designated at fair value through profit or loss	(468)	(207)
		<u>(384)</u>	<u>(71)</u>

财务报表附注 (续) Notes to the Financial Statements (continued)
10. 其他金融工具之净亏损 10. Net loss on other financial instruments

	2024	2023
	港币百万元	港币百万元
	HK\$m	HK\$m
处置 / 赎回以公允价值变化计入其他全面收益之证券投资之净亏损	(1,271)	(1,307)
赎回以摊余成本计量之证券投资之净亏损	(27)	(21)
其他	5	10
	(1,293)	(1,318)

11. 其他经营收入 11. Other operating income

	2024	2023
	港币百万元	港币百万元
	HK\$m	HK\$m
股息收入		
- 来自年内被终止确认之以公允价值变化计入其他全面收益之证券投资	17	-
- 来自年底仍持有之以公允价值变化计入其他全面收益之证券投资	32	55
投资物业之租金总收入	456	485
减: 有关投资物业之支出	(76)	(71)
其他	144	92
	573	561

「有关投资物业之支出」包括年内未出租投资物业之直接经营支出港币0.19亿元(2023年: 港币0.09亿元)。

Included in the "Outgoings in respect of investment properties" is HK\$19 million (2023: HK\$9 million) of direct operating expenses related to investment properties that were not let during the year.

财务报表附注（续） **Notes to the Financial Statements (continued)**

12. 减值准备净拨备

12. Net charge of impairment allowances

		<u>2024</u>	<u>2023</u>
		港币百万元 HK\$m	港币百万元 HK\$m
减值准备净（拨备） / 拨回：	Net (charge)/reversal of impairment allowances on:		
贷款及其他账项	Advances and other accounts		
- 以公允价值变化计入其他全面收益	- At FVOCI	23	48
- 以摊余成本计量	- At amortised cost	(4,961)	(6,477)
		(4,938)	(6,429)
在银行及其他金融机构之结余及定期存放	Balances and placements with banks and other financial institutions	(57)	(22)
证券投资	Investment in securities		
- 以公允价值变化计入其他全面收益	- At FVOCI	(60)	(11)
- 以摊余成本计量	- At amortised cost	(3)	15
		(63)	4
贷款承诺及财务担保合同	Loan commitments and financial guarantee contracts	18	120
		(5,040)	(6,327)
其他	Others	(31)	(14)
减值准备净拨备	Net charge of impairment allowances	(5,071)	(6,341)

财务报表附注 (续) Notes to the Financial Statements (continued)

13. 经营支出 13. Operating expenses

		<u>2024</u>	<u>2023</u>
		港币百万元 HK\$m	港币百万元 HK\$m
人事费用 (包括董事酬金)	Staff costs (including directors' emoluments)		
- 薪酬及其他费用	- Salaries and other costs	10,328	9,677
- 退休成本	- Pension cost	583	556
		10,911	10,233
房产及设备支出 (不包括折旧及摊销)	Premises and equipment expenses (excluding depreciation and amortisation)		
- 短期租赁、低价值资产租赁及浮动租金租赁	- Short-term leases, leases of low-value assets and variable lease payments	90	56
- 其他	- Others	1,399	1,307
		1,489	1,363
折旧及摊销	Depreciation and amortisation	2,777	2,833
核数师酬金	Auditor's remuneration		
- 审计服务	- Audit services	31	27
- 非审计服务	- Non-audit services	8	2
其他经营支出	Other operating expenses	2,622	2,633
		17,838	17,091

财务报表附注（续） **Notes to the Financial Statements (continued)**

14. 投资物业处置 / 公允价值调整之净亏损 **14. Net loss from disposal of/fair value adjustments on investment properties**

	<u>2024</u>	<u>2023</u>
	港币百万元	港币百万元
	HK\$m	HK\$m
投资物业公允价值调整之净亏损（附注 26）	(1,540)	(1,279)

15. 处置 / 重估物业、器材及设备之净亏损 **15. Net loss from disposal/revaluation of properties, plant and equipment**

	<u>2024</u>	<u>2023</u>
	港币百万元	港币百万元
	HK\$m	HK\$m
处置设备、固定设施及装备之净亏损	(2)	(5)
重估房产之净亏损（附注 27）	(311)	(112)
	(313)	(117)

财务报表附注 (续) Notes to the Financial Statements (continued)
16. 税项
16. Taxation

收益表内之税项组成如下:

Taxation in the income statement represents:

	2024	2023
	港币百万元	港币百万元
	HK\$m	HK\$m
本期税项		
香港利得税		
- 年内计入税项	7,333	5,841
- 往年超额拨备	(242)	(158)
	7,091	5,683
香港以外税项		
- 年内计入税项	1,392	957
- 往年超额拨备	(114)	(267)
	8,369	6,373
递延税项		
暂时性差额之产生及拨回 及未使用税项抵免 (附注 34)	(547)	(33)
	7,822	6,340

香港利得税乃按照本年度估计于香港产生的应课税溢利依税率 16.5% (2023 年: 16.5%) 提拨。香港以外溢利之税款按照本年度估计应课税溢利依本集团经营业务所在国家 / 地区之现行税率计算。

Hong Kong profits tax has been provided at the rate of 16.5% (2023: 16.5%) on the estimated assessable profits arising in Hong Kong during the year. Taxation on profits outside Hong Kong has been calculated on the estimated assessable profits for the year at the rates of taxation prevailing in the countries/regions in which the Group operates.

本集团除税前溢利产生的实际税项, 与根据香港利得税率计算的税项差异如下:

The taxation on the Group's profit before taxation that differs from the theoretical amount that would arise using the taxation rate of Hong Kong is as follows:

	2024	2023
	港币百万元	港币百万元
	HK\$m	HK\$m
除税前溢利	47,008	41,331
按税率 16.5% (2023 年: 16.5%) 计算的税项	7,756	6,820
其他国家 / 地区税率差异的影响	227	171
无需课税之收入	(1,947)	(1,815)
税务上不可扣减之开支	1,449	1,552
往年超额拨备	(356)	(425)
香港以外预提税	667	322
其他	26	(285)
计入税项	7,822	6,340
实际税率	16.6%	15.3%

财务报表附注（续） Notes to the Financial Statements (continued)

16. 税项（续）

16. Taxation (continued)

经济合作与发展组织（「经合组织」）的全球最低税率（「支柱二」）规则

Organisation for Economic Co-operation and Development's ("OECD") Global Minimum Tax ("Pillar Two") model rules

经合组织的支柱二规则适用于本集团。本集团业务遍及的地区 - 越南、印度尼西亚、马来西亚及泰国宣布立法实施支柱二法规，并分别已于2024年1月1日在越南生效和将于2025年1月1日在印度尼西亚、马来西亚及泰国生效。按越南、印度尼西亚、马来西亚及泰国颁布的支柱二法规，本集团需为这四个地区的全球反侵蚀税基规则有效税率与15%的最低税率间的差额缴纳补足税。

The Group is within the scope of the OECD's Pillar Two model rules. Pillar Two legislation was enacted in Vietnam, Indonesia, Malaysia and Thailand, among the jurisdictions in which the Group operates and has become effective in Vietnam since 1 January 2024 and will become effective in Indonesia, Malaysia and Thailand from 1 January 2025 respectively. Under the Pillar Two legislation enacted in Vietnam, Indonesia, Malaysia and Thailand, the Group is liable to pay a top-up tax for the difference between the Global Anti-Base Erosion ("GloBE") effective tax rate for these four jurisdictions, and the 15% minimum rate.

对于支柱二法规已生效的地区（即越南），经评估本集团没有产生相关额外本期税项支出。按2023年7月发布对香港会计准则第12号「所得税」的修订，本集团采用其中特例免于确认和披露与支柱二所得税相关的递延税项资产和负债信息。

For the jurisdiction in which Pillar Two legislation has become effective (i.e. Vietnam), the Group has assessed that there shall not be related additional current tax expense. The Group applies the exception to recognising and disclosing information about deferred tax assets and liabilities related to Pillar Two income taxes, as provided in the amendments to HKAS 12 "Income Taxes" issued in July 2023.

对于已颁布支柱二法规但尚未生效的地区（即印度尼西亚、马来西亚及泰国），经评估本集团在这三个地区的全球反侵蚀税基规则有效税率应超过15%的最低税率。因此，当支柱二法规生效时，本集团于这三个地区不大可能产生额外税项支出。

For the jurisdictions in which Pillar Two legislation has been enacted but has not yet become effective (i.e. Indonesia, Malaysia and Thailand), the Group has assessed that the GloBE effective tax rate for these three jurisdictions should likely exceed the 15% minimum rate. Accordingly, there should not likely be top-up tax expense in these three jurisdictions when the Pillar Two legislation becomes effective.

财务报表附注（续） **Notes to the Financial Statements (continued)**

17. 股息

17. Dividends

	2024		2023	
	每股 港元 Per share HK\$	总额 港币百万元 Total HK\$m	每股 港元 Per share HK\$	总额 港币百万元 Total HK\$m
股息				
		Dividends		
	0.550	23,674	0.429	18,484

于 2024 年 4 月 19 日，董事会宣派中期股息每股普通股港币 0.134 元，总额约为港币 57.68 亿元，并已于 2024 年 6 月 27 日支付。

On 19 April 2024, the Board declared an interim dividend of HK\$0.134 per ordinary share amounting to approximately HK\$5,768 million, which was paid on 27 June 2024.

于 2024 年 12 月 13 日，董事会宣派中期股息每股普通股港币 0.416 元，总额约为港币 179.06 亿元，并已于 2024 年 12 月 30 日支付。

On 13 December 2024, the Board declared an interim dividend of HK\$0.416 per ordinary share amounting to approximately HK\$17,906 million, which was paid on 30 December 2024.

财务报表附注（续）

Notes to the Financial Statements (continued)

18. 退休福利成本

18. Retirement benefit costs

本集团提供退休福利予集团内合格的员工。

Retirement benefits are provided to eligible employees of the Group.

在香港，提供予本集团员工的定额供款计划主要为获《强积金条例》豁免之职业退休计划及中银保诚简易强积金计划。

In Hong Kong, defined contribution schemes for the Group's employees are ORSO scheme exempted under the MPF Schemes Ordinance and the BOC-Prudential Easy Choice MPF Scheme.

根据职业退休计划，雇员须向职业退休计划之每月供款为其基本薪金之 5%，而雇主之每月供款为雇员基本月薪之 5% 至 15% 不等（视乎雇员之服务年期）。雇员有权于退休、提前退休或雇佣期终止且服务年资满 10 年或以上等情况下收取 100% 之雇主供款。服务满 3 年至 9 年的员工，因其他原因而终止雇佣期（被即时解雇除外），可收取 30% 至 90% 之雇主供款。雇员收取的雇主供款，须受《强积金条例》所限。

Under the ORSO scheme, employees make monthly contributions to the ORSO scheme equal to 5% of their basic salaries, while the employer makes monthly contributions equal to 5% to 15% of the employees' monthly basic salaries, depending on years of service. The employees are entitled to receive 100% of the employer's contributions upon retirement, early retirement or termination of employment after completing 10 years of service. Employees with 3 to 9 years of service are entitled to receive the employer's contributions at a scale ranging from 30% to 90% upon termination of employment for other reasons other than summary dismissal. All employer's contributions received by employee are subject to MPF Schemes Ordinance.

随着《强积金条例》于 2000 年 12 月 1 日实施，本集团亦按法例要求设立了强积金计划，并于 2019 年起，对服务年资满 5 年的员工增设行方自愿性供款。该计划之受托人为中银国际英国保诚信托有限公司，投资管理人为中银国际英国保诚资产管理有限公司，此两间公司均为本银行之有关连人士。

With the implementation of the MPF Schemes Ordinance on 1 December 2000, the Group also launched the MPF Scheme according to the regulatory requirement. Since 2019, employees with 5 years of service or above are entitled to employer's voluntary contribution. The trustee of the Scheme is BOCI-Prudential Trustee and the investment manager is BOCI-Prudential Asset Management, which are related parties of the Bank.

截至 2024 年 12 月 31 日止年度，在扣除约港币 0.13 亿元（2023 年：约港币 0.15 亿元）之没收供款后，职业退休计划之供款总额约为港币 3.78 亿元（2023 年：约港币 3.75 亿元），而本集团向强积金计划之供款总额则约为港币 1.28 亿元（2023 年：约港币 1.23 亿元）。

The Group's total contributions made to the ORSO scheme for the year ended 31 December 2024 amounted to approximately HK\$378 million (2023: approximately HK\$375 million), after a deduction of forfeited contributions of approximately HK\$13 million (2023: approximately HK\$15 million). For the MPF Scheme, the Group contributed approximately HK\$128 million (2023: approximately HK\$123 million) for the year ended 31 December 2024.

其他国家及地区机构的合格员工按当地法例规定及市场惯例参加当地退休定额供款计划或设定收益计划。

All eligible employees of institutions in other countries and regions participate in the local defined contribution schemes or defined benefit plans in accordance with local regulations and market practices.

财务报表附注 (续) Notes to the Financial Statements (continued)
19. 董事、高层管理人员及主要人员酬金 19. Directors', senior management's and Key Personnel's emoluments
(a) 董事及高层管理人员酬金
(a) Directors' and senior management's emoluments
(i) 董事酬金
(i) Directors' emoluments

本年度本集团就本银行董事为本银行及管理附属公司提供之服务而已付及其应收未收之酬金详情如下：

Details of the emoluments paid to or receivable by the directors of the Bank in respect of their services rendered for the Bank and managing the subsidiaries within the Group during the year are as follows:

		2024				
		董事袍金 Directors' fee	基本薪金、 津贴及 实物福利 Basic salaries, allowances and benefits in kind	花红 Bonus	其他付款# Other payments#	总计 Total
		港币千元 HK\$'000	港币千元 HK\$'000	港币千元 HK\$'000	港币千元 HK\$'000	港币千元 HK\$'000
执行董事	Executive Director					
孙煜 (总裁)	SUN Yu (Chief Executive)	-	6,499	2,905	-	9,404
非执行董事	Non-executive Directors					
葛海蛟	GE Haijiao	-	-	-	-	-
刘金 ^{注1}	LIU Jin ^{Note 1}	-	-	-	-	-
林景臻	LIN Jingzhen	-	-	-	-	-
郑汝桦*	CHENG Eva*	600	-	-	-	600
蔡冠深*	CHOI Koon Shum*	600	-	-	-	600
冯婉眉*	FUNG Yuen Mei Anita*	700	-	-	-	700
罗义坤*	LAW Yee Kwan Quinn*	550	-	-	-	550
李惠光*	LEE Sunny Wai Kwong*	650	-	-	-	650
聂世禾*	LIP Sai Wo*	650	-	-	-	650
马时亨*	MA Si Hang Frederick*	550	-	-	-	550
		4,300	-	-	-	4,300
		4,300	6,499	2,905	-	13,704

注 1: 于年内辞任。

Note 1: Resigned during the year.

财务报表附注 (续) Notes to the Financial Statements (continued)
19. 董事、高层管理人员及主要人员酬金 (续) 19. Directors', senior management's and Key Personnel's emoluments (continued)

(a) 董事及高层管理人员酬金 (续)

(a) Directors' and senior management's emoluments (continued)

(i) 董事酬金 (续)

(i) Directors' emoluments (continued)

		2023				
		基本薪金、津贴及实物福利	董事袍金	其他付款#	总计	
		Basic salaries, allowances and benefits in kind	Directors' fee	Other payments#	Total	
		港币千元	港币千元	港币千元	港币千元	
		HK\$'000	HK\$'000	HK\$'000	HK\$'000	
执行董事	Executive Director					
孙煜 (总裁)	SUN Yu (Chief Executive)	-	6,313	3,320	9,633	
非执行董事	Non-executive Directors					
葛海蛟	GE Haijiao	-	-	-	-	
刘金	LIU Jin	-	-	-	-	
林景臻	LIN Jingzhen	-	-	-	-	
郑汝桦*	CHENG Eva*	600	-	-	600	
蔡冠深*	CHOI Koon Shum*	600	-	-	600	
冯婉眉*	FUNG Yuen Mei Anita*	651	-	-	651	
罗义坤*	LAW Yee Kwan Quinn*	550	-	-	550	
李惠光*	LEE Sunny Wai Kwong*	626	-	-	626	
聂世禾*	LIP Sai Wo*	331	-	-	331	
马时亨*	MA Si Hang Frederick*	110	-	-	110	
高铭胜*	KOH Beng Seng*	321	-	-	321	
童伟鹤*	TUNG Savio Wai-Hok*	345	-	-	345	
		4,134	-	-	4,134	
		4,134	6,313	3,320	13,767	

* 独立非执行董事

* Independent Non-executive Directors

包括为董事所付的退休金计划供款金额、为促使董事加盟及为补偿董事因失去董事职位已支付或应付的款项。

Including the contributions to pension scheme for directors, inducement to join the Group and the compensation for the loss of office paid to or receivable by directors.

截至2024年12月31日止年度，没有董事放弃其酬金（2023年：无）。

There were no directors waived emoluments for the year ended 31 December 2024 (2023: Nil).

财务报表附注 (续) **Notes to the Financial Statements (continued)**

19. 董事、高层管理人员及主要人员酬金 (续) **19. Directors', senior management's and Key Personnel's emoluments (continued)**

(a) 董事及高层管理人员酬金 (续)

(a) Directors' and senior management's emoluments (continued)

(ii) 五位最高薪酬人士

(ii) Five highest paid individuals

本集团年内五位最高薪酬人士包括 1 名董事 (2023 年: 1 名), 其酬金已载于上文分析。其余 4 名 (2023 年: 4 名) 最高薪酬人士之酬金分析如下:

The five individuals whose emoluments were the highest in the Group for the year include one (2023: one) director whose emolument is reflected in the analysis presented above. The emoluments payable to the remaining four (2023: four) individuals during the year are as follows:

	2024	2023
	港币百万元	港币百万元
	HK\$m	HK\$m
基本薪金及津贴	17	18
花红	15	14
退休金计划供款	1	1
	33	33

年内就彼等任期内已付及其应收未收之酬金组别如下:

Emoluments paid to or receivable by individuals during the year with reference to their tenure are within the following bands:

		人数	
		Number of individuals	
		2024	2023
港币 7,000,001 元至港币 7,500,000 元	HK\$7,000,001 to HK\$7,500,000	1	1
港币 7,500,001 元至港币 8,000,000 元	HK\$7,500,001 to HK\$8,000,000	2	1
港币 8,000,001 元至港币 8,500,000 元	HK\$8,000,001 to HK\$8,500,000	-	1
港币 9,000,001 元至港币 9,500,000 元	HK\$9,000,001 to HK\$9,500,000	-	1
港币 9,500,001 元至港币 10,000,000 元	HK\$9,500,001 to HK\$10,000,000	1	-

财务报表附注 (续) Notes to the Financial Statements (continued)

19. 董事、高层管理人员及主要人员薪金 (续) 19. Directors', senior management's and Key Personnel's emoluments (continued)

(a) 董事及高层管理人员薪金 (续)

(a) Directors' and senior management's emoluments (continued)

(iii) 高层管理人员薪金

(iii) Senior management's emoluments

高层管理人员年内就彼等任期内已付及其应收未收之薪金组别如下:

Emoluments paid to or receivable by individuals during the year with reference to their tenure as senior management are within the following bands:

		人数	
		2024	2023
港币 500,001 元至港币 1,000,000 元	HK\$500,001 to HK\$1,000,000	-	1
港币 2,500,001 元至港币 3,000,000 元	HK\$2,500,001 to HK\$3,000,000	-	1
港币 3,000,001 元至港币 3,500,000 元	HK\$3,000,001 to HK\$3,500,000	1	-
港币 4,000,001 元至港币 4,500,000 元	HK\$4,000,001 to HK\$4,500,000	2	1
港币 4,500,001 元至港币 5,000,000 元	HK\$4,500,001 to HK\$5,000,000	1	2
港币 5,000,001 元至港币 5,500,000 元	HK\$5,000,001 to HK\$5,500,000	1	-
港币 6,500,001 元至港币 7,000,000 元	HK\$6,500,001 to HK\$7,000,000	1	1
港币 9,000,001 元至港币 9,500,000 元	HK\$9,000,001 to HK\$9,500,000	1	-
港币 9,500,001 元至港币 10,000,000 元	HK\$9,500,001 to HK\$10,000,000	-	1

财务报表附注 (续) Notes to the Financial Statements (continued)

19. 董事、高层管理人员及主要人员酬金 (续) 19. Directors', senior management's and Key Personnel's emoluments (continued)

(b) CG-5 下高级管理人员及主要人员的薪酬

就披露用途, 高级管理人员及主要人员定义如下:

- 高级管理人员: 董事会指定的高级管理人员, 负责监察整体策略或活动或重要业务, 包括总裁、副总裁、副总裁兼财务总监、副总裁兼风险总监、董事会秘书以及集团审计总经理。
- 主要人员: 职责或活动涉及承担重大风险, 代表集团承担重大风险, 或个人职责对风险管理有直接、重大影响, 且对盈利有直接影响的人员, 包括前线业务单位、本地主要附属公司及东南亚机构第一责任人、交易主管、对风险管理有直接、重大影响且对集团盈利有直接影响的职能单位第一责任人、向总裁直接汇报的部门总经理, 以及集团按照《银行业条例》定义委任的「经理」。

(b) Remuneration for Senior Management and Key Personnel under CG-5

For the purpose of disclosure, Senior Management and Key Personnel are defined as follows:

- Senior Management: The senior management designated by the Board who are responsible for oversight of the Group-wide strategy or activities or material business lines, including the Chief Executive, Deputy Chief Executive, Deputy Chief Executive and Chief Financial Officer, Deputy Chief Executive and Chief Risk Officer, Board Secretary and General Manager of Group Audit.
- Key Personnel: The employees whose duties or activities involve the assumption of material risk, or those who take on material exposures on behalf of the Group, or whose individual responsibilities have direct and material impact on the risk management and affect the profitability of the Group directly, including heads of frontline business units, local major subsidiaries and Southeast Asian entities, head of trading, heads of functional units that have direct and material impact on the Group's risk management and affect the profitability of the Group directly, general managers who report directly to the Chief Executive, as well as "managers" appointed by the Group according to the Banking Ordinance.

财务报表附注 (续) **Notes to the Financial Statements (continued)**

19. 董事、高层管理人员及主要人员酬金 (续) **19. Directors', senior management's and Key Personnel's emoluments (continued)**

(b) CG-5 下高级管理人员及主要人员的薪酬 (续)

本年度本集团之高级管理人员及主要人员的薪酬详情如下:

(i) 于财政年度内给予的薪酬

		2024		2023	
		高级管理人员 Senior Management 港币百万元 HK\$m	主要人员 Key Personnel 港币百万元 HK\$m	高级管理人员 Senior Management 港币百万元 HK\$m	主要人员 Key Personnel 港币百万元 HK\$m
固定薪酬	Fixed remuneration				
现金	Cash-based	33	110	30	110
其中: 递延	Of which: deferred	-	-	-	-
浮动薪酬	Variable remuneration				
现金	Cash-based	14	65	14	66
其中: 递延	Of which: deferred	5	27	5	26
薪酬总额	Total remuneration	47	175	44	176
员工数目	Number of employees				
固定薪酬	Fixed remuneration	10	45	9	45
浮动薪酬	Variable remuneration	10	45	9	45

(ii) 特别付款

签约奖金

员工数目

截至2024年12月31日止年度, 没有给予高级管理人员及主要人员保证花红及遣散费(2023年: 无)。

(b) Remuneration for Senior Management and Key Personnel under CG-5 (continued)

Details of the remuneration for Senior Management and Key Personnel of the Group during the year are as follows:

(i) Remuneration awarded during financial year

		2024		2023	
		高级管理人员 Senior Management 港币百万元 HK\$m	主要人员 Key Personnel 港币百万元 HK\$m	高级管理人员 Senior Management 港币百万元 HK\$m	主要人员 Key Personnel 港币百万元 HK\$m
固定薪酬	Fixed remuneration				
现金	Cash-based	33	110	30	110
其中: 递延	Of which: deferred	-	-	-	-
浮动薪酬	Variable remuneration				
现金	Cash-based	14	65	14	66
其中: 递延	Of which: deferred	5	27	5	26
薪酬总额	Total remuneration	47	175	44	176
员工数目	Number of employees				
固定薪酬	Fixed remuneration	10	45	9	45
浮动薪酬	Variable remuneration	10	45	9	45

(ii) Special payments

		2024		2023	
		高级管理人员 Senior Management 港币千元 HK\$'000	主要人员 Key Personnel 港币千元 HK\$'000	高级管理人员 Senior Management 港币千元 HK\$'000	主要人员 Key Personnel 港币千元 HK\$'000
签约奖金	Sign-on awards	-	-	-	1,240
员工数目	Number of employees	-	-	-	2

There were no guaranteed bonuses and severance payments to Senior Management and Key Personnel for the year ended 31 December 2024 (2023: Nil).

财务报表附注 (续) Notes to the Financial Statements (continued)
19. 董事、高层管理人员及主要人员酬金 (续) 19. Directors', senior management's and Key Personnel's emoluments (continued)

(b) CG-5 下高级管理人员及主要人员的薪酬 (续) (b) Remuneration for Senior Management and Key Personnel under CG-5 (continued)

(iii) 递延薪酬 (iii) Deferred remuneration

		2024				
		未支付的 递延薪酬总额 Total amount of outstanding deferred remuneration 港币百万元 HK\$'m	其中：可能受在宣布 给予后出现的外在及 / 或在调整影响的 未支付递延及 保留薪酬总额 Of which: Total amount of outstanding deferred and retained remuneration exposed to ex post explicit and/or implicit adjustment 港币百万元 HK\$'m	在有关财政年度内因 在宣布给予后作出的 外在调整而被修订的 薪酬总额 Total amount of amendment during the year due to ex post explicit adjustments 港币百万元 HK\$'m	在有关财政年度内因 在宣布给予后出现的 内在调整而被修订的 薪酬总额 Total amount of amendment during the year due to ex post implicit adjustments 港币百万元 HK\$'m	在有关财政年度内 发放的 递延薪酬总额 Total amount of deferred remuneration paid out in the financial year 港币百万元 HK\$'m
高级管理人员	Senior Management					
现金	Cash	11	11	-	-	(5)
主要人员	Key Personnel					
现金	Cash	52	52	-	-	(20)
总额	Total	63	63	-	-	(25)
		2023				
		未支付的 递延薪酬总额 Total amount of outstanding deferred remuneration 港币百万元 HK\$'m	其中：可能受在宣布 给予后出现的外在及 / 或在调整影响的 未支付递延及 保留薪酬总额 Of which: Total amount of outstanding deferred and retained remuneration exposed to ex post explicit and/or implicit adjustment 港币百万元 HK\$'m	在有关财政年度内因 在宣布给予后作出的 外在调整而被修订的 薪酬总额 Total amount of amendment during the year due to ex post explicit adjustments 港币百万元 HK\$'m	在有关财政年度内因 在宣布给予后出现的 内在调整而被修订的 薪酬总额 Total amount of amendment during the year due to ex post implicit adjustments 港币百万元 HK\$'m	在有关财政年度内 发放的 递延薪酬总额 Total amount of deferred remuneration paid out in the financial year 港币百万元 HK\$'m
高级管理人员	Senior Management					
现金	Cash	11	11	-	-	(5)
主要人员	Key Personnel					
现金	Cash	45	45	-	-	(14)
总额	Total	56	56	-	-	(19)

财务报表附注 (续) Notes to the Financial Statements (continued)
20. 库存现金及在银行及其他金融机构之结余及定期存放 20. Cash and balances and placements with banks and other financial institutions

		<u>2024</u>	<u>2023</u>
		港币百万元 HK\$'m	港币百万元 HK\$'m
库存现金	Cash	<u>20,711</u>	<u>19,257</u>
存放中央银行之结余	Balances with central banks	178,747	141,310
在中央银行一个月内到期之定期存放	Placements with central banks maturing within one month	116,633	13,595
在中央银行一至十二个月内到期之定期存放	Placements with central banks maturing between one and twelve months	7,653	3,052
在中央银行超过一年到期之定期存放	Placements with central banks maturing over one year	<u>1,094</u>	<u>1,820</u>
		304,127	<u>159,777</u>
存放其他银行及其他金融机构之结余	Balances with other banks and other financial institutions	91,153	136,004
在其他银行及其他金融机构一个月内到期之定期存放	Placements with other banks and other financial institutions maturing within one month	93,408	36,930
在其他银行及其他金融机构一至十二个月内到期之定期存放	Placements with other banks and other financial institutions maturing between one and twelve months	98,679	52,191
在其他银行及其他金融机构超过一年到期之定期存放	Placements with other banks and other financial institutions maturing over one year	<u>452</u>	<u>611</u>
		283,692	<u>225,736</u>
		608,530	404,770
减：减值准备	Less: Impairment allowances		
- 第一阶段	- Stage 1	(104)	(48)
- 第二阶段	- Stage 2	-	-
- 第三阶段	- Stage 3	<u>(31)</u>	<u>(33)</u>
		608,395	<u>404,689</u>

财务报表附注 (续) Notes to the Financial Statements (continued)
21. 以公允价值变化计入损益之金融资产 21. Financial assets at fair value through profit or loss

		<u>2024</u>	<u>2023</u>
		港币百万元	港币百万元
		HK\$'m	HK\$'m
证券	Securities		
交易性资产	Trading assets		
- 库券	- Treasury bills	59,299	32,892
- 存款证	- Certificates of deposit	13,111	7,449
- 其他债务证券	- Other debt securities	43,135	26,137
		<u>115,545</u>	<u>66,478</u>
- 股份证券	- Equity securities	18	40
		<u>115,563</u>	<u>66,518</u>
其他强制分类为以公允价值变化计入损益之金融资产	Other financial assets mandatorily classified at fair value through profit or loss		
- 库券	- Treasury bills	-	-
- 其他债务证券	- Other debt securities	-	4,519
		-	<u>4,519</u>
界定为以公允价值变化计入损益之金融资产	Financial assets designated at fair value through profit or loss		
- 存款证	- Certificates of deposit	-	-
- 其他债务证券	- Other debt securities	-	168
		-	<u>168</u>
证券总额	Total securities	<u>115,563</u>	<u>71,205</u>
其他债务工具	Other debt instruments		
交易性资产	Trading assets	3,800	3,800
界定为以公允价值变化计入损益之金融资产	Financial assets designated at fair value through profit or loss	7,440	217,599
其他债务工具总额	Total other debt instruments	<u>11,240</u>	<u>221,399</u>
		<u>126,803</u>	<u>292,604</u>

财务报表附注 (续) Notes to the Financial Statements (continued)
21. 以公允价值变化计入损益之金融资产 (续) 21. Financial assets at fair value through profit or loss (continued)

证券总额按上市地之分类如下：

Total securities are analysed by place of listing as follows:

		<u>2024</u>	<u>2023</u>
		港币百万元	港币百万元
		HK\$m	HK\$m
债务证券及存款证	Debt securities and certificates of deposit		
- 于香港上市	- Listed in Hong Kong	11,021	4,493
- 于香港以外上市	- Listed outside Hong Kong	1,938	5,307
- 非上市	- Unlisted	<u>102,586</u>	<u>61,365</u>
		<u>115,545</u>	<u>71,165</u>
股份证券	Equity securities		
- 于香港上市	- Listed in Hong Kong	16	40
- 于香港以外上市	- Listed outside Hong Kong	<u>2</u>	<u>-</u>
		<u>18</u>	<u>40</u>
证券总额	Total securities	<u>115,563</u>	<u>71,205</u>

证券总额按发行机构之分类如下：

Total securities are analysed by type of issuer as follows:

		<u>2024</u>	<u>2023</u>
		港币百万元	港币百万元
		HK\$m	HK\$m
官方实体	Sovereigns	92,457	53,045
公营单位	Public sector entities	877	680
银行及其他金融机构	Banks and other financial institutions	21,322	16,044
公司企业	Corporate entities	<u>907</u>	<u>1,436</u>
证券总额	Total securities	<u>115,563</u>	<u>71,205</u>

财务报表附注 (续) Notes to the Financial Statements (continued)

22. 衍生金融工具及对冲会计 22. Derivative financial instruments and hedge accounting

本集团订立汇率、利率、商品、股权及信贷相关的衍生金融工具合约作买卖及风险管理之用。

货币远期是指于未来某一日期买或卖外币的承诺。利率期货是指根据合约按照利率的变化收取或支付一个净金额的合约，或在交易所管理的金融市场上按约定价格在未来的某一日期买进或卖出利率金融工具的合约。远期利率协议是经单独协商而达成的利率期货合约，要求在未来某一日期根据合约利率与市场利率的差异及名义本金的金额进行计算及现金交割。

货币、利率及商品掉期是指交换不同现金流或商品的承诺。掉期的结果是交换不同货币、利率（如固定利率与浮动利率）或贵金属（如白银掉期）或以上的所有组合（如交叉货币利率掉期）。除某些货币掉期合约外，该等交易无需交换本金。

外汇、利率、贵金属及股权期权是指期权的卖方（出让方）为买方（持有方）提供在未来某一特定日期或未来一定时期内按约定的价格买进（认购期权）或卖出（认沽期权）一定数量的金融工具的权利（而非承诺）的一种协议。考虑到外汇和利率风险，期权的卖方从购买方收取一定的期权费。本集团期权合约是与对手方在场外协商达成或透过交易所进行（如于交易所进行买卖之期权）。

The Group enters into exchange rate, interest rate, commodity, equity and credit related derivative financial instrument contracts for trading and risk management purposes.

Currency forwards represent commitments to purchase and sell foreign currency on a future date. Interest rate futures are contractual obligations to receive or pay a net amount based on changes in interest rates or buy or sell interest rate financial instruments on a future date at an agreed price in the financial market under the administration of the stock exchange. Forward rate agreements are individually negotiated interest rate futures that call for a cash settlement at a future date for the difference between a contract rate of interest and the current market rate, based on a notional principal amount.

Currency, interest rate and commodity swaps are commitments to exchange one set of cash flows or commodity for another. Swaps result in an exchange of currencies, interest rates (for example, fixed rate for floating rate), or precious metals (for example, silver swaps) or a combination of all these (for example, cross-currency interest rate swaps). Except for certain currency swap contracts, no exchange of principal takes place.

Foreign currency, interest rate, precious metal and equity options are contractual agreements under which the seller (writer) grants the purchaser (holder) the right, but not the obligation, either to buy (a call option) or sell (a put option) at or by a set date or during a set period, a specific amount of the financial instrument at a predetermined price. In consideration for the assumption of foreign exchange and interest rate risk, the seller receives a premium from the purchaser. Options are negotiated over-the-counter between the Group and its counterparty or traded through the stock exchange (for example, exchange-traded stock option).

财务报表附注 (续) Notes to the Financial Statements (continued)

22. 衍生金融工具及对冲会计 (续) 22. Derivative financial instruments and hedge accounting (continued)

本集团之衍生金融工具合约 / 名义数额及其公平值详列于下表。各类型金融工具的合约 / 名义数额仅显示于资产负债表日未完成之交易量, 而若干金融工具之合约 / 名义数额则提供了一个与资产负债表内所确认的资产或负债的公平值对比的基础。但是, 这并不反映所涉及的未来的现金流或当前的公平值, 因而也不能反映本集团所面临的信贷风险或市场风险。随着与衍生金融工具合约条款相关的汇率、市场利率、商品价格或股权价格的波动, 衍生金融工具的估值可能产生有利(资产)或不利(负债)的影响, 这些影响可能在不同期间有较大的波动。

(a) 衍生金融工具

本集团进行场内及场外衍生产品交易的主要目的是开展客户业务。集团与客户及同业市场叙做的衍生产品交易均需严格遵从本集团各相关风险管理政策及规定。

衍生产品亦应用于管理银行账的利率风险, 只有在获批准之产品名单上载有的衍生产品方可进行交易。由衍生产品交易产生的风险承担名义数额以限额控制, 并制订交易的最长时期。每宗衍生产品交易必须记录于相应的系统, 以进行结算、市场划价、报告及监控。

The contract/notional amounts and fair values of derivative financial instruments held by the Group are set out in the following tables. The contract/notional amounts of these instruments indicate the volume of transactions outstanding at the balance sheet dates and certain of them provide a basis for comparison with the fair values of instruments recognised on the balance sheet. However, they do not necessarily indicate the amounts of future cash flows involved or the current fair values of the instruments and, therefore, do not indicate the Group's exposure to credit or market risks. The derivative financial instruments become favourable (assets) or unfavourable (liabilities) as a result of fluctuations in foreign exchange rates, market interest rates, commodity prices or equity prices relative to their terms. The aggregate fair values of derivative financial instruments can fluctuate significantly from time to time.

(a) Derivative financial instruments

The Group trades derivative products (both exchange-traded and OTC) mainly for customer business. The Group strictly follows risk management policies and requirements in providing derivative products to our customers and in trading of derivative products in the interbank market.

Derivatives are also used to manage the interest rate risk of the banking book. A derivative instrument must be included in the approved product list before any transactions for that instrument can be made. There are limits to control the notional amount of exposure arising from derivative transactions, and the maximum tenor of the deal is set. Every derivative transaction must be input into the relevant system for settlement, mark-to-market revaluation, reporting and control.

财务报表附注 (续) Notes to the Financial Statements (continued)
22. 衍生金融工具及对冲会计 (续) 22. Derivative financial instruments and hedge accounting (continued)
(a) 衍生金融工具 (续)

下表概述各类衍生金融工具于 12 月 31 日之合约 / 名义数额及其公平值:

(a) Derivative financial instruments (continued)

The following tables summarise the contract/notional amounts and fair values of each class of derivative financial instrument as at 31 December:

		2024		
		合约 / 名义数额 Contract/ notional amounts	公平值 Fair values	
			资产 Assets	负债 Liabilities
		港币百万元 HK\$m	港币百万元 HK\$m	港币百万元 HK\$m
汇率合约	Exchange rate contracts			
即期、远期及期货	Spot, forwards and futures	283,429	15,027	(11,799)
掉期	Swaps	3,370,083	37,895	(26,707)
期权	Options	93,749	662	(345)
		<u>3,747,261</u>	<u>53,584</u>	<u>(38,851)</u>
利率合约	Interest rate contracts			
期货	Futures	67,250	26	(23)
掉期	Swaps	2,352,193	19,297	(16,832)
期权	Options	1,284	-	-
		<u>2,420,727</u>	<u>19,323</u>	<u>(16,855)</u>
商品合约	Commodity contracts	26,517	983	(887)
股权合约	Equity contracts	730	6	(6)
		<u>6,195,235</u>	<u>73,896</u>	<u>(56,599)</u>

财务报表附注 (续) Notes to the Financial Statements (continued)
22. 衍生金融工具及对冲会计 (续) 22. Derivative financial instruments and hedge accounting (continued)

(a) 衍生金融工具 (续)

(a) Derivative financial instruments (continued)

		2023		
		合约 / 名义数额 Contract/ notional amounts	公平值 Fair values	
			资产 Assets	负债 Liabilities
		港币百万元 HK\$m	港币百万元 HK\$m	港币百万元 HK\$m
汇率合约	Exchange rate contracts			
即期、远期及期货	Spot, forwards and futures	292,861	15,562	(11,011)
掉期	Swaps	2,076,287	16,176	(12,938)
期权	Options	52,950	469	(194)
		<u>2,422,098</u>	<u>32,207</u>	<u>(24,143)</u>
利率合约	Interest rate contracts			
期货	Futures	24,339	10	(19)
掉期	Swaps	1,810,768	21,461	(16,684)
期权	Options	-	-	-
		<u>1,835,107</u>	<u>21,471</u>	<u>(16,703)</u>
商品合约	Commodity contracts	<u>16,627</u>	<u>497</u>	<u>(594)</u>
股权合约	Equity contracts	<u>1,196</u>	<u>32</u>	<u>(27)</u>
		<u>4,275,028</u>	<u>54,207</u>	<u>(41,467)</u>

财务报表附注（续） Notes to the Financial Statements (continued)

22. 衍生金融工具及对冲会计（续） 22. Derivative financial instruments and hedge accounting (continued)

(b) 对冲会计

公允价值对冲

本集团利用利率掉期合约对冲由市场利率引致的金融资产及负债公允价值变动。本集团应用对冲会计的利率风险来自定息债务证券及高级票据，当基准利率浮动，它们的公允价值亦会变动。由于定息债务证券及高级票据的公允价值变化会显著受到基准利率浮动的影响，本集团只指定利率风险中的基准利率部分进行对冲。当经济对冲关系符合对冲会计条件，对冲会计会被应用。

以下原因可能导致对冲无效：

- 对冲工具与被对冲项目名义数额和时间差异；
- 交易对手信用风险重大变化。

(b) Hedge accounting

Fair value hedges

The Group uses interest rate swaps to hedge against change in fair value of financial assets and liabilities arising from movements in market interest rates. Interest rate risk to which the Group applies hedge accounting arises from fixed-rate debt securities and senior notes, whose fair value fluctuates when benchmark interest rates change. The Group only designates interest rate risks to the extent of benchmark interest rates as the hedged risks because the changes in fair value of the fixed-rate debt securities and senior notes are significantly influenced by the changes in the benchmark interest rates. Hedge accounting is applied where economic hedging relationships meet the hedge accounting criteria.

Possible sources of ineffectiveness are as follows:

- Notional and timing differences between the hedged items and hedging instruments;
- Significant changes in counterparties' credit risk.

财务报表附注 (续) Notes to the Financial Statements (continued)
22. 衍生金融工具及对冲会计 (续) 22. Derivative financial instruments and hedge accounting (continued)
(b) 对冲会计 (续)
公平值对冲 (续)

下表概述了于 12 月 31 日以剩余合约到期日列示之对冲工具的合约 / 名义数额及平均固定利率。

(b) Hedge accounting (continued)
Fair value hedges (continued)

The table below summarises the contract/notional amounts and average fixed interest rate of the hedging instruments as at 31 December by remaining contractual maturity.

		2024					
		一至	三至				
		一个月	三至	十二个月	一至五年	五年以上	总计
		Up to	1 to 3	3 to 12	1 to 5	Over	Total
		1 month	months	months	years	5 years	Total
		港币	港币	港币	港币	港币	港币
		百万元	百万元	百万元	百万元	百万元	百万元
		HK\$'m	HK\$'m	HK\$'m	HK\$'m	HK\$'m	HK\$'m
利率掉期	Interest rate swaps						
合约 / 名义数额	Contract/notional amounts	350	2,624	17,852	38,099	19,742	78,667
平均固定利率	Average fixed interest rate	2.32%	2.99%	3.15%	3.34%	2.95%	N/A

		2023					
		一至	三至				
		一个月	三至	十二个月	一至五年	五年以上	总计
		Up to	1 to 3	3 to 12	1 to 5	Over	Total
		1 month	months	months	years	5 years	Total
		港币	港币	港币	港币	港币	港币
		百万元	百万元	百万元	百万元	百万元	百万元
		HK\$'m	HK\$'m	HK\$'m	HK\$'m	HK\$'m	HK\$'m
利率掉期	Interest rate swaps						
合约 / 名义数额	Contract/notional amounts	1,388	4,712	16,446	56,610	22,668	101,824
平均固定利率	Average fixed interest rate	3.40%	3.48%	2.90%	3.22%	3.02%	N/A

财务报表附注 (续) Notes to the Financial Statements (continued)
22. 衍生金融工具及对冲会计 (续) 22. Derivative financial instruments and hedge accounting (continued)

(b) 对冲会计 (续)

(b) Hedge accounting (continued)

公允价值对冲 (续)

Fair value hedges (continued)

界定为对冲工具之相关金额如下:

The amounts relating to items designated as hedging instruments are as follows:

		2024			
	合约 / 名义数额 Contract/ notional amounts	公允价值 Fair values		用以确认对冲 无效部分之 公允价值变动 Change in fair value used for recognising hedge ineffectiveness	
		资产 Assets	负债 Liabilities		港币百万元 HK\$m
		港币百万元 HK\$m	港币百万元 HK\$m		
衍生金融工具 利率掉期	Derivative financial instruments Interest rate swaps	78,667	3,668	(54)	(1,036)

		2023			
	合约 / 名义数额 Contract/ notional amounts	公允价值 Fair values		用以确认对冲 无效部分之 公允价值变动 Change in fair value used for recognising hedge ineffectiveness	
		资产 Assets	负债 Liabilities		港币百万元 HK\$m
		港币百万元 HK\$m	港币百万元 HK\$m		
衍生金融工具 利率掉期	Derivative financial instruments Interest rate swaps	101,824	5,022	(142)	(2,480)

财务报表附注 (续) Notes to the Financial Statements (continued)
22. 衍生金融工具及对冲会计 (续) 22. Derivative financial instruments and hedge accounting (continued)
(b) 对冲会计 (续)
(b) Hedge accounting (continued)
公允价值对冲 (续)
Fair value hedges (continued)

被对冲项目之相关金额如下:

The amounts relating to hedged items are as follows:

		2024				
		账面值 Carrying amounts		计入账面值的 公允价值对冲 调整累计金额 Accumulated amount of fair value hedge adjustment included in the carrying amounts		用以确认对冲 无效部分之 价值变动 Change in value used for recognising hedge ineffectiveness
		资产 Assets	负债 Liabilities	资产 Assets	负债 Liabilities	
		港币百万元 HK\$m	港币百万元 HK\$m	港币百万元 HK\$m	港币百万元 HK\$m	港币百万元 HK\$m
证券投资	Investment in securities					
债务证券	Debt securities	74,911	-	(4,146)	-	990
已发行债务证 券及存款证	Debt securities and certificates of deposit in issue					
高级票据	Senior notes	-	-	-	-	(10)
		74,911	-	(4,146)	-	980
		2023				
		账面值 Carrying amounts		计入账面值的 公允价值对冲 调整累计金额 Accumulated amount of fair value hedge adjustment included in the carrying amounts		用以确认对冲 无效部分之 价值变动 Change in value used for recognising hedge ineffectiveness
		资产 Assets	负债 Liabilities	资产 Assets	负债 Liabilities	
		港币百万元 HK\$m	港币百万元 HK\$m	港币百万元 HK\$m	港币百万元 HK\$m	港币百万元 HK\$m
证券投资	Investment in securities					
债务证券	Debt securities	94,612	-	(5,833)	-	2,195
已发行债务证 券及存款证	Debt securities and certificates of deposit in issue					
高级票据	Senior notes	-	(1,999)	-	10	(63)
		94,612	(1,999)	(5,833)	10	2,132

财务报表附注 (续) Notes to the Financial Statements (continued)

22. 衍生金融工具及对冲会计 (续) 22. Derivative financial instruments and hedge accounting (continued)

(b) 对冲会计 (续)

(b) Hedge accounting (continued)

公允价值对冲 (续)

Fair value hedges (continued)

确认对冲无效部分如下:

Hedge ineffectiveness recognised is as follows:

	<u>2024</u>	<u>2023</u>
	港币百万元	港币百万元
	HK\$m	HK\$m
净交易性亏损	<u>(56)</u>	<u>(348)</u>

Net trading loss

财务报表附注 (续)
Notes to the Financial Statements (continued)
23. 贷款及其他账项
23. Advances and other accounts

		2024	2023
		港币百万元 HK\$'m	港币百万元 HK\$'m
个人贷款	Personal loans and advances	600,944	600,813
公司贷款	Corporate loans and advances	1,079,326	1,105,028
客户贷款	Advances to customers	1,680,270	1,705,841
减: 减值准备	Less: Impairment allowances		
- 第一阶段	- Stage 1	(5,457)	(4,120)
- 第二阶段	- Stage 2	(1,551)	(1,056)
- 第三阶段	- Stage 3	(7,950)	(9,555)
		1,665,312	1,691,110
贸易票据	Trade bills	2,154	3,751
减: 减值准备	Less: Impairment allowances		
- 第一阶段	- Stage 1	(1)	(1)
- 第二阶段	- Stage 2	-	-
- 第三阶段	- Stage 3	-	-
		2,153	3,750
银行及其他金融机构贷款	Advances to banks and other financial institutions	2,222	1,815
减: 减值准备	Less: Impairment allowances		
- 第一阶段	- Stage 1	(4)	(2)
- 第二阶段	- Stage 2	-	-
- 第三阶段	- Stage 3	-	-
		2,218	1,813
		1,669,683	1,696,673

于2024年12月31日, 客户贷款包括应计利息港币55.25亿元(2023年: 港币57.99亿元)。

As at 31 December 2024, advances to customers included accrued interest of HK\$5,525 million (2023: HK\$5,799 million).

于2024年12月31日, 以公允价值变化计入其他全面收益及强制分类为以公允价值变化计入损益之贷款及其他账项分别为港币21.63亿元(2023年: 港币45.12亿元)及港币8.09亿元(2023年: 港币8.63亿元)。

As at 31 December 2024, advances and other accounts at fair value through other comprehensive income and mandatorily classified at fair value through profit or loss amounted to HK\$2,163 million (2023: HK\$4,512 million) and HK\$809 million (2023: HK\$863 million) respectively.

于2024年12月31日, 以公允价值变化计入其他全面收益之贷款及其他账项的减值准备为港币0.06亿元(2023年: 港币0.29亿元)及贷记其他全面收益。

As at 31 December 2024, impairment allowance of advances and other accounts at fair value through other comprehensive income amounted to HK\$6 million (2023: HK\$29 million) and was credited to other comprehensive income.

财务报表附注 (续) Notes to the Financial Statements (continued)
24. 证券投资
24. Investment in securities

		2024	2023
		港币百万元 HK\$'m	港币百万元 HK\$'m
以公允价值变化计入其他全面 收益之证券投资	Investment in securities at fair value through other comprehensive income		
- 库券	- Treasury bills	474,367	305,168
- 存款证	- Certificates of deposit	42,943	24,670
- 其他债务证券	- Other debt securities	488,425	382,777
		1,005,735	712,615
- 股份证券	- Equity securities	3,565	3,666
		1,009,300	716,281
以摊余成本计量之证券投资	Investment in securities at amortised cost		
- 库券	- Treasury bills	58	12
- 存款证	- Certificates of deposit	122	1,214
- 其他债务证券	- Other debt securities	175,060	204,321
		175,240	205,547
减: 减值准备	Less: Impairment allowances		
- 第一阶段	- Stage 1	(49)	(46)
- 第二阶段	- Stage 2	-	-
- 第三阶段	- Stage 3	-	-
		175,191	205,501
		1,184,491	921,782

财务报表附注 (续) Notes to the Financial Statements (continued)
24. 证券投资 (续) 24. Investment in securities (continued)

证券投资按上市地之分类如下：

Investment in securities is analysed by place of listing as follows:

		2024	2023
		港币百万元	港币百万元
		HK\$m	HK\$m
以公允价值变化计入其他全面收益之证券投资	Investment in securities at fair value through other comprehensive income		
债务证券及存款证	Debt securities and certificates of deposit		
- 于香港上市	- Listed in Hong Kong	75,320	71,082
- 于香港以外上市	- Listed outside Hong Kong	186,455	146,803
- 非上市	- Unlisted	743,960	494,730
		1,005,735	712,615
股份证券	Equity securities		
- 非上市	- Unlisted	3,565	3,666
		1,009,300	716,281
以摊余成本计量之证券投资	Investment in securities at amortised cost		
债务证券及存款证	Debt securities and certificates of deposit		
- 于香港上市	- Listed in Hong Kong	14,986	14,925
- 于香港以外上市	- Listed outside Hong Kong	108,744	121,157
- 非上市	- Unlisted	51,461	69,419
		175,191	205,501
		1,184,491	921,782
以摊余成本计量之上市证券市值	Market value of listed securities at amortised cost	121,826	132,859

财务报表附注 (续) Notes to the Financial Statements (continued)
24. 证券投资 (续) 24. Investment in securities (continued)

 证券投资按发行机构之
 分类如下:

Investment in securities is analysed by type of issuer as follows:

		<u>2024</u>	<u>2023</u>
		港币百万元	港币百万元
		HK\$m	HK\$m
官方实体	Sovereigns	679,201	487,022
公营单位	Public sector entities	142,842	108,075
银行及其他金融机构	Banks and other financial institutions	303,697	260,367
公司企业	Corporate entities	58,751	66,318
		<u>1,184,491</u>	<u>921,782</u>

证券投资之变动概述如下:

The movements in investment in securities are summarised as follows:

		<u>2024</u>	
		以公允价值变化计 入其他全面收益 At fair value through other comprehensive income	以摊余成本计量 At amortised cost
		港币百万元	港币百万元
		HK\$m	HK\$m
于 2024 年 1 月 1 日	At 1 January 2024	716,281	205,501
增置	Additions	1,508,363	45,407
处置、赎回及到期	Disposals, redemptions and maturity	(1,201,389)	(73,287)
摊销	Amortisation	2,496	(155)
公平值 / 公平值对冲调整 之变化	Change in fair value/fair value hedge adjustment	1,192	24
减值准备净拨备	Net charge of impairment allowances	-	(3)
汇兑差额	Exchange difference	(17,643)	(2,296)
于 2024 年 12 月 31 日	At 31 December 2024	<u>1,009,300</u>	<u>175,191</u>

财务报表附注 (续) Notes to the Financial Statements (continued)
24. 证券投资 (续) 24. Investment in securities (continued)

		2023	
		以公允价值变化计 入其他全面收益 At fair value through other comprehensive income 港币百万元 HK\$m	以摊余成本计量 At amortised cost 港币百万元 HK\$m
于 2023 年 1 月 1 日	At 1 January 2023	648,251	236,360
增置	Additions	1,299,535	40,570
处置、赎回及到期	Disposals, redemptions and maturity	(1,228,909)	(71,169)
摊销	Amortisation	3,282	618
公平值 / 公平值对冲调整 之变化	Change in fair value/fair value hedge adjustment	5,181	213
减值准备净拨回	Net reversal of impairment allowances	-	15
汇兑差额	Exchange difference	(11,059)	(1,106)
于 2023 年 12 月 31 日	At 31 December 2023	<u>716,281</u>	<u>205,501</u>

本集团因以策略性持有作考虑，将部分股份证券选择以公允价值变化计入其他全面收益作计量。此包括后偿额外一级证券及非上市股权。

The Group has designated certain equity securities as equity securities at fair value through other comprehensive income. The fair value through other comprehensive income designation was made because these are held for strategic investments. Investments include subordinated Additional Tier 1 securities and unlisted equity shares.

基于重新平衡投资组合及发行人赎回证券，本集团于年内终止确认若干以公允价值变化计入其他全面收益之股份证券，其公平值为港币 3.89 亿元（2023 年：港币 1.91 亿元）。

The Group derecognised certain equity securities at fair value through other comprehensive income with fair value of HK\$389 million (2023: HK\$191 million) during the year. The derecognition was made because of portfolio rebalancing and the redemption by issuer.

财务报表附注 (续) Notes to the Financial Statements (continued)
25. 联营公司及合资企业权益 25. Interests in associates and joint ventures

		2024	2023
		港币百万元 HK\$m	港币百万元 HK\$m
于 1 月 1 日	At 1 January	169	616
应占业绩	Share of results	1	5
应占税项	Share of tax	(12)	(13)
已收股息	Dividend received	-	(428)
汇兑差额	Exchange difference	-	(11)
		158	169
于 12 月 31 日	At 31 December	158	169

本集团之联营公司及合资企业均为非上市公司，详情如下：

The particulars of the Group's associates and joint ventures, all of which are unlisted, are as follows:

名称 Name	注册及营业地点 Place of incorporation and operation	已发行股本 Issued share capital	持有权益 Interest held	主要业务 Principal activities
中银金融商务有限公司 BOC Services Company Limited	中国北京 Beijing, China	注册资本 50,000,000 人民币 Registered capital RMB50,000,000	45%	信用卡后台服务支援 Credit card back-end service support
银联通宝有限公司 Joint Electronic Teller Services Limited	中国香港 Hong Kong, China	10,025,200 港元 HK\$10,025,200	19.96%	为自动柜员机服务提供 银行私人讯息转换网络 Operation of a private inter-bank message switching network in respect of ATM services

上述联营公司及合资企业单独或者合并均对本集团无重大影响。

None of the above associates and joint ventures is considered individually or in aggregate material to the Group.

财务报表附注 (续) Notes to the Financial Statements (continued)
26. 投资物业 26. Investment properties

		2024	2023
		港币百万元	港币百万元
		HK\$'m	HK\$'m
于 1 月 1 日	At 1 January	15,329	16,520
增置	Additions	118	27
处置	Disposals	(1)	-
公允价值亏损 (附注 14)	Fair value losses (Note 14)	(1,540)	(1,279)
重新分类转自物业、器材及设备 (附注 27)	Reclassification from properties, plant and equipment (Note 27)	663	61
		14,569	15,329
于 12 月 31 日	At 31 December	14,569	15,329

投资物业之账面值按租约剩余期限分析如下:

The carrying value of investment properties is analysed based on the remaining terms of the leases as follows:

		2024	2023
		港币百万元	港币百万元
		HK\$'m	HK\$'m
在香港持有	Held in Hong Kong		
长期租约 (超过 50 年)	On long-term lease (over 50 years)	4,815	4,765
中期租约 (10 年至 50 年)	On medium-term lease (10 to 50 years)	9,471	10,245
在香港以外持有	Held outside Hong Kong		
中期租约 (10 年至 50 年)	On medium-term lease (10 to 50 years)	232	261
短期租约 (少于 10 年)	On short-term lease (less than 10 years)	51	58
		14,569	15,329

于 2024 年 12 月 31 日, 列于资产负债表内之投资物业, 乃依据独立特许测量师莱坊测量师行有限公司于 2024 年 12 月 31 日以公允价值为基准所进行之专业估值。公允价值指在计量当日若在有序成交的情况下向市场参与者出售每一项投资物业应取得的价格。

As at 31 December 2024, investment properties were included in the balance sheet at valuation carried out at 31 December 2024 on the basis of their fair value by an independent firm of chartered surveyors, Knight Frank Petty Limited. The fair value represents the price that would be received to sell each investment property in an orderly transaction with market participants at the measurement date.

财务报表附注 (续) Notes to the Financial Statements (continued)
27. 物业、器材及设备 27. Properties, plant and equipment

		设备、固定设施 及装备		使用权资产* Right-of-use assets*	总计 Total
		房产 Premises	Equipment, fixtures and fittings		
		港币百万元 HK\$m	港币百万元 HK\$m	港币百万元 HK\$m	港币百万元 HK\$m
于2024年1月1日之 账面净值	Net book value at 1 January 2024	39,001	1,028	1,197	41,226
增置	Additions	1,045	237	733	2,015
处置	Disposals	(6)	(3)	(24)	(33)
重估	Revaluation	(2,836)	-	-	(2,836)
年度折旧	Depreciation for the year	(1,162)	(374)	(522)	(2,058)
重新分类转至投资物业 (附注26)	Reclassification to investment properties (Note 26)	(663)	-	-	(663)
汇兑差额	Exchange difference	1	(2)	(3)	(4)
于2024年12月31日 之账面净值	Net book value at 31 December 2024	35,380	886	1,381	37,647
于2024年12月31日 成本值或估值	At 31 December 2024 Cost or valuation	35,380	6,465	3,114	44,959
累计折旧及减值	Accumulated depreciation and impairment	-	(5,579)	(1,733)	(7,312)
于2024年12月31日 之账面净值	Net book value at 31 December 2024	35,380	886	1,381	37,647
上述资产之成本值或估 值分析如下:	The analysis of cost or valuation of the above assets is as follows:				
于2024年12月31日 按成本值	At 31 December 2024 At cost	-	6,465	3,114	9,579
按估值	At valuation	35,380	-	-	35,380
		35,380	6,465	3,114	44,959

财务报表附注 (续)
**27. 物业、器材及设备
(续)**
Notes to the Financial Statements (continued)
27. Properties, plant and equipment (continued)

		设备、固定设施 及装备	使用权资产*	总计	
	房产	Equipment, fixtures and fittings	Right-of-use assets*	Total	
	港币百万元	港币百万元	港币百万元	港币百万元	
	HK\$m	HK\$m	HK\$m	HK\$m	
于 2023 年 1 月 1 日之 账面净值	Net book value at 1 January 2023	41,331	1,138	1,254	43,723
增置	Additions	50	322	476	848
处置	Disposals	(30)	(5)	-	(35)
重估	Revaluation	(1,117)	-	-	(1,117)
年度折旧	Depreciation for the year	(1,170)	(425)	(529)	(2,124)
重新分类转至投资物业 (附注 26)	Reclassification to investment properties (Note 26)	(61)	-	-	(61)
汇兑差额	Exchange difference	(2)	(2)	(4)	(8)
于 2023 年 12 月 31 日 之账面净值	Net book value at 31 December 2023	<u>39,001</u>	<u>1,028</u>	<u>1,197</u>	<u>41,226</u>
于 2023 年 12 月 31 日 成本值或估值	At 31 December 2023 Cost or valuation	39,001	6,467	2,696	48,164
累计折旧及减值	Accumulated depreciation and impairment	-	(5,439)	(1,499)	(6,938)
于 2023 年 12 月 31 日 之账面净值	Net book value at 31 December 2023	<u>39,001</u>	<u>1,028</u>	<u>1,197</u>	<u>41,226</u>
上述资产之成本值或估 值分析如下:	The analysis of cost or valuation of the above assets is as follows:				
于 2023 年 12 月 31 日	At 31 December 2023				
按成本值	At cost	-	6,467	2,696	9,163
按估值	At valuation	<u>39,001</u>	-	-	<u>39,001</u>
		<u>39,001</u>	<u>6,467</u>	<u>2,696</u>	<u>48,164</u>

* 本集团使用权资产主要与物
业租赁相关。

* The right-of-use assets of the Group are mainly related to lease of properties.

财务报表附注 (续)
Notes to the Financial Statements (continued)
**27. 物业、器材及设备
(续)**
27. Properties, plant and equipment (continued)

房产之账面值按租约剩余期限分析如下：

The carrying value of premises is analysed based on the remaining terms of the leases as follows:

		<u>2024</u>	<u>2023</u>
		港币百万元	港币百万元
		HK\$'m	HK\$'m
在香港持有	Held in Hong Kong		
长期租约 (超过 50 年)	On long-term lease (over 50 years)	10,150	11,462
中期租约 (10 年至 50 年)	On medium-term lease (10 to 50 years)	24,947	27,234
在香港以外持有	Held outside Hong Kong		
长期租约 (超过 50 年)	On long-term lease (over 50 years)	51	56
中期租约 (10 年至 50 年)	On medium-term lease (10 to 50 years)	201	217
短期租约 (少于 10 年)	On short-term lease (less than 10 years)	31	32
		<u>35,380</u>	<u>39,001</u>

于 2024 年 12 月 31 日，列于资产负债表内之房产，乃依据独立特许测量师莱坊测量师行有限公司于 2024 年 12 月 31 日以公平值为基准所进行之专业估值。公平值指在计量当日若有秩序成交的情况下向市场参与者出售每一项房产应取得的价格。

As at 31 December 2024, premises were included in the balance sheet at valuation carried out at 31 December 2024 on the basis of their fair value by an independent firm of chartered surveyors, Knight Frank Petty Limited. The fair value represents the price that would be received to sell each premise in an orderly transaction with market participants at the measurement date.

根据上述之重估结果，房产估值变动确认如下：

As a result of the above-mentioned revaluations, changes in value of the premises were recognised as follows:

		<u>2024</u>	<u>2023</u>
		港币百万元	港币百万元
		HK\$'m	HK\$'m
借记收益表之重估减值 (附注 15)	Decrease in valuation charged to income statement (Note 15)	(311)	(112)
借记其他全面收益之重估减值	Decrease in valuation charged to other comprehensive income	(2,525)	(1,005)
		<u>(2,836)</u>	<u>(1,117)</u>

于 2024 年 12 月 31 日，假若房产按成本值扣减累计折旧及减值损失列账，本集团之资产负债表内之房产账面净值应为港币 92.94 亿元 (2023 年：港币 90.57 亿元)。

As at 31 December 2024, the net book value of premises that would have been included in the Group's balance sheet had the premises been carried at cost less accumulated depreciation and impairment losses was HK\$9,294 million (2023: HK\$9,057 million).

财务报表附注 (续) Notes to the Financial Statements (continued)
28. 其他资产
28. Other assets

		<u>2024</u>	<u>2023</u>
		港币百万元	港币百万元
		HK\$'m	HK\$'m
贵金属	Precious metals	15,176	11,627
无形资产	Intangible assets	2,431	2,291
应收账款、预付费用及其他	Accounts receivable, prepayments and others	54,162	31,610
		<u>71,769</u>	<u>45,528</u>

无形资产之变动概述如下：

The movements in intangible assets are summarised as follows:

		<u>2024</u>	<u>2023</u>
		港币百万元	港币百万元
		HK\$'m	HK\$'m
于1月1日之账面净值	Net book value at 1 January	2,291	2,128
增置	Additions	889	872
年度摊销	Amortisation for the year	(749)	(709)
于12月31日之账面净值	Net book value at 31 December	<u>2,431</u>	<u>2,291</u>
于12月31日	At 31 December		
成本	Cost	7,585	6,719
累计摊销及减值	Accumulated amortisation and impairment	(5,154)	(4,428)
于12月31日之账面净值	Net book value at 31 December	<u>2,431</u>	<u>2,291</u>

29. 香港特别行政区流通纸币
29. Hong Kong SAR currency notes in circulation

香港特别行政区流通纸币由持有之香港特别行政区政府负债证明书之存款基金作担保。

The Hong Kong SAR currency notes in circulation are secured by deposit of funds in respect of which the Hong Kong SAR Government certificates of indebtedness are held.

财务报表附注（续） **Notes to the Financial Statements (continued)**

30. 以公允价值变化计入损益之金融负债 **30. Financial liabilities at fair value through profit or loss**

		<u>2024</u>	<u>2023</u>
		港币百万元 HK\$'m	港币百万元 HK\$'m
交易性负债	Trading liabilities		
- 证券短盘	- Short positions in securities	<u>62,203</u>	<u>59,850</u>
界定为以公允价值变化计入损益之金融负债	Financial liabilities designated at fair value through profit or loss		
- 回购协议	- Repurchase agreements	<u>5,807</u>	4,194
- 结构性存款（附注31）	- Structured deposits (Note 31)	<u>10,811</u>	<u>2,159</u>
		<u>16,618</u>	<u>6,353</u>
		<u>78,821</u>	<u>66,203</u>

于2024年12月31日及2023年12月31日，界定为以公允价值变化计入损益之金融负债的账面值与本集团于到期日约定支付予持有人之金额的差异并不重大。

As at 31 December 2024 and 2023, the difference between the carrying amount of financial liabilities designated at fair value through profit or loss and the amount that the Group would be contractually required to pay at maturity to the holders was not significant.

财务报表附注 (续) Notes to the Financial Statements (continued)
31. 客户存款
31. Deposits from customers

		2024	2023
		港币百万元 HK\$'m	港币百万元 HK\$'m
往来、储蓄及其他存款 (于资产负债表)	Current, savings and other deposit accounts (per balance sheet)	2,722,196	2,505,752
列为以公允价值变化计入损益之金融负债的结构性存款 (附注 30)	Structured deposits reported as financial liabilities at fair value through profit or loss (Note 30)	10,811	2,159
		2,733,007	2,507,911
分类:	Analysed by:		
即期存款及往来存款	Demand deposits and current accounts		
- 公司	- Corporate	161,088	157,145
- 个人	- Personal	74,101	62,720
		235,189	219,865
储蓄存款	Savings deposits		
- 公司	- Corporate	550,607	520,434
- 个人	- Personal	483,593	451,245
		1,034,200	971,679
定期、短期及通知存款	Time, call and notice deposits		
- 公司	- Corporate	792,950	620,581
- 个人	- Personal	670,668	695,786
		1,463,618	1,316,367
		2,733,007	2,507,911

32. 已发行债务证券及存款证
32. Debt securities and certificates of deposit in issue

		2024	2023
		港币百万元 HK\$'m	港币百万元 HK\$'m
以摊余成本计量	At amortised cost		
- 中期票据计划项下之高级票据, 按公允价值对冲调整列账 ⁽ⁱ⁾	- Senior notes under the Medium Term Note Programme, with fair value hedge adjustment ⁽ⁱ⁾	-	1,999
- 人民币债券 ⁽ⁱⁱ⁾	- Renminbi bonds ⁽ⁱⁱ⁾	5,296	-
		5,296	1,999

(i) 于2022年2月, 中银香港发行了20亿港元高级票据, 利息每半年支付一次, 年利率1.33%, 于2024年到期。

(ii) 于2024年11月, 中银香港发行了50亿人民币债券, 利息每年支付一次, 年利率2%, 于2026年到期。

(i) In February 2022, BOCHK issued HK\$2 billion senior notes, interest rate at 1.33% per annum payable semi-annually, due in 2024.

(ii) In November 2024, BOCHK issued RMB5 billion bonds, interest rate at 2% per annum payable annually, due in 2026.

财务报表附注 (续) Notes to the Financial Statements (continued)
33. 其他账项及准备 33. Other accounts and provisions

		2024	2023
		港币百万元	港币百万元
		HK\$'m	HK\$'m
其他应付账项及准备	Other accounts payable and provisions	171,223	93,452
租赁负债	Lease liabilities	1,359	1,178
贷款承诺及财务担保合同	Impairment allowances on loan commitments		
减值准备	and financial guarantee contracts		
- 第一阶段	- Stage 1	232	319
- 第二阶段	- Stage 2	97	30
- 第三阶段	- Stage 3	21	21
		172,932	95,000

34. 递延税项

递延税项是根据香港会计准则第12号「所得税」计算，就资产负债之税务基础与其在财务报表内账面值两者之暂时性差额及未使用税项抵免作提拨。

资产负债表内之递延税项（资产）/ 负债主要组合，及其在年度内之变动如下：

34. Deferred taxation

Deferred tax is recognised in respect of the temporary differences arising between the tax bases of assets and liabilities and their carrying amounts in the financial statements and unused tax credits in accordance with HKAS 12 "Income Taxes".

The major components of deferred tax (assets)/liabilities recorded in the balance sheet, and the movements during the year are as follows:

		2024					
		加速折旧 免税额	物业重估	亏损	减值准备	其他	总计
		Accelerated tax depreciation	Property revaluation	Losses	Impairment allowances	Others	Total
		港币百万元	港币百万元	港币百万元	港币百万元	港币百万元	港币百万元
		HK\$'m	HK\$'m	HK\$'m	HK\$'m	HK\$'m	HK\$'m
于2024年1月1日	At 1 January 2024	855	5,816	(18)	(1,018)	(1,315)	4,320
借记 / (贷记) 收益表 (附注 16)	Charged/(credited) to income statement (Note 16)	7	(191)	(63)	(251)	(49)	(547)
(贷记) / 借记其他全面收益	(Credited)/charged to other comprehensive income	-	(515)	-	-	213	(302)
因处置以公允价值变化计入其他全面收益之股权工具之转拨	Release upon disposal of equity instruments at fair value through other comprehensive income	-	-	-	-	7	7
汇兑差额及其他	Exchange difference and others	-	-	-	7	-	7
于2024年12月31日	At 31 December 2024	862	5,110	(81)	(1,262)	(1,144)	3,485

财务报表附注 (续) Notes to the Financial Statements (continued)
34. 递延税项 (续) 34. Deferred taxation (continued)

		2023					
		加速折旧 免税额 Accelerated tax depreciation	物业重估 Property revaluation	亏损 Losses	减值准备 Impairment allowances	其他 Others	总计 Total
		港币百万元 HK\$m	港币百万元 HK\$m	港币百万元 HK\$m	港币百万元 HK\$m	港币百万元 HK\$m	港币百万元 HK\$m
于 2023 年 1 月 1 日	At 1 January 2023	831	6,184	(1)	(1,127)	(1,925)	3,962
借记 / (贷记) 收益表 (附注 16)	Charged/(credited) to income statement (Note 16)	24	(163)	(17)	109	14	(33)
(贷记) / 借记其他全面收益	(Credited)/charged to other comprehensive income	-	(205)	-	-	594	389
因处置以公允价值变化计入其他全面收益之股权工具之转拨	Release upon disposal of equity instruments at fair value through other comprehensive income	-	-	-	-	-	-
汇兑差额及其他	Exchange difference and others	-	-	-	-	2	2
于 2023 年 12 月 31 日	At 31 December 2023	855	5,816	(18)	(1,018)	(1,315)	4,320

当有法定权利可将现有税项资产与现有税项负债抵销，而递延税项涉及同一财政机关，则可将个别法人的递延税项资产与递延税项负债互相抵销。下列在资产负债表内列账之金额，已计入适当抵销：

Deferred tax assets and liabilities are offset on an individual entity basis when there is a legal right to set off current tax assets against current tax liabilities and when the deferred taxation relates to the same authority. The following amounts, determined after appropriate offsetting, are shown in the balance sheet:

		2024	2023
		港币百万元 HK\$m	港币百万元 HK\$m
递延税项资产	Deferred tax assets	(358)	(329)
递延税项负债	Deferred tax liabilities	3,843	4,649
		3,485	4,320
		2024	2023
		港币百万元 HK\$m	港币百万元 HK\$m
递延税项资产 (超过 12 个月后收回)	Deferred tax assets to be recovered after more than twelve months	(256)	(254)
递延税项负债 (超过 12 个月后支付)	Deferred tax liabilities to be settled after more than twelve months	4,837	5,883
		4,581	5,629

于 2024 年 12 月 31 日，本集团无未确认递延税项资产之税务亏损 (2023 年：无)。

As at 31 December 2024, the Group has no unrecognised deferred tax assets in respect of tax losses (2023: Nil).

财务报表附注 (续) Notes to the Financial Statements (continued)
35. 后偿负债
35. Subordinated liabilities

		2024	2023
		港币百万元 HK\$'m	港币百万元 HK\$'m
后偿贷款，以摊余成本计量	Subordinated loans, at amortised cost		
100 亿人民币 ⁽ⁱ⁾	RMB10.0 billion ⁽ⁱ⁾	-	11,018
10 亿美元 ⁽ⁱⁱ⁾	USD1.0 billion ⁽ⁱⁱ⁾	-	7,869
10 亿美元 ⁽ⁱⁱⁱ⁾	USD1.0 billion ⁽ⁱⁱⁱ⁾	-	7,853
170 亿人民币 ^(iv)	RMB17.0 billion ^(iv)	-	18,704
10 亿美元 ^(v)	USD1.0 billion ^(v)	-	7,836
200 亿人民币 ^(vi)	RMB20.0 billion ^(vi)	-	22,043
285 亿人民币 ^(vii)	RMB28.5 billion ^(vii)	30,282	-
75 亿人民币 ^(viii)	RMB7.5 billion ^(viii)	7,965	-
75 亿人民币 ^(ix)	RMB7.5 billion ^(ix)	7,959	-
170 亿人民币 ^(x)	RMB17.0 billion ^(x)	18,037	-
73 亿人民币 ^(xi)	RMB7.3 billion ^(xi)	7,739	-
		71,982	75,323

为符合 LAC 条例下适用之内部吸收亏损能力规定，中国银行于 2024 年向中银香港合计发放了 678 亿人民币非资本吸收亏损能力债务工具。

In compliance with the applicable internal loss-absorbing capacity requirements under LAC rules, BOC has granted non-capital loss-absorbing capacity debt instruments totalling RMB67.8 billion to BOCHK in 2024.

- | | |
|---|--|
| (i) 利息每年支付一次，年利率 2.47%，已于 2024 年提前还款。 | (i) Interest rate at 2.47% per annum payable annually, early repaid in 2024. |
| (ii) 利息每年支付一次，年利率 5.30%，已于 2024 年提前还款。 | (ii) Interest rate at 5.30% per annum payable annually, early repaid in 2024. |
| (iii) 利息每年支付一次，年利率 5.02%，已于 2024 年提前还款。 | (iii) Interest rate at 5.02% per annum payable annually, early repaid in 2024. |
| (iv) 利息每年支付一次，年利率 2.85%，已于 2024 年提前还款。 | (iv) Interest rate at 2.85% per annum payable annually, early repaid in 2024. |
| (v) 利息每年支付一次，年利率 4.99%，已于 2024 年提前还款。 | (v) Interest rate at 4.99% per annum payable annually, early repaid in 2024. |
| (vi) 利息每年支付一次，年利率 2.67%，已于 2024 年提前还款。 | (vi) Interest rate at 2.67% per annum payable annually, early repaid in 2024. |

财务报表附注 (续) Notes to the Financial Statements (continued)

35. 后偿负债 (续)

35. Subordinated liabilities (continued)

- | | |
|--|--|
| (vii) 利息每年支付一次, 年利率2.11%, 于2026年到期, 可选提前还款。 | (vii) Interest rate at 2.11% per annum payable annually, due in 2026 with early repayment option. |
| (viii) 利息每年支付一次, 年利率2.19%, 于2028年到期, 可选提前还款。 | (viii) Interest rate at 2.19% per annum payable annually, due in 2028 with early repayment option. |
| (ix) 利息每年支付一次, 年利率2.13%, 于2028年到期, 可选提前还款。 | (ix) Interest rate at 2.13% per annum payable annually, due in 2028 with early repayment option. |
| (x) 利息每年支付一次, 年利率2.28%, 于2030年到期, 可选提前还款。 | (x) Interest rate at 2.28% per annum payable annually, due in 2030 with early repayment option. |
| (xi) 利息每年支付一次, 年利率2.10%, 于2030年到期, 可选提前还款。 | (xi) Interest rate at 2.10% per annum payable annually, due in 2030 with early repayment option. |

36. 股本

36. Share capital

	2024	2023
	港币百万元 HK\$m	港币百万元 HK\$m
已发行及缴足: 43,042,840,858 股普通股	Issued and fully paid: 43,042,840,858 ordinary shares	43,043
	43,043	43,043

财务报表附注 (续) Notes to the Financial Statements (continued)
37. 综合现金流量表附注 37. Notes to consolidated cash flow statement

(a) 经营溢利与除税前经营 现金之流入对账	(a) Reconciliation of operating profit to operating cash inflow before taxation	2024 港币百万元 HK\$'m	2023 港币百万元 HK\$'m
经营溢利	Operating profit	48,872	42,746
折旧及摊销	Depreciation and amortisation	2,777	2,833
减值准备净拨备	Net charge of impairment allowances	5,071	6,341
折现减值准备回拨	Unwind of discount on impairment allowances	(162)	(143)
已撤销之贷款 (扣除收 回款额)	Advances written off net of recoveries	(4,550)	(2,955)
租赁负债之利息支出	Interest expense on lease liabilities	43	41
后偿负债之变动	Change in subordinated liabilities	470	1,413
原到期日超过 3 个月之 在银行及其他金融机 构之结余及定期存放 之变动	Change in balances and placements with banks and other financial institutions with original maturity over three months	(56,127)	(5,110)
以公允价值变化计入损益 之金融资产之变动	Change in financial assets at fair value through profit or loss	(33,550)	(11,075)
衍生金融工具之变动	Change in derivative financial instruments	(4,557)	(1,375)
贷款及其他账项之变动	Change in advances and other accounts	26,761	(53,962)
证券投资之变动	Change in investment in securities	(246,788)	26,359
其他资产之变动	Change in other assets	(26,070)	(9,491)
银行及其他金融机构之 存款及结余之变动	Change in deposits and balances from banks and other financial institutions	(22,363)	57,060
以公允价值变化计入损益 之金融负债之变动	Change in financial liabilities at fair value through profit or loss	12,618	6,752
客户存款之变动	Change in deposits from customers	216,444	126,232
已发行债务证券及存款 证之变动	Change in debt securities and certificates of deposit in issue	3,297	(1,637)
其他账项及准备之变动	Change in other accounts and provisions	77,771	17,806
汇率变动之影响	Effect of changes in exchange rates	13,956	5,475
除税前经营现金之流入	Operating cash inflow before taxation	13,913	207,310

财务报表附注 (续) Notes to the Financial Statements (continued)
37. 综合现金流量表附注 (续) 37. Notes to consolidated cash flow statement (continued)

(b) 融资业务产生的负债之 对账	(b) Reconciliation of liabilities arising from financing activities	2024	2023
		港币百万元 HK\$'m	港币百万元 HK\$'m
后偿负债 于 1 月 1 日	Subordinated liabilities At 1 January	75,323	76,393
现金流量:	Cash flows:		
赎回后偿负债所付款 项	Payment for redemption of subordinated liabilities	(73,045)	(21,937)
支付后偿负债利息	Interest paid for subordinated liabilities	(2,535)	(2,483)
后偿负债所得款项	Proceeds from subordinated liabilities	71,769	21,937
非现金变动:	Non-cash changes:		
汇兑差额	Exchange difference	(1,977)	(1,096)
其他变动	Other changes	2,447	2,509
于 12 月 31 日	At 31 December	71,982	75,323
		2024	2023
		港币百万元 HK\$'m	港币百万元 HK\$'m
租赁负债 于 1 月 1 日	Lease liabilities At 1 January	1,178	1,233
现金流量:	Cash flows:		
支付租赁负债	Payment of lease liabilities	(570)	(571)
非现金变动:	Non-cash changes:		
新增	Additions	732	475
处置	Disposal	(24)	-
其他变动	Other changes	43	41
于 12 月 31 日	At 31 December	1,359	1,178
(c) 现金及等同现金项目结 存分析	(c) Analysis of the balances of cash and cash equivalents	2024	2023
		港币百万元 HK\$'m	港币百万元 HK\$'m
库存现金及原到期日在 3 个月之内之在银行及 其他金融机构之结余 及定期存放	Cash and balances and placements with banks and other financial institutions with original maturity within three months	491,190	343,557
原到期日在 3 个月之内之 库券、存款证及其他 债务工具	Treasury bills, certificates of deposit and other debt instruments with original maturity within three months		
- 以公允价值变化计入 损益之金融资产	- financial assets at fair value through profit or loss	29,840	229,191
- 证券投资	- investment in securities	126,739	112,301
		647,769	685,049

财务报表附注（续） **Notes to the Financial Statements (continued)**
38. 或然负债及承担

或然负债及承担乃参照有关资本充足比率之金管局报表的填报指示而编制，其每项重要类别之合约数额及总信贷风险加权数额概述如下：

38. Contingent liabilities and commitments

The following is a summary of the contractual amounts of each significant class of contingent liability and commitment and the aggregate credit risk-weighted amount and is prepared with reference to the completion instructions for the HKMA return of capital adequacy ratio.

		<u>2024</u>	<u>2023</u>
		港币百万元	港币百万元
		HK\$'m	HK\$'m
直接信贷替代项目	Direct credit substitutes	1,104	1,117
与交易有关之或然负债	Transaction-related contingencies	35,614	28,132
与贸易有关之或然负债	Trade-related contingencies	12,609	16,068
不需事先通知的无条件撤销之承诺	Commitments that are unconditionally cancellable without prior notice	626,996	630,366
其他承担，原到期日为	Other commitments with an original maturity of		
- 1年或以下	- up to one year	16,093	16,520
- 1年以上	- over one year	163,502	168,952
		855,918	861,155
信贷风险加权数额	Credit risk-weighted amount	75,130	79,027

信贷风险加权数额是根据《银行业（资本）规则》计算。此数额取决于交易对手之情况及各类合约之期限特性。

The credit risk-weighted amount is calculated in accordance with the Banking (Capital) Rules. The amount is dependent upon the status of the counterparty and the maturity characteristics of each type of contract.

财务报表附注（续） Notes to the Financial Statements (continued)

39. 资本承担

本集团未于财务报表中拨备之资本承担金额如下：

39. Capital commitments

The Group has the following outstanding capital commitments not provided for in the financial statements:

		<u>2024</u>	<u>2023</u>
		港币百万元	港币百万元
		HK\$'m	HK\$'m
已批准及签约但未拨备	Authorised and contracted for but not provided for	446	592
已批准但未签约	Authorised but not contracted for	<u>132</u>	<u>49</u>
		<u>578</u>	<u>641</u>

以上资本承担大部分为将购入之电脑硬件及软件，以及本集团之楼宇装修工程之承担。

The above capital commitments mainly relate to commitments to purchase computer equipment and software, and to renovate the Group's premises.

40. 经营租赁承担

作为出租人

根据不可撤销之经营租赁合同，下列为本集团与租客签订合约之未来有关租赁之最低应收租金：

40. Operating lease commitments

As lessor

The Group has contracted with tenants for the following future minimum lease receivables under non-cancellable operating leases:

		<u>2024</u>	<u>2023</u>
		港币百万元	港币百万元
		HK\$'m	HK\$'m
物业及设备	Properties and equipment		
- 不超过 1 年	- Not later than one year	397	409
- 1 至 2 年	- One to two years	206	249
- 2 至 3 年	- Two to three years	81	80
- 3 至 4 年	- Three to four years	4	-
- 4 至 5 年	- Four to five years	-	-
		<u>688</u>	<u>738</u>

本集团以经营租赁形式租出投资物业；租赁年期通常由 1 年至 3 年。租约条款一般要求租客提交保证金。于续租约时，因应租务市场之状况而调整租金。

The Group leases its investment properties under operating lease arrangements, with leases typically for a period from one to three years. The terms of the leases generally require the tenants to pay security deposits and provide for rent adjustments according to the prevailing market conditions upon the lease renewal.

财务报表附注（续） **Notes to the Financial Statements (continued)**

41. 诉讼

本集团正面对多项由独立人士提出的索偿及反索偿。此等索偿及反索偿与本集团的正常商业活动有关。

由于董事认为本集团可对申索人作出有力抗辩或预计此等申索所涉及的数额不大，故并未对此等索偿及反索偿作出重大拨备。

41. Litigation

The Group has been served a number of claims and counterclaims by various independent parties. These claims and counterclaims are in relation to the normal commercial activities of the Group.

No material provision was made against these claims and counterclaims because the directors believe that the Group has meritorious defences against the claimants or the amounts involved in these claims are not expected to be material.

财务报表附注（续） Notes to the Financial Statements (continued)

42. 分类报告

本集团主要按业务分类对业务进行管理，而集团的收入、税前利润和资产，超过90%来自香港。现时集团业务共分为三个业务分类，它们分别是个人银行业务、企业银行业务和财资业务。业务线的分类是基于不同客户层及产品种类，这与集团推行的RPC（客户关系、产品及渠道）管理模型是一致的。

个人银行和企业银行业务线均会提供全面的银行服务，包括各类存款、透支、贷款、信用卡、与贸易相关的产品及其他信贷服务、投资及保险产品、外币业务及衍生产品。个人银行业务线主要是服务个人及小企客户，而企业银行业务线主要是服务公司客户。至于财资业务线，除了自营买卖外，还负责管理集团的流动资金、利率和外汇敞口。「其他」这一栏，主要包括本集团持有房地产、投资物业、股权投资、若干联营公司与合资企业权益及东南亚机构业务。

业务线的资产、负债、收入、支出、经营成果及资本性支出是基于集团会计政策进行计量。分类资料包括直接属于该业务线的绩效以及可以合理摊分至该业务线的绩效。跨业务线资金的定价，按集团内部资金转移价格机制厘定，主要是以市场利率为基准，并考虑有关产品的特性。

本集团的主要收入来源为利息收入，并且高层管理人员主要按净利息收入来管理业务，因此所有业务分类的利息收入及支出以净额列示。

42. Segmental reporting

The Group manages the business mainly from a business segment perspective and over 90% of the Group's revenues, profits before tax and assets are derived from Hong Kong. Currently, three operating segments are identified: Personal Banking, Corporate Banking and Treasury. The classification of the Group's operating segments is based on customer segment and product type, which is aligned with the RPC (relationship, product and channel) management model of the Group.

Both Personal Banking and Corporate Banking provide general banking services including various deposit products, overdrafts, loans, credit cards, trade related products and other credit facilities, investment and insurance products, and foreign currency and derivative products. Personal Banking mainly serves retail customers and small enterprises, while Corporate Banking mainly deals with corporate customers. Treasury manages the funding and liquidity, and the interest rate and foreign exchange positions of the Group in addition to proprietary trades. "Others" mainly represents the Group's holdings of premises, investment properties, equity investments, certain interests in associates and joint ventures and the businesses of the Southeast Asian entities.

Measurement of segment assets, liabilities, income, expenses, results and capital expenditure is based on the Group's accounting policies. The segment information includes items directly attributable to a segment as well as those that can be allocated on a reasonable basis. Inter-segment funding is charged according to the internal funds transfer pricing mechanism of the Group, which is primarily based on market rates with the consideration of specific features of the product.

As the Group derives a majority of revenue from interest and the senior management relies primarily on net interest income in managing the business, interest income and expense for all reportable segments are presented on a net basis.

财务报表附注 (续) Notes to the Financial Statements (continued)
42. 分类报告 (续) 42. Segmental reporting (continued)

		个人银行 Personal Banking	企业银行 Corporate Banking	财资业务 Treasury	其他 Others	小计 Subtotal	合并抵销 Eliminations	综合 Consolidated
		港币百万元 HK\$m	港币百万元 HK\$m	港币百万元 HK\$m	港币百万元 HK\$m	港币百万元 HK\$m	港币百万元 HK\$m	港币百万元 HK\$m
截至 2024 年 12 月 31 日	Year ended 31 December 2024							
净利息 (支出) / 收入	Net interest (expense)/income							
- 外来	- External	(12,632)	13,071	43,112	3,784	47,335	-	47,335
- 跨业务	- Inter-segment	31,537	5,966	(37,499)	(4)	-	-	-
		18,905	19,037	5,613	3,780	47,335	-	47,335
净服务费及佣金收入 / (支出)	Net fee and commission income/(expense)							
- 外来	- External	7,758	3,779	149	763	12,449	-	12,449
- 跨业务	- Inter-segment	(2)	4	-	588	590	(590)	-
		7,756	3,783	149	1,351	13,039	(590)	12,449
净交易性收益	Net trading gain	546	1,674	10,193	688	13,101	-	13,101
其他以公允价值变化计入损益之金融工具净亏损	Net loss on other financial instruments at fair value through profit or loss	(11)	-	(373)	-	(384)	-	(384)
其他金融工具之净收益 / (亏损)	Net gain/(loss) on other financial instruments	-	5	(1,301)	3	(1,293)	-	(1,293)
其他经营收入	Other operating income	31	1	20	1,704	1,756	(1,183)	573
提取减值准备前之净经营收入	Net operating income before impairment allowances	27,227	24,500	14,301	7,526	73,554	(1,773)	71,781
减值准备净拨备	Net charge of impairment allowances	(388)	(4,321)	(94)	(268)	(5,071)	-	(5,071)
净经营收入	Net operating income	26,839	20,179	14,207	7,258	68,483	(1,773)	66,710
经营支出	Operating expenses	(10,537)	(3,961)	(1,556)	(3,557)	(19,611)	1,773	(17,838)
经营溢利	Operating profit	16,302	16,218	12,651	3,701	48,872	-	48,872
投资物业处置 / 公允价值调整之净亏损	Net loss from disposal of/fair value adjustments on investment properties	-	-	-	(1,540)	(1,540)	-	(1,540)
处置 / 重估物业、器材及设备之净亏损	Net loss from disposal/ revaluation of properties, plant and equipment	(2)	-	-	(311)	(313)	-	(313)
应占联营公司及合资企业之税后业绩	Share of results after tax of associates and joint ventures	(15)	-	-	4	(11)	-	(11)
除税前溢利	Profit before taxation	16,285	16,218	12,651	1,854	47,008	-	47,008
于 2024 年 12 月 31 日	At 31 December 2024							
资产	ASSETS							
分部资产	Segment assets	632,499	1,012,670	2,217,328	191,747	4,054,244	(43,096)	4,011,148
联营公司及合资企业权益	Interests in associates and joint ventures	98	-	-	60	158	-	158
		632,597	1,012,670	2,217,328	191,807	4,054,402	(43,096)	4,011,306
负债	LIABILITIES							
分部负债	Segment liabilities	1,373,979	1,324,199	891,999	145,524	3,735,701	(43,096)	3,692,605
截至 2024 年 12 月 31 日	Year ended 31 December 2024							
其他资料	Other information							
资本性支出	Capital expenditure	64	71	-	2,887	3,022	-	3,022
折旧及摊销	Depreciation and amortisation	1,067	338	126	1,264	2,795	(18)	2,777

财务报表附注 (续) Notes to the Financial Statements (continued)
42. 分类报告 (续) 42. Segmental reporting (continued)

		个人银行 Personal Banking	企业银行 Corporate Banking	财资业务 Treasury	其他 Others	小计 Subtotal	合并抵销 Eliminations	综合 Consolidated
		港币百万元 HK\$m	港币百万元 HK\$m	港币百万元 HK\$m	港币百万元 HK\$m	港币百万元 HK\$m	港币百万元 HK\$m	港币百万元 HK\$m
截至 2023 年 12 月 31 日	Year ended 31 December 2023							
净利息 (支出) / 收入	Net interest (expense)/income							
- 外来	- External	(11,050)	20,021	34,192	3,533	46,696	-	46,696
- 跨业务	- Inter-segment	30,784	281	(30,707)	(358)	-	-	-
		19,734	20,302	3,485	3,175	46,696	-	46,696
净服务费及佣金收入 / (支出)	Net fee and commission income/(expense)							
- 外来	- External	6,419	3,834	124	886	11,263	-	11,263
- 跨业务	- Inter-segment	(2)	4	-	491	493	(493)	-
		6,417	3,838	124	1,377	11,756	(493)	11,263
净交易性收益	Net trading gain	515	1,752	6,121	657	9,045	2	9,047
其他以公允价值变化计入损益之金融工具净收益 / (亏损)	Net gain/(loss) on other financial instruments at fair value through profit or loss	39	-	(110)	-	(71)	-	(71)
其他金融工具之净收益 / (亏损)	Net gain/(loss) on other financial instruments	-	10	(1,322)	(6)	(1,318)	-	(1,318)
其他经营收入	Other operating income	27	1	18	1,697	1,743	(1,182)	561
提取减值准备前之净经营收入	Net operating income before impairment allowances	26,732	25,903	8,316	6,900	67,851	(1,673)	66,178
减值准备净 (拨备) / 拨回	Net (charge)/reversal of impairment allowances	(392)	(6,222)	(1)	274	(6,341)	-	(6,341)
净经营收入	Net operating income	26,340	19,681	8,315	7,174	61,510	(1,673)	59,837
经营支出	Operating expenses	(10,132)	(3,814)	(1,403)	(3,415)	(18,764)	1,673	(17,091)
经营溢利	Operating profit	16,208	15,867	6,912	3,759	42,746	-	42,746
投资物业处置 / 公允价值调整之净亏损	Net loss from disposal of/fair value adjustments on investment properties	-	-	-	(1,279)	(1,279)	-	(1,279)
处置 / 重估物业、器材及设备之净亏损	Net loss from disposal/ revaluation of properties, plant and equipment	(1)	-	-	(116)	(117)	-	(117)
应占联营公司及合资企业之税后业绩	Share of results after tax of associates and joint ventures	(22)	-	-	3	(19)	-	(19)
除税前溢利	Profit before taxation	<u>16,185</u>	<u>15,867</u>	<u>6,912</u>	<u>2,367</u>	<u>41,331</u>	<u>-</u>	<u>41,331</u>
于 2023 年 12 月 31 日	At 31 December 2023							
资产	ASSETS							
分部资产	Segment assets	629,699	1,041,544	1,883,259	187,376	3,741,878	(56,469)	3,685,409
联营公司及合资企业权益	Interests in associates and joint ventures	113	-	-	56	169	-	169
		<u>629,812</u>	<u>1,041,544</u>	<u>1,883,259</u>	<u>187,432</u>	<u>3,742,047</u>	<u>(56,469)</u>	<u>3,685,578</u>
负债	LIABILITIES							
分部负债	Segment liabilities	<u>1,366,745</u>	<u>1,120,307</u>	<u>818,020</u>	<u>132,537</u>	<u>3,437,609</u>	<u>(56,469)</u>	<u>3,381,140</u>
截至 2023 年 12 月 31 日	Year ended 31 December 2023							
其他资料	Other information							
资本性支出	Capital expenditure	41	19	-	1,681	1,741	-	1,741
折旧及摊销	Depreciation and amortisation	1,088	324	111	1,329	2,852	(19)	2,833

财务报表附注 (续) Notes to the Financial Statements (continued)
43. 金融工具之抵销

下表列示本集团已抵销、受执行性净额结算总协议和类似协议约束的金融工具详情。

43. Offsetting financial instruments

The following tables present details of the Group's financial instruments subject to offsetting, enforceable master netting arrangements and similar agreements.

		2024					
		于资产负债表 表中抵销之 已确认金融 负债总额 Gross amounts of recognised financial liabilities set off in the balance sheet	于资产负债 表中列示的 金融资产净额 Net amounts of financial assets presented in the balance sheet	未有于资产负债表中 抵销之相关金额 Related amounts not set off in the balance sheet		净额	
		港币百万元 HK\$m	港币百万元 HK\$m	金融工具* Financial instruments*	已收取之 现金押品 Cash collateral received	港币百万元 HK\$m	
资产	Assets						
衍生金融工具	Derivative financial instruments	56,752	-	(31,859)	(18,658)	6,235	
反向回购协议	Reverse repurchase agreements	27,879	-	(27,879)	-	-	
借入证券协议	Securities borrowing agreements	3,800	-	(3,800)	-	-	
其他资产	Other assets	15,585	(8,694)	(1)	-	6,890	
		104,016	(8,694)	(63,539)	(18,658)	13,125	

		2024					
		于资产负债 表中抵销之 已确认金融 资产总额 Gross amounts of recognised financial assets set off in the balance sheet	于资产负债 表中列示的 金融负债净额 Net amounts of financial liabilities presented in the balance sheet	未有于资产负债表中 抵销之相关金额 Related amounts not set off in the balance sheet		净额	
		港币百万元 HK\$m	港币百万元 HK\$m	金融工具* Financial instruments*	已抵押之 现金押品 Cash collateral pledged	港币百万元 HK\$m	
负债	Liabilities						
衍生金融工具	Derivative financial instruments	42,368	-	(31,621)	(8,619)	2,128	
回购协议	Repurchase agreements	96,933	-	(96,933)	-	-	
其他负债	Other liabilities	8,995	(8,694)	(1)	-	300	
		148,296	(8,694)	(128,555)	(8,619)	2,428	

财务报表附注 (续) Notes to the Financial Statements (continued)
43. 金融工具之抵销 (续) 43. Offsetting financial instruments (continued)

		2023					
		于资产负债表中抵销之已确认金融负债总额	于资产负债表中列示的金融资产净额	未有于资产负债表中抵销之相关金额			
		Gross amounts of recognised financial liabilities set off in the balance sheet	Net amounts of financial assets presented in the balance sheet	金融工具*	已收取之现金押品	净额	
		港币百万元	港币百万元	港币百万元	港币百万元	港币百万元	
		HK\$m	HK\$m	HK\$m	HK\$m	HK\$m	
资产	Assets						
衍生金融工具	Derivative financial instruments	37,187	-	37,187	(23,661)	(12,313)	1,213
反向回购协议	Reverse repurchase agreements	21,771	-	21,771	(21,771)	-	-
借入证券协议	Securities borrowing agreements	3,800	-	3,800	(3,800)	-	-
其他资产	Other assets	15,689	(11,684)	4,005	-	-	4,005
		<u>78,447</u>	<u>(11,684)</u>	<u>66,763</u>	<u>(49,232)</u>	<u>(12,313)</u>	<u>5,218</u>

		2023					
		于资产负债表中抵销之已确认金融资产总额	于资产负债表中列示的金融负债净额	未有于资产负债表中抵销之相关金额			
		Gross amounts of recognised financial assets set off in the balance sheet	Net amounts of financial liabilities presented in the balance sheet	金融工具*	已抵押之现金押品	净额	
		港币百万元	港币百万元	港币百万元	港币百万元	港币百万元	
		HK\$m	HK\$m	HK\$m	HK\$m	HK\$m	
负债	Liabilities						
衍生金融工具	Derivative financial instruments	28,368	-	28,368	(23,607)	(2,221)	2,540
回购协议	Repurchase agreements	44,495	-	44,495	(44,495)	-	-
其他负债	Other liabilities	14,964	(11,684)	3,280	-	-	3,280
		<u>87,827</u>	<u>(11,684)</u>	<u>76,143</u>	<u>(68,102)</u>	<u>(2,221)</u>	<u>5,820</u>

* 包括非现金押品。

* Including non-cash collateral.

按本集团签订有关场外衍生工具、售后回购及证券借出/借入交易的净额结算总协议，倘若发生违约或其他事先议定的事件，则同一交易对手之相关金额可采用净额结算。

For master netting agreements of OTC derivative, sale and repurchase and securities lending and borrowing transactions entered into by the Group, related amounts with the same counterparty can be offset if an event of default or other predetermined events occur.

财务报表附注（续）

Notes to the Financial Statements (continued)

44. 已抵押资产

44. Assets pledged as security

于 2024 年 12 月 31 日，本集团之负债港币 319.57 亿元（2023 年：港币 382.53 亿元）是以存放于中央保管系统以便利结算之资产作抵押。此外，本集团通过售后回购协议的债务证券抵押之负债为港币 1,169.33 亿元（2023 年：港币 842.41 亿元）。本集团为担保此等负债而质押之资产金额为港币 1,490.91 亿元（2023 年：港币 1,229.29 亿元），并主要于「以公允价值变化计入损益之金融资产」及「证券投资」内列账。

As at 31 December 2024, the liabilities of the Group amounting to HK\$31,957 million (2023: HK\$38,253 million) were secured by assets deposited with central depositories to facilitate settlement operations. In addition, the liabilities of the Group amounting to HK\$116,933 million (2023: HK\$84,241 million) were secured by debt securities related to sale and repurchase arrangements. The amount of assets pledged by the Group to secure these liabilities was HK\$149,091 million (2023: HK\$122,929 million) mainly included in "Financial assets at fair value through profit or loss" and "Investment in securities".

此外，本集团作为衍生品交易的开仓保证金之抵押证券金额为港币 31.79 亿元（2023 年：港币 32.71 亿元）。

In addition, the Group pledges securities amounting to HK\$3,179 million (2023: HK\$3,271 million) as initial margin of derivative transactions.

45. 金融资产转移

45. Transfers of financial assets

不符合终止确认条件之已转移金融资产，包括交易对手持有作为售后回购协议抵押品的债务证券。交易对手于本集团未违约情况下，可以将上述证券出售或再抵押，但同时需承担在协议规定的到期日将上述证券归还予本集团的义务。本集团保留了相关证券之实质上所有风险及回报，故未对相关证券进行终止确认。售后回购协议所取得的现金确认为金融负债。

Transferred financial assets that do not qualify for derecognition include debt securities held by counterparties as collateral under sale and repurchase agreements. The counterparties are allowed to sell or re-pledge these securities in the absence of default by the Group, but have an obligation to return the securities upon maturity of the contract. These securities are not derecognised since the Group retains substantially all the risks and rewards. Amounts received under sale and repurchase agreements are recognised as financial liabilities.

财务报表附注 (续) Notes to the Financial Statements (continued)
45. 金融资产转移 (续) 45. Transfers of financial assets (continued)

下表为已转移给交易对手而不符合终止确认条件的金融资产及相关金融负债的账面值分析：

The following table analyses the carrying amount of the financial assets transferred to counterparties that do not qualify for derecognition and their associated financial liabilities:

	2024		2023	
	已转移资产 账面值 Carrying amount of transferred assets 港币百万元 HK\$m	相关负债 账面值 Carrying amount of associated liabilities 港币百万元 HK\$m	已转移资产 账面值 Carrying amount of transferred assets 港币百万元 HK\$m	相关负债 账面值 Carrying amount of associated liabilities 港币百万元 HK\$m
回购协议	97,135	96,933	44,389	43,866
Repurchase agreements				

46. 在未纳入合并范围的结构化主体中的权益 46. Interests in unconsolidated structured entities

本集团在日常业务中涉及若干符合未纳入合并范围的结构化主体定义的投资基金并从由本集团发起的投资基金处收取信托费。于2024年12月31日，由本集团发起的未合并的结构化主体的资产净值为港币2,967.95亿元（2023年：港币1,824.21亿元）。截至2024年12月31日止，上述业务的信托费为港币7.33亿元（2023年：港币6.33亿元）。

The Group involves a number of investment funds in the normal course of business, which meet the definition of unconsolidated structured entities, and earns trustee fee from those sponsored by the Group. As at 31 December 2024, the total net asset value of unconsolidated structured entities sponsored by the Group amounted to HK\$296,795 million (2023: HK\$182,421 million). For the year ended 31 December 2024, the above-mentioned trustee fee amounted to HK\$733 million (2023: HK\$633 million).

47. 董事贷款

根据香港《公司条例》第383条及《公司（披露董事利益资料）规例》第三部的规定，向本银行董事提供之贷款详情如下：

47. Loans to directors

Particulars of loans made to directors of the Bank pursuant to section 383 of the Hong Kong Companies Ordinance and Part 3 of the Companies (Disclosure of Information about Benefits of Directors) Regulation are as follows:

	2024 港币百万元 HK\$m	2023 港币百万元 HK\$m
于年末尚未偿还之有关交易总额	5	5
于年内未偿还有关交易之最高总额	6	5
Aggregate amount of relevant transactions outstanding at year end		
Maximum aggregate amount of relevant transactions outstanding during the year		

财务报表附注（续） Notes to the Financial Statements (continued)

48. 主要之有关连人士交易 48. Significant related party transactions

中华人民共和国国务院通过中国投资有限责任公司（「中投」）、其全资附属公司中央汇金投资有限责任公司（「汇金」）及汇金拥有控制权益之中国银行，对本集团实行控制。

(a) 与母公司及母公司控制之其他公司进行的交易

母公司的基本资料：

本集团受中国银行控制。汇金是中国银行之控股公司，亦是中投的全资附属公司，而中投是从事外汇资金投资管理业务的国有独资公司。

汇金于某些内地实体均拥有控制权益。

本集团在正常业务中与此等实体进行银行业务交易，包括贷款、证券投资及货币市场交易。

大部分与中国银行进行的交易源自货币市场活动及概述如下：

The Group is subject to the control of the State Council of the PRC Government through China Investment Corporation (“CIC”), its wholly-owned subsidiary Central Huijin Investment Ltd. (“Central Huijin”), and BOC in which Central Huijin has controlling equity interests.

(a) Transactions with the parent companies and the other companies controlled by the parent companies

General information of the parent companies:

The Group is controlled by BOC. Central Huijin is the controlling entity of BOC, and it is a wholly-owned subsidiary of CIC which is a wholly state-owned company engaging in foreign currency investment management.

Central Huijin has controlling equity interests in certain other entities in the PRC.

The Group enters into banking transactions with these entities in the normal course of business which include loans, investment securities and money market transactions.

The majority of transactions with BOC arise from money market activities and are summarised as below:

		<u>2024</u>	<u>2023</u>
		港币百万元	港币百万元
		HK\$'m	HK\$'m
收益表项目	Income statement items		
- 利息收入	- Interest income	3,190	2,520
- 利息支出	- Interest expenses	3,694	4,240
资产负债表项目	Balance sheet items		
- 库存现金及在银行及其他金融机构之结余及定期存放	- Cash and balances and placements with banks and other financial institutions	117,459	134,225
- 其他资产	- Other assets	559	3,703
- 证券投资	- Investment in securities	14,070	8,009
- 银行及其他金融机构之存款及结余	- Deposits and balances from banks and other financial institutions	<u>74,463</u>	<u>75,445</u>

财务报表附注 (续) Notes to the Financial Statements (continued)

48. 主要之有关连人士交易 (续) 48. Significant related party transactions (continued)

(a) 与母公司及母公司控制之其他公司进行的交易 (续)

与中国银行子公司进行的有关连人士交易概述如下:

资产负债表项目

- 库存现金及在银行及其他金融机构之结余及定期存放
- 贷款及其他账项
- 银行及其他金融机构之存款及结余

有关中国银行发放的后偿负债详细资料, 请见附注 35。

除上述披露外, 与中国银行及中国银行控制之公司并无其他主要交易。

(a) Transactions with the parent companies and the other companies controlled by the parent companies (continued)

Related party transactions with subsidiaries of BOC are summarised as below:

	<u>2024</u>	<u>2023</u>
	港币百万元	港币百万元
	HK\$'m	HK\$'m
Balance sheet items		
- Cash and balances and placements with banks and other financial institutions	1,627	516
- Advances and other accounts	15,493	5,954
- Deposits and balances from banks and other financial institutions	<u>16,693</u>	<u>19,238</u>

For details of subordinated liabilities granted by BOC, please refer to Note 35.

Except as disclosed above, other transactions with BOC and with companies controlled by BOC are not considered significant.

财务报表附注 (续) Notes to the Financial Statements (continued)

48. 主要之有关连人士交易 48. Significant related party transactions (continued)
(续)

(b) 与政府机构、代理机构、附属机构及其他国有控制实体的交易

中华人民共和国国务院通过中投及汇金对本集团实施控制，而中华人民共和国国务院亦通过政府机构、代理机构、附属机构及其他国有控制实体直接或间接控制大量其他实体。本集团按一般商业条款与政府机构、代理机构、附属机构及其他国有控制实体进行常规银行业务交易。

这些交易包括但不限于限于下列各项：

- 借贷、提供授信及担保和接受存款；
- 银行同业之存放及结余；
- 出售、购买、包销及赎回由其他国有控制实体所发行之债券；
- 提供外汇、汇款及相关投资服务；
- 提供信托业务；及
- 购买公共事业、交通工具、电信及邮政服务。

(b) Transactions with government authorities, agencies, affiliates and other state controlled entities

The Group is subject to the control of the State Council of the PRC Government through CIC and Central Huijin, which also directly or indirectly controls a significant number of entities through its government authorities, agencies, affiliates and other state controlled entities. The Group enters into banking transactions with government authorities, agencies, affiliates and other state controlled entities in the normal course of business at commercial terms.

These transactions include, but are not limited to, the following:

- lending, provision of credits and guarantees, and deposit taking;
- inter-bank balance taking and placing;
- sales, purchases, underwriting and redemption of bonds issued by other state controlled entities;
- rendering of foreign exchange, remittance and investment related services;
- provision of fiduciary activities; and
- purchase of utilities, transport, telecommunication and postage services.

财务报表附注（续） Notes to the Financial Statements (continued)

48. 主要之有关连人士交易 48. Significant related party transactions (continued) (续)

(c) 与同系附属公司、联营公司、合资企业及其他有关连人士在正常业务范围内进行之交易摘要

本集团与同系附属公司、联营公司、合资企业及其他有关连人士进行银行及其他业务交易，包括但不限于贷款、证券投资及货币市场交易。与此等实体达成之有关连人士交易所产生之总收入 / 支出及结余概述如下：

(c) Summary of transactions entered into during the ordinary course of business with fellow subsidiaries, associates, joint ventures and other related parties

The Group enters into banking and other transactions with fellow subsidiaries, associates, joint ventures and other related parties which include but are not limited to loans, investment securities and money market transactions. The aggregate income/expenses and balances arising from related party transactions with these entities are summarised as follows:

		2024	2023
		港币百万元	港币百万元
		HK\$'m	HK\$'m
收益表项目	Income statement items		
同系附属公司	Fellow subsidiaries		
- 服务费及佣金收入	- Fee and commission income	2,643	2,076
联营公司及合资企业	Associates and joint ventures		
- 其他经营支出	- Other operating expenses	14	70
资产负债表项目	Balance sheet items		
同系附属公司	Fellow subsidiaries		
- 贷款及其他账项	- Advances and other accounts	3,384	1,148
其他有关连人士	Other related parties		
- 证券投资	- Investment in securities	957	941

除上述披露外，与本集团之同系附属公司、联营公司、合资企业及其他有关连人士并无其他主要交易。

Except as disclosed above, other transactions with fellow subsidiaries, associates, joint ventures and other related parties of the Group are not considered significant.

财务报表附注 (续) Notes to the Financial Statements (continued)

48. 主要之有关连人士交易 48. Significant related party transactions (continued)
(续)

(d) 主要高层人员

主要高层人员是指某些能直接或间接拥有权力及责任来计划、指导及掌管集团业务之人士,包括董事及高层管理人员。本集团在正常业务中会接受主要高层人员存款及向其提供贷款及信贷融资。于本年及去年,本集团并没有与本银行及其控股公司之主要高层人员或其有关连人士进行主要交易。

主要高层人员截至 12 月 31 日止年度之薪酬如下:

薪酬及其他短期员工福利

(d) Key management personnel

Key management personnel are those persons having authority and responsibility for planning, directing and controlling the activities of the Group, directly or indirectly, including directors and senior management. The Group accepts deposits from and grants loans and credit facilities to key management personnel in the ordinary course of business. During both the current and prior years, no significant transaction was conducted with key management personnel of the Bank and its holding companies, as well as parties related to them.

The compensation of key management personnel for the year ended 31 December is detailed as follows:

	<u>2024</u>	<u>2023</u>
	港币百万元	港币百万元
	HK\$'m	HK\$'m
Salaries and other short-term employee benefits	<u>43</u>	<u>38</u>

(e) 与附属公司的结余

于 2024 年 12 月 31 日,本银行在日常业务过程中按一般商业条款进行交易产生的应收及应付附属公司款项总额分别为港币 140.29 亿元(2023 年:港币 118.24 亿元)及港币 50.95 亿元(2023 年:港币 67.35 亿元)。

(e) Balances with subsidiaries

As at 31 December 2024, the aggregate sums of amounts due from subsidiaries and amounts due to subsidiaries of the Bank arising from transactions entered into during the normal course of business at commercial terms are HK\$14,029 million (2023: HK\$11,824 million) and HK\$5,095 million (2023: HK\$6,735 million) respectively.

财务报表附注（续） Notes to the Financial Statements (continued)
49. 国际债权

以下分析乃参照有关国际银行业统计之金管局报表的填报指示而编制。因应金管局对有关填报指示作出修订，并已于2024年9月底生效，以下本年度之分析乃参照经修订的填报指示而编制。国际债权按照交易对手所在地计入风险转移后以交易对手之最终风险承担的地域分布，其总和包括所有货币之跨地域债权及本地之外币债权。若债权之担保人所在地与交易对手所在地不同，则风险将转移至担保人之所在地。若债权属银行之海外分行，其风险将会转移至该银行之总行所在地。

本集团的个别国家/地区其已计及风险转移后于任一年末占国际债权总额10%或以上之债权如下：

49. International claims

The below analysis is prepared with reference to the completion instructions for the HKMA return of international banking statistics. In response to the HKMA revision of the relevant completion instructions, which took effect at the end of September 2024, the following analysis for the year is prepared with reference to the revised completion instructions. International claims are exposures to counterparties on which the ultimate risk lies based on the locations of the counterparties after taking into account the transfer of risk, and represent the sum of cross-border claims in all currencies and local claims in foreign currencies. For a claim guaranteed by a party situated in a location different from the counterparty, the risk will be transferred to the location of the guarantor. For a claim on an overseas branch of a bank whose head office is located in another location, the risk will be transferred to the location where its head office is located.

Claims on individual countries/regions, after risk transfer, amounting to 10% or more of the aggregate international claims of the Group in either year end are shown as follows:

		2024				
		非银行私人机构 Non-bank private sector				
		非银行 金融机构 Non-bank financial institutions		非金融 私人机构 Non-financial private sector		
		官方机构 Official sector			总计 Total	
银行 Banks	官方机构 Official sector	非银行 金融机构 Non-bank financial institutions	非金融 私人机构 Non-financial private sector		总计 Total	
港币百万元 HK\$m	港币百万元 HK\$m	港币百万元 HK\$m	港币百万元 HK\$m		港币百万元 HK\$m	
中国内地	Chinese mainland	339,628	344,179	14,223	63,022	761,052
中国香港	Hong Kong, China	13,587	17,796	35,876	366,393	433,652
美国	United States	23,897	191,831	58,687	8,145	282,560
		2023				
		非银行私人机构 Non-bank private sector				
		非银行 金融机构 Non-bank financial institutions		非金融 私人机构 Non-financial private sector		
		官方机构 Official sector			总计 Total	
银行 Banks	官方机构 Official sector	非银行 金融机构 Non-bank financial institutions	非金融 私人机构 Non-financial private sector		总计 Total	
港币百万元 HK\$m	港币百万元 HK\$m	港币百万元 HK\$m	港币百万元 HK\$m		港币百万元 HK\$m	
中国内地	Chinese mainland	324,523	386,427	9,470	97,174	817,594
中国香港	Hong Kong, China	7,275	14,272	39,279	349,922	410,748
美国	United States	24,273	143,987	12,847	7,220	188,327

财务报表附注 (续) Notes to the Financial Statements (continued)
50. 非银行的内地风险承担 50. Non-bank Mainland exposures

对非银行交易对手的内地相关风险承担之分析乃参照有关内地业务之金管局报表的填报指示所列之机构类别及直接风险类别分类。此报表仅计及中银香港的香港办事处之内地风险承担。

The analysis of non-bank Mainland exposures is based on the categories of non-bank counterparties and the types of direct exposures with reference to the completion instructions for the HKMA return of Mainland activities, which includes the Mainland exposures extended by BOCHK's Hong Kong office only.

	金管局 报表项目 Items in the HKMA return	2024		总风险承担 Total exposure 港币百万元 HK\$m	
		资产负债 表内的 风险承担 On-balance sheet exposure 港币百万元 HK\$m	资产负债 表外的 风险承担 Off-balance sheet exposure 港币百万元 HK\$m		
中央政府、中央政府持有的机构、其附属公司及合资企业	Central government, central government-owned entities and their subsidiaries and joint ventures	1	333,254	43,226	376,480
地方政府、地方政府持有的机构、其附属公司及合资企业	Local governments, local government-owned entities and their subsidiaries and joint ventures	2	71,221	3,893	75,114
中国籍境内居民或其他在境内注册的机构、其附属公司及合资企业	PRC nationals residing in Mainland or other entities incorporated in Mainland and their subsidiaries and joint ventures	3	105,293	11,873	117,166
不包括在上述第一项中央政府内的其他机构	Other entities of central government not reported in item 1 above	4	27,687	2,804	30,491
不包括在上述第二项地方政府内的其他机构	Other entities of local governments not reported in item 2 above	5	900	1	901
中国籍境外居民或在境外注册的机构，其用于境内的信贷	PRC nationals residing outside Mainland or entities incorporated outside Mainland where the credit is granted for use in Mainland	6	49,494	6,337	55,831
其他交易对手而其风险承担被视为非银行的内地风险承担	Other counterparties where the exposures are considered to be non-bank Mainland exposures	7	2,475	-	2,475
总计	Total	8	590,324	68,134	658,458
扣减准备金后的资产总额	Total assets after provision	9	3,925,776		
资产负债表内的风险承担占资产总额百分比	On-balance sheet exposures as percentage of total assets	10	15.04%		

财务报表附注 (续) Notes to the Financial Statements (continued)
50. 非银行的内地风险承担 (续) 50. Non-bank Mainland exposures (continued)

		2023			
		金管局 报表项目 Items in the HKMA return	资产负债 表内的 风险承担 On-balance sheet exposure 港币百万元 HK\$'m	资产负债 表外的 风险承担 Off-balance sheet exposure 港币百万元 HK\$'m	总风险承担 Total exposure 港币百万元 HK\$'m
中央政府、中央政府持有的机构、其附属公司及合资企业	Central government, central government-owned entities and their subsidiaries and joint ventures	1	348,102	23,154	371,256
地方政府、地方政府持有的机构、其附属公司及合资企业	Local governments, local government-owned entities and their subsidiaries and joint ventures	2	84,392	4,981	89,373
中国籍境内居民或其他在境内注册的机构、其附属公司及合资企业	PRC nationals residing in Mainland or other entities incorporated in Mainland and their subsidiaries and joint ventures	3	125,112	20,785	145,897
不包括在上述第一项中央政府内的其他机构	Other entities of central government not reported in item 1 above	4	27,853	2,460	30,313
不包括在上述第二项地方政府内的其他机构	Other entities of local governments not reported in item 2 above	5	1,406	162	1,568
中国籍境外居民或在境外注册的机构，其用于境内的信贷	PRC nationals residing outside Mainland or entities incorporated outside Mainland where the credit is granted for use in Mainland	6	56,366	10,321	66,687
其他交易对手而其风险承担被视为非银行的内地风险承担	Other counterparties where the exposures are considered to be non-bank Mainland exposures	7	2,917	-	2,917
总计	Total	8	<u>646,148</u>	<u>61,863</u>	<u>708,011</u>
扣减准备金后的资产总额	Total assets after provision	9	<u>3,621,071</u>		
资产负债表内的风险承担占资产总额百分比	On-balance sheet exposures as percentage of total assets	10	<u>17.84%</u>		

财务报表附注 (续) Notes to the Financial Statements (continued)
51. 资产负债表及权益变动表 51. Balance sheet and statement of changes in equity
(a) 资产负债表
(a) Balance sheet

于 12 月 31 日	As at 31 December	2024	2023
		港币百万元 HK\$m	港币百万元 HK\$m
资产	ASSETS		
库存现金及在银行及其他 金融机构之结余及定期 存放	Cash and balances and placements with banks and other financial institutions	602,022	400,065
以公允价值变化计入损益之 金融资产	Financial assets at fair value through profit or loss	129,407	295,101
衍生金融工具	Derivative financial instruments	73,688	54,183
香港特别行政区政府负债 证明书	Hong Kong SAR Government certificates of indebtedness	223,510	213,000
贷款及其他账项	Advances and other accounts	1,639,274	1,669,539
证券投资	Investment in securities	1,174,636	915,185
附属公司权益	Interests in subsidiaries	9,039	9,045
联营公司及合资企业权益	Interests in associates and joint ventures	8	8
投资物业	Investment properties	15,181	16,014
物业、器材及设备	Properties, plant and equipment	36,390	39,834
递延税项资产	Deferred tax assets	164	218
其他资产	Other assets	69,778	43,764
资产总额	Total assets	3,973,097	3,655,956
负债	LIABILITIES		
香港特别行政区流通纸币	Hong Kong SAR currency notes in circulation	223,510	213,000
银行及其他金融机构之存 款及结余	Deposits and balances from banks and other financial institutions	352,120	376,148
以公允价值变化计入损益之 金融负债	Financial liabilities at fair value through profit or loss	78,821	66,203
衍生金融工具	Derivative financial instruments	56,565	41,433
客户存款	Deposits from customers	2,689,977	2,479,758
已发行债务证券及存款证	Debt securities and certificates of deposit in issue	5,296	1,999
其他账项及准备	Other accounts and provisions	169,064	91,277
应付税项负债	Current tax liabilities	6,500	4,445
递延税项负债	Deferred tax liabilities	3,506	4,298
后偿负债	Subordinated liabilities	71,982	75,323
负债总额	Total liabilities	3,657,341	3,353,884

财务报表附注 (续) **Notes to the Financial Statements (continued)**

51. 资产负债表及权益变动表 (续) **51. Balance sheet and statement of changes in equity (continued)**

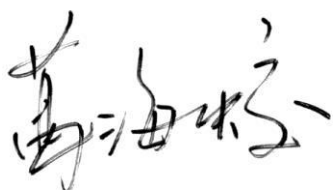
(a) 资产负债表 (续)

(a) Balance sheet (continued)

于 12 月 31 日	As at 31 December	<u>2024</u>	<u>2023</u>
		港币百万元 HK\$m	港币百万元 HK\$m
资本	EQUITY		
股本	Share capital	43,043	43,043
储备	Reserves	272,713	259,029
资本总额	Total equity	315,756	302,072
负债及资本总额	Total liabilities and equity	3,973,097	3,655,956

经董事会于 2025 年 3 月 26 日通过核准并由以下人士代表签署:

Approved by the Board of Directors on 26 March 2025 and signed on behalf of the Board by:



葛海蛟 **GE Haijiao**
董事 Director



孙煜 **SUN Yu**
董事 Director

财务报表附注 (续) Notes to the Financial Statements (continued)
51. 资产负债表及权益变动表 (续) 51. Balance sheet and statement of changes in equity (continued)
(b) 权益变动表
(b) Statement of changes in equity

		储备 Reserves							其他 权益工具 Other equity instruments	资本总额 Total equity
		股本 Share capital	房产 重估储备 Premises revaluation reserve	以公允价值 变化计入其他 全面收益金 融资产储备 Reserve for financial assets at FVOCI	监管储备* Regulatory reserve*	换算储备 Translation reserve	留存盈利 Retained earnings	总计 Total		
		港币百万元 HK\$m	港币百万元 HK\$m	港币百万元 HK\$m	港币百万元 HK\$m	港币百万元 HK\$m	港币百万元 HK\$m	港币百万元 HK\$m	港币百万元 HK\$m	港币百万元 HK\$m
于 2023 年 1 月 1 日	At 1 January 2023	43,043	34,683	(4,864)	6,580	(928)	206,758	285,272	23,476	308,748
年度溢利	Profit for the year	-	-	-	-	-	34,159	34,159	-	34,159
其他全面收益:	Other comprehensive income:									
房产	Premises	-	(781)	-	-	-	-	(781)	-	(781)
以公允价值变化计入其他全 面收益之股权工具	Equity instruments at fair value through other comprehensive income	-	-	346	-	-	-	346	-	346
退休福利计划精算亏损	Actuarial loss on retirement benefit plans	-	-	-	-	-	(6)	(6)	-	(6)
以公允价值变化计入其他全 面收益之贷款及其他账 项	Advances and other accounts at fair value through other comprehensive income	-	-	(48)	-	-	-	(48)	-	(48)
以公允价值变化计入其他全 面收益之债务工具	Debt instruments at fair value through other comprehensive income	-	-	3,187	-	-	-	3,187	-	3,187
货币换算差额	Currency translation difference	-	-	(40)	-	(71)	-	(111)	-	(111)
全面收益总额	Total comprehensive income	-	(781)	3,445	-	(71)	34,153	36,746	-	36,746
因处置以公允价值变化计入其 他全面收益之股权工具之 转拨:	Release upon disposal of equity instruments at fair value through other comprehensive income:									
转拨	Transfer	-	-	(2)	-	-	2	-	-	-
递延税项	Deferred tax	-	-	-	-	-	-	-	-	-
应付税项	Current tax	-	-	-	-	-	-	-	-	-
赎回其他股权工具	Redemption of other equity instruments	-	-	-	-	-	(70)	(70)	(23,476)	(23,546)
转拨自留存盈利	Transfer from retained earnings	-	-	-	1,290	-	(1,290)	-	-	-
支付其他股权工具持有者股 息	Dividend paid to other equity instrument holders	-	-	-	-	-	(1,392)	(1,392)	-	(1,392)
股息	Dividends	-	-	-	-	-	(18,484)	(18,484)	-	(18,484)
于 2023 年 12 月 31 日	At 31 December 2023	43,043	33,902	(1,421)	7,870	(999)	219,677	302,072	-	302,072

财务报表附注 (续) Notes to the Financial Statements (continued)
51. 资产负债表及权益变动表 (续) 51. Balance sheet and statement of changes in equity (continued)
(b) 权益变动表 (续)
(b) Statement of changes in equity (continued)

		储备							其他 权益工具 Other equity instruments	资本总额 Total equity
		股本 Share capital	房产 重估储备 Premises revaluation reserve	以公允价值 变化计入其他 全面收益金 融资产储备 Reserve for financial assets at FVOCI	监管储备* Regulatory reserve*	换算储备 Translation reserve	留存盈利 Retained earnings	总计 Total		
		港币 百万 元 HK\$'m	港币 百万 元 HK\$'m	港币 百万 元 HK\$'m	港币 百万 元 HK\$'m	港币 百万 元 HK\$'m	港币 百万 元 HK\$'m	港币 百万 元 HK\$'m	港币 百万 元 HK\$'m	
于 2024 年 1 月 1 日	At 1 January 2024	43,043	33,902	(1,421)	7,870	(999)	219,677	302,072	-	302,072
年度溢利	Profit for the year	-	-	-	-	-	38,477	38,477	-	38,477
其他全面收益:	Other comprehensive income:									
房产	Premises	-	(1,893)	-	-	-	-	(1,893)	-	(1,893)
以公允价值变化计入其他全 面收益之股权工具	Equity instruments at fair value through other comprehensive income	-	-	185	-	-	-	185	-	185
退休福利计划精算收益	Actuarial gain on retirement benefit plans	-	-	-	-	-	5	5	-	5
以公允价值变化计入其他全 面收益之贷款及其他账 项	Advances and other accounts at fair value through other comprehensive income	-	-	(23)	-	-	-	(23)	-	(23)
以公允价值变化计入其他全 面收益之债务工具	Debt instruments at fair value through other comprehensive income	-	-	989	-	-	-	989	-	989
货币换算差额	Currency translation difference	-	-	3	-	(385)	-	(382)	-	(382)
全面收益总额	Total comprehensive income	-	(1,893)	1,154	-	(385)	38,482	37,358	-	37,358
因处置以公允价值变化计入其 他全面收益之股权工具之 转拨:	Release upon disposal of equity instruments at fair value through other comprehensive income:									
转拨	Transfer	-	-	44	-	-	(44)	-	-	-
递延税项	Deferred tax	-	-	(7)	-	-	-	(7)	-	(7)
应付税项	Current tax	-	-	-	-	-	7	7	-	7
转拨至留存盈利	Transfer to retained earnings	-	-	-	(1,946)	-	1,946	-	-	-
支付其他股权工具持有者股 息	Dividend paid to other equity instrument holders	-	-	-	-	-	-	-	-	-
股息	Dividends	-	-	-	-	-	(23,674)	(23,674)	-	(23,674)
于 2024 年 12 月 31 日	At 31 December 2024	43,043	32,009	(230)	5,924	(1,384)	236,394	315,756	-	315,756

* 除按香港财务报告准则第 9 号对贷款提
取减值准备外,按金管局要求拨转部分留
存盈利至监管储备作银行一般风险之用
(包括未来损失或其他不可预期风险)。

* In accordance with the requirements of the HKMA, the amounts are set aside for general banking risks, including future
losses or other unforeseeable risks, in addition to the loan impairment allowances recognised under HKFRS 9.

财务报表附注 (续) Notes to the Financial Statements (continued)
52. 主要附属公司 52. Principal subsidiaries

于 2024 年 12 月 31 日之主要附属公司列示如下：

The following is a list of principal subsidiaries as at 31 December 2024:

名称 Name	注册及营业地点 Place of incorporation and operation	已发行股本 Issued share capital	持有权益 Interest held	主要业务 Principal activities
中银信用卡（国际）有限公司 BOC Credit Card (International) Limited	中国香港 Hong Kong, China	565,000,000 港元 HK\$565,000,000	100%	信用卡服务 Credit card services
马来西亚中国银行 Bank of China (Malaysia) Berhad	马来西亚 Malaysia	760,518,480 马来西亚林吉特 RM760,518,480	100%	银行业务 Banking business
中国银行（泰国）股份有限公司 Bank of China (Thai) Public Company Limited	泰国 Thailand	10,000,000,000 泰铢 Baht10,000,000,000	#100%	银行业务 Banking business

本银行直接持有 99.99% 股份及间接持有 0.01% 股份。

99.99% of the shares held directly and 0.01% of the shares held indirectly by the Bank.

马来西亚中国银行已发行股本于 2025 年 2 月 28 日增加 54,216,310 马来西亚林吉特至 814,734,790 马来西亚林吉特。

The issued share capital of Bank of China (Malaysia) Berhad had increased by RM54,216,310 to RM814,734,790 on 28 February 2025.

财务报表附注（续） Notes to the Financial Statements (continued)

53. 最终控股公司及直接控股公司 53. Ultimate and immediate holding companies

中华人民共和国国务院通过中国投资有限责任公司、其全资附属公司中央汇金投资有限责任公司（「汇金」）及汇金拥有控制权益之中国银行，对本集团实行控制。本集团的直接控股公司是中银香港（控股）有限公司，为中国银行间接持有。

The Group is subject to the control of the State Council of the PRC Government through China Investment Corporation, its wholly-owned subsidiary Central Huijin Investment Ltd. ("Central Huijin"), and BOC in which Central Huijin has controlling equity interests. The immediate holding company of the Group is BOC Hong Kong (Holdings) Limited which is indirectly held by BOC.

54. 期后事项 54. Events after the balance sheet date

拟议收购及拟议出售

如 2025 年 1 月 24 日中银香港（控股）发出之公告所述，中银香港与中银国际亚洲有限公司（「中银国际亚洲」）已订立(i)一买卖协议，据此，中银香港同意以 19.14 亿元人民币（相等于约 20.97 亿港元）的对价，向中银国际亚洲收购中银国际有限公司（「中银国际私行」）已发行的 1,000,000 股普通股，即中银国际私行的全部已发行股份（「拟议收购」），及(ii)一买卖协议，据此，中银香港同意以 4.10 亿元人民币（相等于约 4.49 亿港元）的对价，向中银国际亚洲出售宝生证券有限公司（「宝生证券」）已发行的 3,350,000 股普通股，即宝生证券的全部已发行股份（「拟议出售」）。详情请参阅中银香港（控股）于 2025 年 1 月 24 日发出之公告。

Proposed acquisition and proposed disposal

According to the announcement of BOCHK (Holdings) made on 24 January 2025, BOCHK and BOCI Asia Limited ("BOCI Asia") have entered into (i) a sale and purchase agreement, pursuant to which BOCHK has agreed to acquire a total of 1,000,000 issued ordinary shares of Bank of China International Limited ("BOCI Private Bank"), representing all the issued shares of BOCI Private Bank, from BOCI Asia at a consideration of RMB1,914 million (equivalent to approximately HK\$2,097 million) (the "Proposed Acquisition"), and (ii) a sale and purchase agreement, pursuant to which BOCHK has agreed to dispose a total of 3,350,000 issued ordinary shares of Po Sang Securities Limited ("Po Sang Securities"), representing all the issued shares of Po Sang Securities, to BOCI Asia at a consideration of RMB410 million (equivalent to approximately HK\$449 million) (the "Proposed Disposal"). For further details, please refer to the announcement of BOCHK (Holdings) dated 24 January 2025.

财务报表附注（续） **Notes to the Financial Statements (continued)**
54. 期后事项（续）

截至本年报日期，拟议收购及拟议出售尚未交割。拟议出售产生并于本集团综合收益表内确认的收益（或亏损）将根据拟议出售的对价减去宝生证券于拟议出售交割日的净资产及拟议出售的交易成本而计算所得。根据目前的信息，预期于本集团综合收益表内确认的拟议出售收益并不重大。本集团拟将拟议出售所得的大部分款项用作其一般营运资金，余下款项则用作支付拟议出售的交易成本。

截至 12 月 31 日止，宝生证券的税后利润及净资产如下：

宝生证券

拟议收购和拟议出售均须满足（或如适用，得到豁免）分别在收购协议及出售协议项下的先决条件，包括获得监管机构的必要批准，方能交割。拟议收购和拟议出售交割后，中银国际私行将成为中银香港的全资附属公司，而宝生证券将不再为中银香港的附属公司。

55. 财务报表核准

本财务报表于 2025 年 3 月 26 日经董事会通过及核准发布。

54. Events after the balance sheet date (continued)

As at the date of this Annual Report, the Proposed Acquisition and the Proposed Disposal were not completed. The gain (or loss) arising from the Proposed Disposal to be recognised in the consolidated income statement of the Group will be calculated based on the consideration for the Proposed Disposal, less the net asset of Po Sang Securities as of the completion date of the Proposed Disposal and the transaction costs for the Proposed Disposal. Based on the existing information available, the expected gain arising from the Proposed Disposal to be recognised in the consolidated income statement of the Group is not expected to be material. The Group intends to apply the majority of the sales proceeds from the Proposed Disposal for its general working capital, with the remaining allocated for payment of the transaction costs for the Proposed Disposal.

As of 31 December, the profit after tax and net assets of Po Sang Securities are as follow:

税后利润		净资产	
Profit after tax		Net assets	
2024	2023	2024	2023
港币百万元	港币百万元	港币百万元	港币百万元
HK\$m	HK\$m	HK\$m	HK\$m
6	9	381	384

The completion of each of the Proposed Acquisition and the Proposed Disposal is subject to the satisfaction (or, if applicable, waiver) of its respective conditions precedent stated in the Acquisition Agreement and the Disposal Agreement including the obtaining of requisite approvals from regulatory authorities. Upon completion of the Proposed Acquisition and the Proposed Disposal, BOCI Private Bank will become a wholly-owned subsidiary of BOCHK and Po Sang Securities will cease to be a subsidiary of BOCHK respectively.

55. Approval of financial statements

The financial statements were approved and authorised for issue by the Board of Directors on 26 March 2025.

未经审计之 补充财务资料

Unaudited Supplementary Financial Information

1. 监管披露

监管披露连同本年报内之披露，已载列金管局颁布之《银行业（披露）规则》及《金融机构（处置机制）（吸收亏损能力规定—银行界）规则》要求的所有披露。监管披露可于中银香港网页 www.bochk.com 中「监管披露」一节浏览。

本年报及监管披露乃按照本集团之财务披露政策编制。财务披露政策建立一个健全的机制，在合法合规的情况下，披露本集团的财务信息，并厘订财务披露的原则及内部监控措施，确保财务披露的及时性、公平性、准确性、真实性、完整性和合规性。

1. Regulatory Disclosures

The Regulatory Disclosures, together with the disclosures in this Annual Report, contained all the disclosures required by the Banking (Disclosure) Rules and Financial Institutions (Resolution) (Loss-absorbing Capacity Requirements – Banking Sector) Rules issued by the HKMA. The Regulatory Disclosures is available under the section “Regulatory Disclosures” on BOCHK’s website at www.bochk.com.

This Annual Report and the Regulatory Disclosures are prepared according to the Group’s disclosure policy. The disclosure policy sets out a robust mechanism for the Group’s disclosures of financial information on a legitimate and compliant basis. It depicts the principles and internal control measures to ensure the timeliness, fairness, accuracy, integrity, completeness and legitimacy of financial disclosures.

2. 风险管理

总览

本集团深信良好的风险管理是企业成功的重要元素。在日常经营中，本集团高度重视风险管理，并强调风险控制与业务发展之间必须取得平衡。本集团业务的主要内在风险包括信贷风险、市场风险、利率风险、流动资金风险、操作风险、信誉风险、法律及合规风险及策略风险。本集团的风险管理目标是在提高股东价值的同时，确保风险控制在可接受的水平之内。本集团设有经董事会审批的风险偏好陈述，表达本集团在风险可控的前提下所愿意承担的风险类型与程度，以实现业务发展目标和达到持份者的期望。有关本集团风险管理管治架构的详细资料，请见财务报表附注4。

2. Risk management

Overview

The Group believes that sound risk management is crucial to the success of any organisation. In its daily operation, the Group attaches a high degree of importance to risk management and emphasises that a balance must be struck between risk control and business development. The principal types of risk inherent in the Group’s businesses are credit risk, market risk, interest rate risk, liquidity risk, operational risk, reputation risk, legal and compliance risk, and strategic risk. The Group’s risk management objective is to enhance shareholder value by maintaining risk exposures within acceptable limits. The Group has a defined risk appetite statement approved by the Board, which is an expression of the types and level of risk that the Group is willing to take in a controllable way in order to achieve its business goals and to meet the expectations of its stakeholders. For details of the Group’s risk management governance structure, please refer to Note 4 to the Financial Statements.

未经审计之
补充财务资料 (续)

Unaudited Supplementary Financial Information (continued)

2. 风险管理 (续)

2. Risk management (continued)

信贷风险管理

信贷风险指因客户或交易对手未能或不愿意履行偿债责任而造成损失的风险。本集团的交易账和银行账、以及资产负债表内和表外之交易均存在这种风险。信贷风险主要来自借贷、贸易融资及资金业务。有关本集团信贷风险管理之详细资料，请见财务报表附注4.1。

Credit risk management

Credit risk is the risk of loss that a customer or counterparty is unable to or unwilling to meet its contractual obligations. Credit risk exists in the trading book and banking book, as well as from on- and off-balance sheet transactions of the Group. It arises principally from lending, trade finance and treasury businesses. For details of the Group's Credit Risk Management, please refer to Note 4.1 to the Financial Statements.

市场风险管理

市场风险是指因金融市场价格（汇率、利率、信贷利差、股票价格、商品价格）波动导致银行外汇、利率、股票和商品持仓值出现变化而可能给本集团带来损失的风险。本集团采取适中的市场风险偏好，实现风险与收益的平衡。有关本集团市场风险管理之详细资料，请见财务报表附注4.2。

Market risk management

Market risk refers to the risk of loss arising from movements in the value of foreign exchange, interest rate, equity and commodity positions held by the Group due to the volatility of financial market price (foreign exchange rate, interest rate, credit spreads, equity price, commodity price). The Group adopts a moderate market risk appetite to achieve a balance between risk and return. For details of the Group's Market Risk Management, please refer to Note 4.2 to the Financial Statements.

未经审计之
补充财务资料 (续)

Unaudited Supplementary Financial Information (continued)

2. 风险管理 (续)

2. Risk management (continued)

市场风险管理 (续)

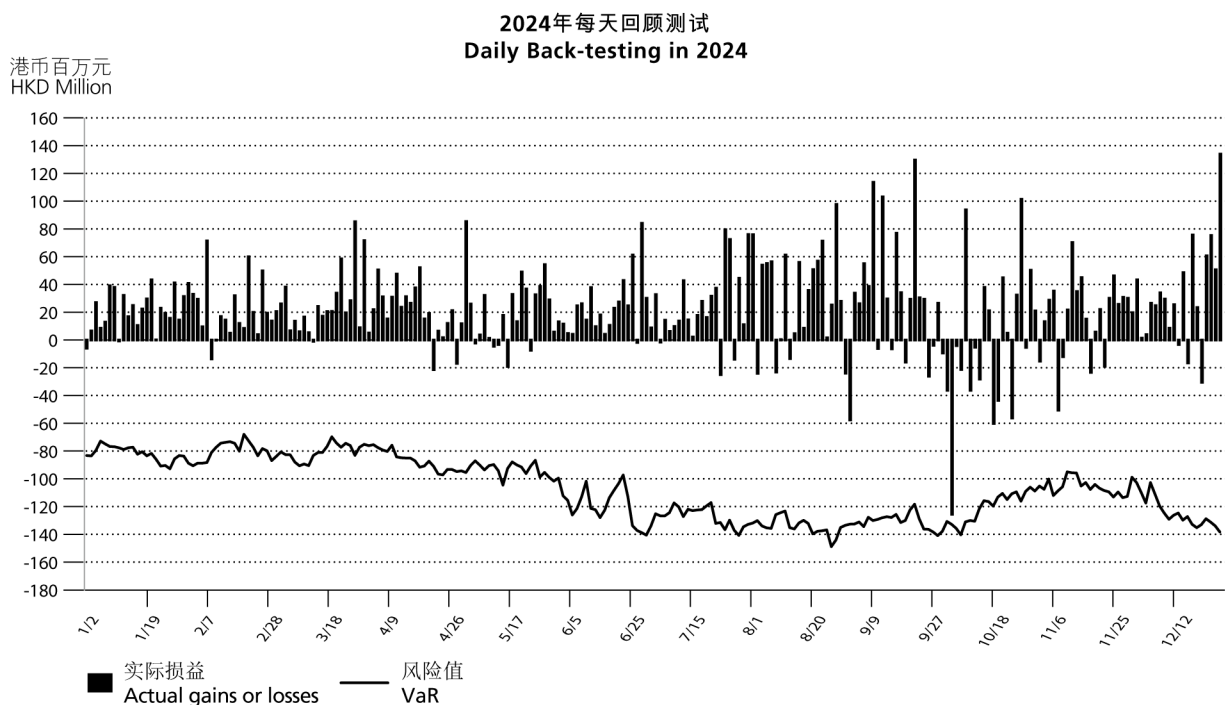
Market risk management (continued)

本集团采用风险值计量一般市场风险，并定期向风险委员会和高层管理人员报告。本集团采用统一的风险值计量模型，运用历史模拟法，以过去2年历史市场数据为参照，计算99%置信水平下及1天持有期内集团层面及各附属机构的风险值，并设定本集团和各附属机构的风险值限额。

The Group uses the VaR to measure and report general market risks to the RC and senior management on a periodic basis. The Group adopts a uniform VaR calculation model, using a historical simulation approach and two years of historical market data, to calculate the VaR of the Group and its subsidiaries over a one-day holding period with a 99% confidence level, and sets up the VaR limit of the Group and its subsidiaries.

本集团采用回顾测试衡量风险值模型计量结果的准确性。回顾测试是将每一交易日市场风险持仓的风险值数字与下一个交易日从这些持仓得到的实际及假设损益作出比较。一般而言，在99%置信水平下，在连续12个月内的回顾测试例外情况应该不超过4次。下图列示本集团风险值与实际损益比较之回顾测试结果。

The Group adopts back-testing to measure the accuracy of VaR model results. The back-testing compares the calculated VaR figure of market risk positions of each business day with the actual and hypothetical gains or losses arising from those positions on the next business day. Generally speaking, the number of back-testing exceptions in a rolling 12-month period will not exceed four times, given a 99% confidence level. The graph below shows the back-testing result of the VaR against actual gains or losses of the Group.



2024年内回顾测试结果显示，本集团没有出现实际交易损失超过风险值的情况。

There were no actual losses exceeding the VaR for the Group in 2024 as shown in the back-testing results.

未经审计之
补充财务资料 (续)

Unaudited Supplementary Financial Information (continued)

2. 风险管理 (续)

2. Risk management (continued)

利率风险管理

利率风险是指因利率水平、资产负债期限结构等要素发生变动而可能导致银行整体收益和经济价值承受损失的风险。本集团的利率风险承担主要来自结构性持仓。结构性持仓的主要利率风险类别为利率重订风险、利率基准风险及期权风险。有关本集团利率风险管理之详细资料，请见财务报表附注4.2。

Interest rate risk management

Interest rate risk means the risks of loss to a bank's earnings and economic value arising from movements in interest rate and term structures of the bank's asset and liability positions. The Group's interest rate risk exposures are mainly from structural positions. The major types of interest rate risk from structural positions are gap risk, basis risk and option risk. For details of the Group's Interest Rate Risk Management, please refer to Note 4.2 to the Financial Statements.

流动资金风险管理

流动资金风险是指银行无法以合理成本及时获得充足资金，履行到期义务的风险。本集团遵循稳健的流动资金风险偏好，确保在正常情况及压力情景下均有能力提供稳定、可靠和足够的现金来源，满足流动资金需求。有关本集团流动资金风险管理之详细资料，请见财务报表附注 4.3。

Liquidity risk management

Liquidity risk is the risk that banks may not be able to obtain sufficient and timely funding at a reasonable cost to meet their obligations as they fall due. The Group maintains a sound liquidity risk appetite to provide stable, reliable and adequate sources of cash to meet liquidity needs under normal circumstances and stressed scenarios. For details of the Group's Liquidity Risk Management, please refer to Note 4.3 to the Financial Statements.

操作风险管理

操作风险是指由不完善或有问题的内部程序、人员、系统，以及外部事件所造成损失的风险。操作风险隐藏于所有银行产品、活动、流程及系统，是本集团在日常操作活动中面对的风险。

Operational risk management

Operational risk is the risk of loss resulting from inadequate or failed internal process, people and system, or from external events. The risk is inherent in all banking products, activities, processes and systems and confronted by the Group in its day-to-day operational activities.

未经审计之
补充财务资料 (续)

Unaudited Supplementary Financial Information (continued)

2. 风险管理 (续)

2. Risk management (continued)

操作风险管理 (续)

Operational risk management (continued)

本集团实施操作风险管理「三道防线」体系：所有部门为第一道防线，是操作风险管理的第一责任人，通过自我评估、自我检查、自我整改与自我培训来履行业务经营过程中的风险管理。法律合规与操作风险管理部连同一些与操作风险管理相关的专门职能单位包括人力资源部、公司服务部、防范金融犯罪部、财务管理部、司库与会计部（统称为「专门职能单位」）为第二道防线，负责评估和监控第一道防线操作风险状况，对其工作提供指导。独立于业务单位的法律合规与操作风险管理部，负责协助管理层管理本集团的操作风险，包括制定和重检操作风险管理政策和框架、设计操作风险的管理工具和汇报机制、检视、监控及向管理层和风险委员会汇报总体操作风险状况；专门职能单位对操作风险的一些特定的范畴或与其相关事项，履行第二道防线的牵头管理责任，除负责本单位操作风险管理外，亦须就指定的操作风险管理范畴向其他单位提供专业意见/培训并履行集团整体的操作风险牵头管理。集团审计为第三道防线，对操作风险管理框架的有效性 with 充足性作独立评估，按风险为本原则检查本集团各部门操作风险管理工作的合规性和有效性，并提出整改意见。

The Group has implemented the “Three Lines of Defence” system for its operational risk management. All departments as the first line of defence are the primary parties responsible for operational risk management, and carry out the duties and functions of risk management in the process of business operation through self assessment, self checking, self correction and self development. The Legal & Compliance and Operational Risk Management Department (“LCO”), together with certain specialist functional units in relation to operational risk management within the Group, including the Human Resources Department, Corporate Services Department, Financial Crime Compliance Department, Financial Management Department, Treasury and General Accounting & Accounting Policy Department (collectively known as “specialist functional units”), are the second line of defence. They are responsible for assessing and monitoring the operational risk conditions in the first line of defence, and providing them with guidance. The LCO, being independent from the business units, is responsible for assisting the Management in managing the Group’s operational risk, including the establishment and review of the operational risk management policy and framework, designing the operational risk management tools and reporting mechanism, reviewing and contributing to the monitoring and reporting the overall operational risk profile to the Management and RC. Specialist functional units are required to carry out their leading managerial duties of the second line of defence with respect to some specific aspects of operational risk and its related issues. Apart from taking charge of operational risk management in their own units, these units are also required to provide other units with professional advice/training in respect of certain operational risk categories and to lead the group-wide operational risk management. Group Audit is the third line of defence which provides independent assessment to the effectiveness and adequacy of the operational risk management framework and is required to conduct risk-based review of the operational risk management activities of various departments within the Group regarding their compliance and effectiveness and to put forward recommendations for remedial actions.

未经审计之
补充财务资料 (续)

Unaudited Supplementary Financial Information (continued)

2. 风险管理 (续)

2. Risk management (continued)

操作风险管理 (续)

Operational risk management (continued)

本集团建立了有效的内部控制程序，对所有重大活动订下政策及监控措施。设置适当的职责分工和授权乃本集团紧守的基本原则。本集团采用关键风险指标、自我评估、操作风险事件汇报及检查等不同的操作风险管理工具或方法来识别、评估、监察及控制潜在业务活动及产品内的风险，同时透过购买保险等途径将未能预见的操作风险减低。此外，每项新产品/服务及外判安排均须进行风险评估及通过相关管治流程，按风险为本原则，先由业务单位对风险进行识别和评估，再由相关第二道防线进行审查和质询。现有产品、服务和外判安排的后续变更亦需经过类似的流程。对支援紧急或灾难事件时的业务运作备有持续业务运作计划，并维持充足的后备设施及定期进行演练。

The Group has put in place an effective internal control process which requires the establishment of policies and control procedures for all the key activities. The Group adheres to the fundamental principle of proper segregation of duties and authorisation. The Group adopts various operational risk management tools or methodologies such as key risk indicators, self-assessment, operational risk events reporting and review to identify, assess, monitor and control the risks inherent in business activities and products, as well as purchase of insurance, etc. to mitigate unforeseeable operational risks. In addition, each new product/service initiative and outsourcing arrangement is subject to a risk assessment and governance process, where risks are firstly identified and assessed by business unit, and reviewed and challenged by relevant second lines of defence, in accordance with the risk-based principle. Subsequent changes on the existing products, services and outsourcing arrangements are also subject to a similar process. Business continuity plans are established to support business operations in the event of an emergency or disaster. Adequate backup facilities are maintained and periodic drills are conducted.

信誉风险管理

Reputation risk management

信誉风险是指因与本集团业务经营有关的负面报道（不论是否属实），可能引致客户基础缩小、成本高昂的诉讼或收入减少等风险。信誉风险隐藏于其他风险及各业务运作环节，涉及层面广泛。

Reputation risk is the risk that negative publicity about the Group's business practices, whether genuine or not, will cause a potential decline in the customer base, or lead to costly litigation or revenue decrease. Reputation risk is inherent in other types of risk and every aspect of business operation and covers a wide spectrum of issues.

为减低信誉风险，本集团制定并遵循信誉风险管理政策。此政策的目的是当信誉风险事件发生时本集团能够尽早识别和积极防范。鉴于信誉风险往往是由各种可能令公众对本集团信任受损的操作及策略失误所引发，本集团建立关键控制自我评估机制包括相关风险评估工具，以评估各主要风险可能对本集团造成的严重影响，包括对本集团信誉的损害程度。

In order to mitigate reputation risk, the Group has formulated and duly followed its Reputation Risk Management Policy. The policy aims to identify and prevent reputation risk proactively at an early stage when an incident occurs. Since reputation risk is often caused by various types of operational and strategic issues that negatively impact the trust and perception of the Group, all operational and key risks identified are assessed through the established Key Control Self-Assessment framework, including risk assessment tools, to evaluate the severity of their impact on the Group, including the damage to reputation.

未经审计之
补充财务资料 (续)

Unaudited Supplementary Financial Information (continued)

2. 风险管理 (续)

2. Risk management (continued)

信誉风险管理 (续)

此外，本集团建立完善机制持续监测金融界所发生的信誉风险事件，以有效管理、控制及减低信誉风险事件的潜在负面影响。本集团亦借助健全有效机制及时向持份者披露信息，由此建立公众信心及树立本集团良好公众形象。

法律及合规风险管理

法律风险是指因不可执行合约、诉讼或不判判决而可能使本集团运作或财务状况出现混乱或负面影响的风险。合规风险是指因未有遵守适用法例及规则，而可能导致本集团需承受遭法律或监管机构制裁、引致财务损失或信誉损失的风险。法律及合规风险由法律合规与操作风险管理部管理，而关于洗钱、恐怖分子资金筹集、欺诈与贪腐风险则由防范金融犯罪部负责作管理及监控。法律合规与操作风险管理部及防范金融犯罪部均直接向风险总监汇报。法律合规风险管理政策，以及防洗钱、反恐怖分子资金筹集及防范金融犯罪合规风险管理政策是集团公司治理架构的组成部分，由董事会属下的风险委员会审批。

Reputation risk management (continued)

In addition, the Group has put in place a comprehensive framework to continuously monitor reputation risk incidents in the financial industry. This continuous monitoring enables the Group to effectively manage, control and mitigate any potential adverse impact from an incident. The Group also adopts robust disclosure practices to keep our stakeholders informed at all times, which helps build confidence in the Group and establish a strong public image.

Legal and compliance risk management

Legal risk is the risk that unenforceable contracts, lawsuits or adverse judgments may disrupt or otherwise negatively affect the operations or financial conditions of the Group. Compliance risk is the risk of legal or regulatory sanctions, financial losses or losses in reputation the Group may suffer as a result of its failure to comply with applicable laws and regulations. Legal and compliance risks are managed by the LCO, while the risks related to money laundering, terrorist financing, fraud, bribery and corruption are managed and monitored by the Financial Crime Compliance Department ("FCC"). Both LCO and FCC report directly to the CRO. As part of the Group's corporate governance framework, the policies for the management of legal and compliance risks, and money laundering, terrorist financing and financial crime compliance risks are approved by the RC as delegated by the Board.

未经审计之 补充财务资料 (续)

Unaudited Supplementary Financial Information (continued)

2. 风险管理 (续)

2. Risk management (continued)

策略风险管理

策略风险指本集团在实施各项策略，包括宏观战略与政策，以及为执行战略与政策而制定各项具体的计划、方案和制度时，由于在策略制定、实施及调整过程中失当，从而使本集团的盈利、资本、信誉和市场地位受到影响的风险。董事会检讨和审批策略风险管理政策。重点战略事项均得到高层管理人员与董事会的充分评估与适当的审批。

本集团会因应最新市场情况及发展，定期检讨业务策略。

资本管理

本集团资本管理的主要目标是维持与集团整体风险状况相称的资本充足水平，同时为股东带来最大回报。资产负债管理委员会定期检讨本集团资本结构，并在需要时进行调整以保持风险、回报与资本充足性的最佳平衡。

为符合金管局监管政策手册「监管审查程序」内的要求，本集团采用内部资本充足评估程序并每年作出重检。按金管局对第二支柱的指引，内部资本充足评估程序主要用以评估在第一支柱下未有涵盖或充分涵盖的重大风险所需的额外资本，从而设定本集团最低普通股一级资本比率、最低一级资本比率及最低总资本比率。

金管局已将中银香港归类为中国银行处置机制集团的重要附属公司，并要求中银香港由2023年1月1日开始满足《金融机构（处置机制）（吸收亏损能力规定—银行界）规则》（「LAC 条例」）下适用之内部吸收亏损能力规定。

Strategic risk management

Strategic risk generally refers to the risks that may cause current or future negative impacts on the earnings, or capital or reputation or market position of the Group because of poor business decisions, improper implementation of strategies and inadequacies in the response to the changing market condition. The Board reviews and approves the Strategic Risk Management Policy. Key strategic issues have to be fully evaluated and properly endorsed by the senior management and the Board.

The Group regularly reviews its business strategies to cope with the latest market situation and developments.

Capital management

The major objective of the Group's capital management is to maximise total shareholders' return while maintaining a capital adequacy position in relation to the Group's overall risk profile. The ALCO periodically reviews the Group's capital structure and adjusts the capital mix where appropriate to maintain an optimal balance among risk, return and capital adequacy.

To comply with the HKMA's requirements as stated in the Supervisory Policy Manual "Supervisory Review Process", the Group adopts the internal capital adequacy assessment process ("ICAAP") and reviews it annually. Based on the HKMA's guidelines on Pillar II, ICAAP has been initiated to assess the extra capital needed to cover the material risks not captured or not adequately captured under Pillar I, and therefore minimum Common Equity Tier 1 capital ratio, minimum Tier 1 capital ratio and minimum Total capital ratio are determined.

The HKMA has classified BOCHK as a material subsidiary of the BOC resolution group and required BOCHK to comply with the applicable internal loss-absorbing capacity requirements under the Financial Institutions (Resolution) (Loss-absorbing Capacity Requirements – Banking Sector) Rules ("LAC Rules"), with compliance period starting from 1 January 2023.

未经审计之
补充财务资料 (续)

Unaudited Supplementary Financial Information (continued)

2. 风险管理 (续)

2. Risk management (continued)

压力测试

本集团以压力测试辅助各项风险的分析工作。压力测试是一种风险管理工具，用以评估当市场或宏观经济因素急剧变化并产生极端不利的经营环境时银行风险暴露的情况。本集团内各风险管理单位按金管局监管政策手册「压力测试」内的原则，定期进行压力测试。资产负债管理委员会根据风险委员会批准的主要风险限额，对压力测试的结果进行监控，财务管理部定期向董事会及风险委员会汇报本集团的综合测试结果。

Stress testing

The Group supplements the analysis of various types of risks with stress testing. Stress testing is a risk management tool for estimating risk exposures under stressed conditions arising from extreme but plausible market or macroeconomic movements. These tests are conducted on a regular basis by the Group's various risk management units in accordance with the principles stated in the Supervisory Policy Manual "Stress-testing" published by the HKMA. The ALCO monitors the results against the key risk limits approved by the RC. The Financial Management Department reports the combined stress test results of the Group to the Board and RC regularly.

附录
Appendix
本银行之附属公司
Subsidiaries of the Bank

附属公司的具体情况如下：

The particulars of subsidiaries are as follows:

名称 Name	注册 / 营业 地点及日期 Place and date of incorporation/ operation	已发行股本 Issued share capital	持有权益 Interest held	主要业务 Principal activities
中银信用卡（国际）有限公司 BOC Credit Card (International) Limited	中国香港 1980年9月9日 Hong Kong, China 9 September 1980	565,000,000 港元 HK\$565,000,000	100.00%	信用卡服务 Credit card services
中银集团信托人有限公司 BOC Group Trustee Company Limited	中国香港 1997年12月1日 Hong Kong, China 1 December 1997	200,000,000 港元 HK\$200,000,000	66.00%	投资控股 Investment holding
中银国际英国保诚信托有限公司 BOCI-Prudential Trustee Limited	中国香港 1999年10月11日 Hong Kong, China 11 October 1999	300,000,000 港元 HK\$300,000,000	42.24%*	信托服务 Trustee services
马来西亚中国银行 Bank of China (Malaysia) Berhad	马来西亚 2000年4月14日 Malaysia 14 April 2000	814,734,790 马来西亚林吉特 RM814,734,790	100.00%	银行业务 Banking business
中国银行（泰国）股份有限公司 Bank of China (Thai) Public Company Limited	泰国 2014年4月1日 Thailand 1 April 2014	10,000,000,000 泰铢 Baht10,000,000,000	100.00%	银行业务 Banking business
中国银行（香港）代理人有限公司 Bank of China (Hong Kong) Nominees Limited	中国香港 1985年10月1日 Hong Kong, China 1 October 1985	2 港元 HK\$2	100.00%	代理人服务 Nominee services
中国银行（香港）信托有限公司 Bank of China (Hong Kong) Trustees Limited	中国香港 1987年11月6日 Hong Kong, China 6 November 1987	3,000,000 港元 HK\$3,000,000	100.00%	信托及代理服务 Trustee and agency services
中银数字服务（南宁）有限公司** BOC Digital Services (Nanning) Company Limited**	中国南宁 2019年2月19日 Nanning, China 19 February 2019	注册资本 60,000,000 港元 Registered capital HK\$60,000,000	100.00%	金融营运服务 Financial operational services
中银信息科技（深圳）有限公司** BOCHK Information Technology (Shenzhen) Co., Ltd.**	中国深圳 1990年4月16日 Shenzhen, China 16 April 1990	注册资本 70,000,000 港元 Registered capital HK\$70,000,000	100.00%	物业持有 Property holding
中银信息技术服务（深圳）有限公司** BOCHK Information Technology Services (Shenzhen) Co., Ltd.**	中国深圳 1993年5月26日 Shenzhen, China 26 May 1993	注册资本 40,000,000 港元 Registered capital HK\$40,000,000	100.00%	信息技术服务 Information technology services

附录 (续)

Appendix (continued)

本银行之附属公司 (续)

Subsidiaries of the Bank (continued)

名称 Name	注册 / 营业 地点及日期 Place and date of incorporation/ operation	已发行股本 Issued share capital	持有权益 Interest held	主要业务 Principal activities
宝生金融投资服务有限公司 Po Sang Financial Investment Services Company Limited	中国香港 1980年9月23日 Hong Kong, China 23 September 1980	335,000,000 港元 HK\$335,000,000	100.00%	黄金买卖及 投资控股 Gold trading and investment holding
宝生证券有限公司 Po Sang Securities Limited	中国香港 1993年10月19日 Hong Kong, China 19 October 1993	335,000,000 港元 HK\$335,000,000	100.00%	证券业务 Securities brokerage
新华信托有限公司 Sin Hua Trustee Limited	中国香港 1978年10月27日 Hong Kong, China 27 October 1978	3,000,000 港元 HK\$3,000,000	100.00%	信托服务 Trustee services
Billion Express Development Inc.	英属维尔京群岛 2014年2月7日 British Virgin Islands 7 February 2014	1 美元 US\$1	100.00%	投资控股 Investment holding
Billion Orient Holdings Ltd.	英属维尔京群岛 2014年2月3日 British Virgin Islands 3 February 2014	1 美元 US\$1	100.00%	投资控股 Investment holding
Elite Bond Investments Ltd.	英属维尔京群岛 2014年2月7日 British Virgin Islands 7 February 2014	1 美元 US\$1	100.00%	投资控股 Investment holding
Express Capital Enterprise Inc.	英属维尔京群岛 2014年2月3日 British Virgin Islands 3 February 2014	1 美元 US\$1	100.00%	投资控股 Investment holding
Express Charm Holdings Corp.	英属维尔京群岛 2014年2月7日 British Virgin Islands 7 February 2014	1 美元 US\$1	100.00%	投资控股 Investment holding
Express Shine Assets Holdings Corp.	英属维尔京群岛 2014年1月3日 British Virgin Islands 3 January 2014	1 美元 US\$1	100.00%	投资控股 Investment holding
Express Talent Investment Ltd.	英属维尔京群岛 2014年2月13日 British Virgin Islands 13 February 2014	1 美元 US\$1	100.00%	投资控股 Investment holding
Gold Medal Capital Inc.	英属维尔京群岛 2014年1月3日 British Virgin Islands 3 January 2014	1 美元 US\$1	100.00%	投资控股 Investment holding

附录 (续)
Appendix (continued)
本银行之附属公司 (续)
Subsidiaries of the Bank (continued)

名称 Name	注册 / 营业 地点及日期 Place and date of incorporation/ operation	已发行股本 Issued share capital	持有权益 Interest held	主要业务 Principal activities
Gold Tap Enterprises Inc.	英属维尔京群岛 2014年2月13日 British Virgin Islands 13 February 2014	1 美元 US\$1	100.00%	投资控股 Investment holding
Maxi Success Holdings Ltd.	英属维尔京群岛 2014年2月7日 British Virgin Islands 7 February 2014	1 美元 US\$1	100.00%	投资控股 Investment holding
Smart Linkage Holdings Inc.	英属维尔京群岛 2014年2月13日 British Virgin Islands 13 February 2014	1 美元 US\$1	100.00%	投资控股 Investment holding
Smart Union Capital Investments Ltd.	英属维尔京群岛 2014年1月3日 British Virgin Islands 3 January 2014	1 美元 US\$1	100.00%	投资控股 Investment holding
Success Trend Development Ltd.	英属维尔京群岛 2014年2月18日 British Virgin Islands 18 February 2014	1 美元 US\$1	100.00%	投资控股 Investment holding
Wise Key Enterprises Corp.	英属维尔京群岛 2014年2月18日 British Virgin Islands 18 February 2014	1 美元 US\$1	100.00%	投资控股 Investment holding

* 中银国际英国保诚信托有限公司为本银行属下一家非全资附属公司的附属公司，凭借本银行对该公司的控制权，该公司被视为本银行的附属公司。

* BOCI-Prudential Trustee Limited is a subsidiary of a non-wholly-owned subsidiary of the Bank and, accordingly, is accounted for as a subsidiary by virtue of the Bank's control over it.

** 在中国注册的有限责任公司。

** It is registered as limited liability company in China.

中银金融服务(南宁)有限公司于2024年1月12日更改公司名称为中银数字服务(南宁)有限公司。

BOC Financial Services (Nanning) Company Limited has changed company's name to BOC Digital Services (Nanning) Company Limited on 12 January 2024.

China Bridge (Malaysia) Sdn. Bhd. 于2024年11月18日进入成员自动清盘程序。

China Bridge (Malaysia) Sdn. Bhd. has commenced members' voluntary winding up on 18 November 2024.

马来西亚中国银行已发行股本于2025年2月28日增加54,216,310马来西亚林吉特至814,734,790马来西亚林吉特。

The issued share capital of Bank of China (Malaysia) Berhad had increased by RM54,216,310 to RM814,734,790 on 28 February 2025.

Definitions

In this Annual Report, unless the context otherwise requires, the following terms shall have the meanings set out below:

Terms	Meanings
“Acquisition Agreement”	the sale and purchase agreement entered into on 24 January 2025 between BOCHK and BOCI Asia for the acquisition of all of the issued shares of BOCI Private Bank by BOCHK from BOCI Asia
“ALCO”	the Asset and Liability Management Committee
“AT1”	Additional Tier 1
“ATM”	Automated Teller Machine
“ASEAN”	The Association of Southeast Asian Nations
“BOC”	Bank of China Limited, a joint stock commercial bank with limited liability established under the laws of the PRC, the H shares and A shares of which are listed on the Hong Kong Stock Exchange and the Shanghai Stock Exchange respectively
“BOCHK (Holdings)”	BOC Hong Kong (Holdings) Limited, a company incorporated under the laws of Hong Kong
“BOCHK” or “the Bank”	Bank of China (Hong Kong) Limited, a company incorporated under the laws of Hong Kong and a wholly-owned subsidiary of BOC Hong Kong (Holdings) Limited
“BOCI-Prudential Asset Management”	BOCI-Prudential Asset Management Limited, a company incorporated under the laws of Hong Kong, in which BOCI Asset Management Limited, a wholly-owned subsidiary of BOC International Holdings Limited, and Prudential Corporation Holdings Limited hold equity interests of 64% and 36% respectively
“BOCI-Prudential Trustee”	BOCI-Prudential Trustee Limited, a company incorporated under the laws of Hong Kong, in which BOC Group Trustee Company Limited and Prudential Corporation Holdings Limited hold equity interests of 64% and 36% respectively
“BOC Malaysia”	Bank of China (Malaysia) Berhad, a wholly-owned subsidiary of BOCHK
“BOC Thailand”	Bank of China (Thai) Public Company Limited, a wholly-owned subsidiary of BOCHK
“Board” or “Board of Directors”	the Board of Directors of the Bank
“CE”	Chief Executive
“CET1”	Common Equity Tier 1
“CFO”	Chief Financial Officer
“CIC”	China Investment Corporation
“CRO”	Chief Risk Officer
“CVA”	Credit Valuation Adjustment

Definitions (continued)

Terms	Meanings
"Central Huijin"	Central Huijin Investment Ltd.
"DCE"	Deputy Chief Executive
"Disposal Agreement"	the sale and purchase agreement entered into on 24 January 2025 between BOCHK and BOCI Asia for the disposal of all of the issued shares of Po Sang Securities by BOCHK to BOCI Asia
"DVA"	Debit Valuation Adjustment
"ECL"	Expected Credit Loss
"EVE"	Economic Value Sensitivity Ratio
"FCC"	the Financial Crime Compliance Department
"FIRB"	Foundation Internal Ratings-based
"FVOCI"	Fair value through other comprehensive income
"FVPL"	Fair value through profit or loss
"HKAS"	Hong Kong Accounting Standard
"HKFRS"	Hong Kong Financial Reporting Standard
"HKICPA"	Hong Kong Institute of Certified Public Accountants
"HKMA"	Hong Kong Monetary Authority
"IBOR reform"	Interest Rate Benchmark reform
"ICAAP"	Internal Capital Adequacy Assessment Process
"IMM"	Internal Models
"IT"	Information Technology
"LCO"	the Legal & Compliance and Operational Risk Management Department
"LCR"	Liquidity Coverage Ratio
"Listing Rules"	the Rules Governing the Listing of Securities on The Stock Exchange of Hong Kong Limited
"MC"	the Management Committee

Definitions (continued)

Terms	Meanings
"MCO"	Maximum Cumulative Cash Outflow
"MPF"	Mandatory Provident Fund
"MPF Schemes Ordinance"	the Mandatory Provident Fund Schemes Ordinance, Chapter 485 of the Laws of Hong Kong, as amended
"N/A"	Not applicable
"NII"	Net Interest Income Sensitivity Ratio
"NSFR"	Net Stable Funding Ratio
"ORSO schemes"	the Occupational Retirement Schemes under Occupational Retirement Schemes Ordinance, Chapter 426 of the Laws of Hong Kong
"OTC"	Over-the-counter
"PRC" or "China"	the People's Republic of China
"Proposed Acquisition"	the proposed acquisition of BOCI Private Bank pursuant to the terms and conditions of the Acquisition Agreement
"Proposed Disposal"	the proposed disposal of Po Sang Securities pursuant to the terms and conditions of the Disposal Agreement
"PVBP"	Price Value of a Basis Point
"RMB" or "Renminbi"	Renminbi, the lawful currency of the PRC
"RC"	the Risk Committee
"RMD"	the Risk Management Department
"RWA"	Risk-weighted Assets
"SME"	Small and Medium-sized Enterprise
"STC"	Standardised (Credit Risk)
"STM"	Standardised (Market Risk)
"STO"	Standardised (Operational Risk)
"Standard & Poor's"	Standard & Poor's Ratings Services
"Stock Exchange" or "Hong Kong Stock Exchange"	The Stock Exchange of Hong Kong Limited
"the Group"	the Bank and its subsidiaries collectively referred as the Group
"US"	the United States of America
"VaR"	Value at Risk

释义

在本年报中，除非文义另有所指，否则下列词汇具有以下涵义：

词汇	涵义
「中国银行」	中国银行股份有限公司，一家根据中国法例成立之商业银行及股份制有限责任公司，其 H 股及 A 股股份分别于香港联交所及上海证券交易所挂牌上市
「中银香港（控股）」	中银香港（控股）有限公司，根据香港法例注册成立之公司
「中银香港」或「本银行」	中国银行（香港）有限公司，根据香港法例注册成立之公司，并为中银香港（控股）有限公司之全资附属公司
「中银马来西亚」	马来西亚中国银行，为中银香港之全资附属公司
「中银泰国」	中国银行（泰国）股份有限公司，为中银香港之全资附属公司
「董事会」	本银行的董事会
「中投」	中国投资有限责任公司
「汇金」	中央汇金投资有限责任公司
「金管局」	香港金融管理局
「香港」或「香港特区」或「中国香港」	中华人民共和国香港特别行政区
「上市规则」	香港联合交易所有限公司证券上市规则
「强积金」	强制性公积金
「强积金条例」	强制性公积金计划条例，香港法例第 485 章（修订）

释义 (续)

词汇	涵义
「标准普尔」	标准普尔评级服务
「联交所」或「香港联交所」	香港联合交易所有限公司
「本集团」	本银行及其附属公司
「风险值」	风险持仓涉险值
「收购协议」	中银香港与中银国际亚洲于 2025 年 1 月 24 日就中银香港向中银国际亚洲收购中银国际私行全部已发行股份而订立的买卖协议
「出售协议」	中银香港与中银国际亚洲于 2025 年 1 月 24 日就中银香港向中银国际亚洲出售宝生证券全部已发行股份而订立的买卖协议
「拟议收购」	根据收购协议的条款和条件拟收购中银国际私行
「拟议出售」	根据出售协议的条款及条件拟出售宝生证券